



US00D871851S

(12) **United States Design Patent** (10) **Patent No.:** **US D871,851 S**  
**Wisniewski et al.** (45) **Date of Patent:** **\*\* Jan. 7, 2020**

(54) **DRINKING VESSEL**  
(71) Applicant: **PCO GROUP GMBH**, Dassow (DE)  
(72) Inventors: **Rafal Wisniewski**, Koszalin (PL);  
**Stefan Lemke**, Pogez (DE)  
(73) Assignee: **PCO Group GmbH**, Dassow (DE)  
(\*\*) Term: **15 Years**  
(21) Appl. No.: **29/639,925**  
(22) Filed: **Mar. 9, 2018**  
(51) **LOC (12) Cl.** ..... **07-01**  
(52) **U.S. Cl.**  
USPC ..... **D7/531; D7/523**  
(58) **Field of Classification Search**  
USPC ..... D7/507, 509, 510, 511, 523, 570, 529,  
D7/524, 537, 526, 528, 532, 393, 213,  
D7/514, 515, 513, 530, 396.6, 531;  
220/592.16, 592.17; D10/118; D9/500,  
D9/501, 503, 516, 517, 518, 548, 549,  
D9/558, 715, 716, 719; D11/143, 144,  
D11/152, 153  
CPC ..... A47G 19/2205; A47G 19/2227; A47G  
19/22; A47G 19/2288; A45F 3/20; A47J  
41/02; A47J 41/0077; A47J 43/27  
See application file for complete search history.

D246,446 S \* 11/1977 Benes ..... D11/153  
D260,088 S \* 8/1981 Murphy ..... D11/143  
D260,749 S \* 9/1981 Murphy ..... D11/143  
D284,631 S \* 7/1986 Inns ..... D7/525  
D284,823 S \* 7/1986 Inns ..... D7/526  
D289,148 S \* 4/1987 Laslo ..... D11/143  
D293,992 S \* 2/1988 Pomroy ..... D11/152  
D330,943 S \* 11/1992 Masch ..... D26/58  
D334,321 S \* 3/1993 Falzoro ..... D7/524  
D364,996 S \* 12/1995 Andress ..... D7/526  
D408,683 S \* 4/1999 Matousek ..... D7/396.2  
D419,380 S \* 1/2000 Yot ..... D7/524  
D479,668 S \* 9/2003 McMullin ..... D7/525  
D531,453 S \* 11/2006 McMullin ..... D7/525  
D540,120 S \* 4/2007 McMullin ..... D7/525  
D551,559 S \* 9/2007 Lepoitevin ..... B65D 23/102  
D9/516  
D582,534 S \* 12/2008 Conway ..... D11/152  
D589,297 S \* 3/2009 Zollweg ..... D11/154

(Continued)

*Primary Examiner* — Jae Liang  
(74) *Attorney, Agent, or Firm* — Lempia Summerfield  
Katz LLC

(57) **CLAIM**

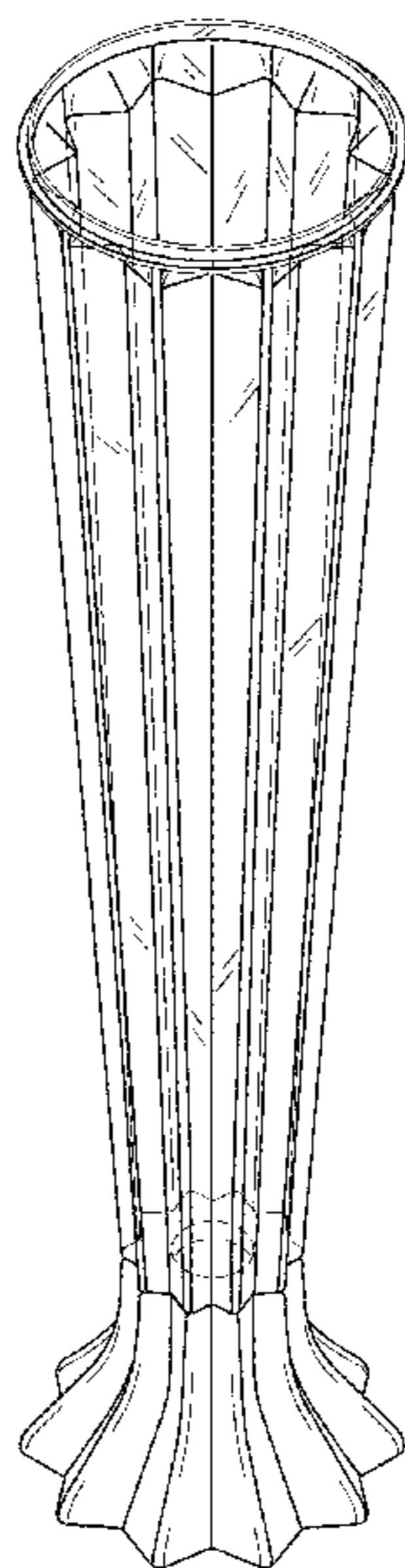
The ornamental design for a “drinking vessel”, as shown and described.

**DESCRIPTION**

FIG. 1 is a top, front, and right side perspective view of a drinking vessel showing our new design;  
FIG. 2 is a front view of the drinking vessel of FIG. 1.  
FIG. 3 is a right side view of the drinking vessel of FIG. 1.  
FIG. 4 is a rear view of the drinking vessel of FIG. 1.  
FIG. 5 is a left side view of the drinking vessel of FIG. 1.  
FIG. 6 is a top view of the drinking vessel of FIG. 1; and,  
FIG. 7 is a bottom view of the drinking vessel of FIG. 1.  
The broken lines in the drawings depict portions of the drinking vessel that form no part of the claimed design.

**1 Claim, 4 Drawing Sheets**

(56) **References Cited**  
U.S. PATENT DOCUMENTS  
D79,431 S \* 9/1929 Kelly ..... D7/526  
D99,798 S \* 5/1936 Heisey ..... D11/154  
D107,739 S \* 1/1938 Bell ..... D7/526  
D108,699 S \* 3/1938 Kostellow ..... D7/526  
D165,267 S \* 11/1951 Carlson ..... D11/153  
3,089,605 A \* 5/1963 Buonauro ..... A47G 19/2255  
215/377



(56)

**References Cited**

U.S. PATENT DOCUMENTS

D608,652 S \* 1/2010 Eisen ..... D9/546  
D663,166 S \* 7/2012 Sapire ..... D7/537

\* cited by examiner

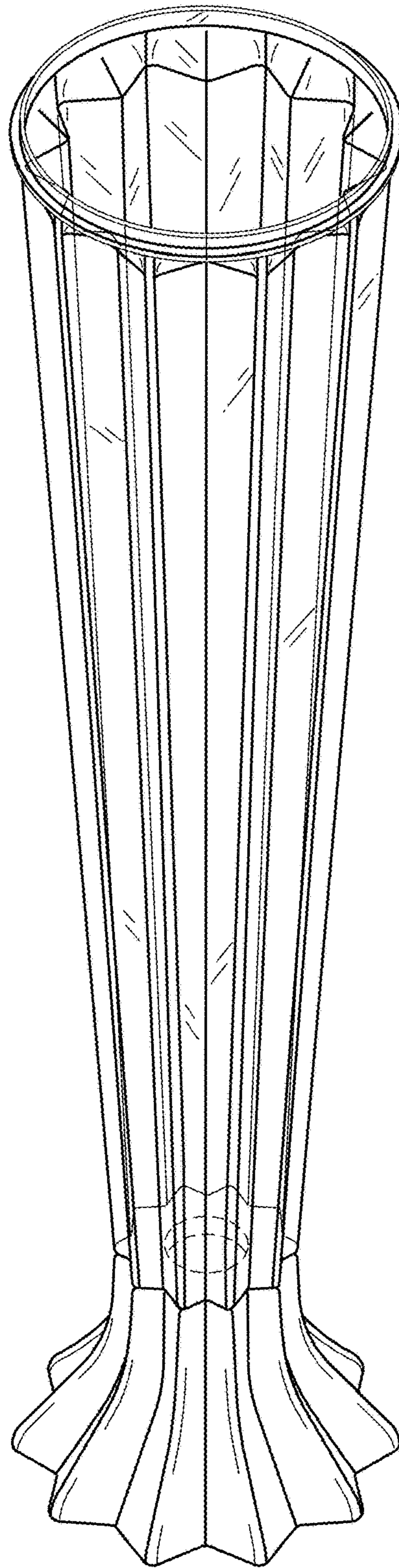


FIG. 1

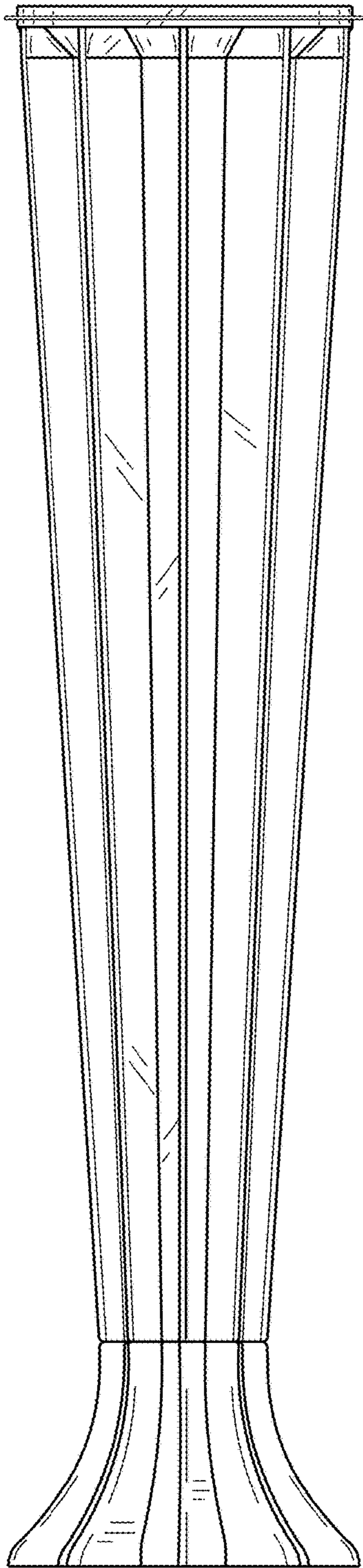


FIG. 2

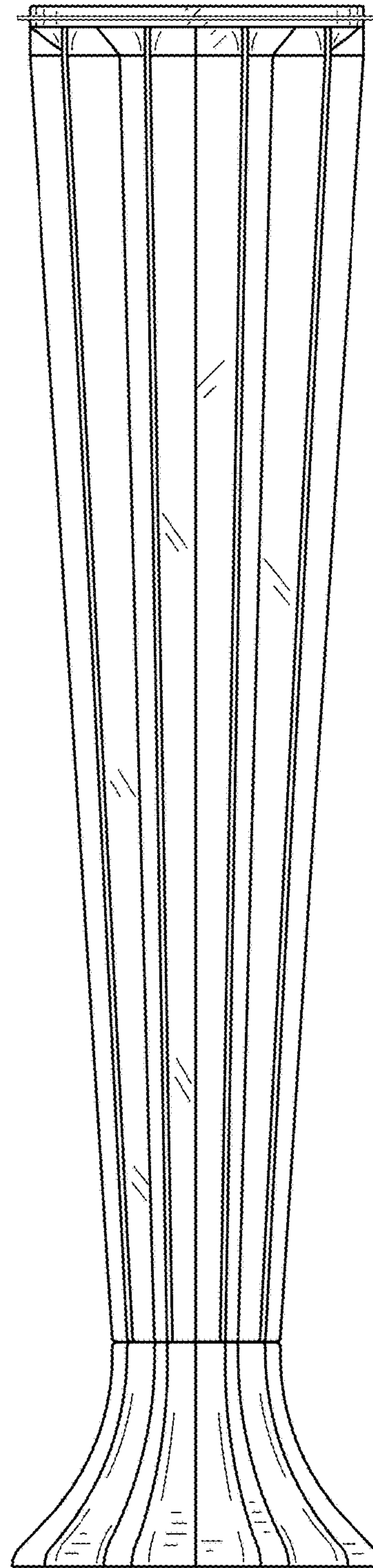


FIG. 3

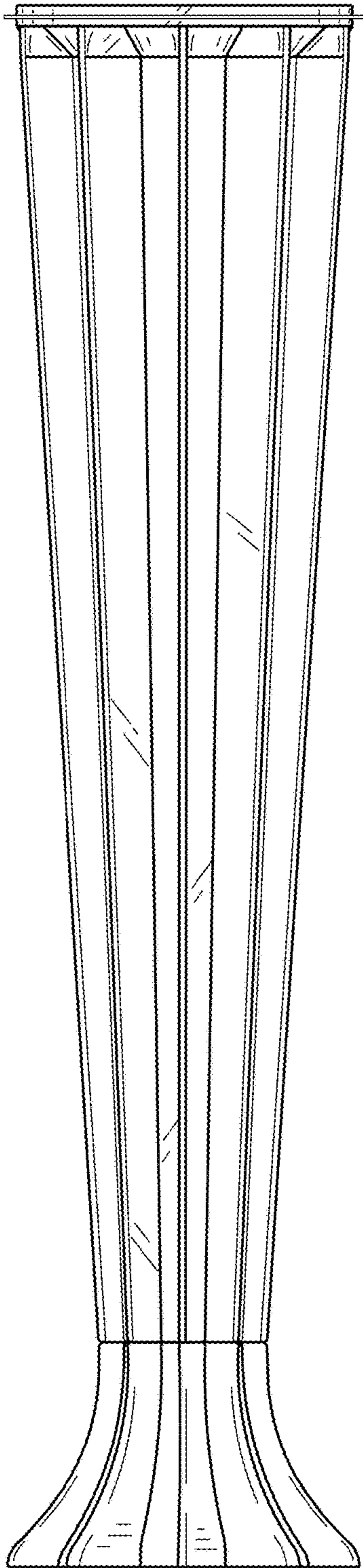


FIG. 4

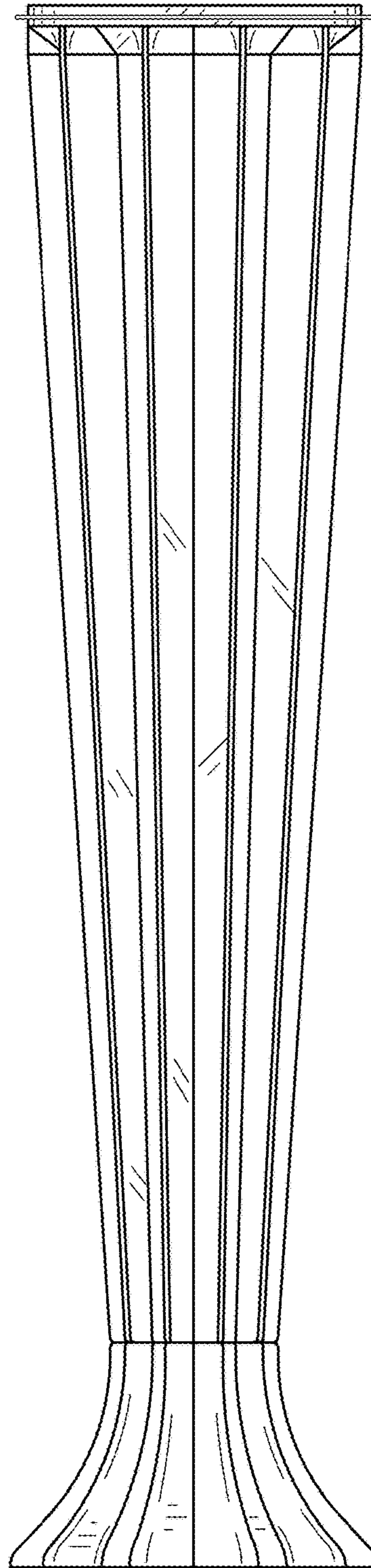


FIG. 5




FIG. 6




FIG. 7