



US00D871819S

(12) **United States Design Patent**
Wilens et al.

(10) **Patent No.:** **US D871,819 S**
(45) **Date of Patent:** **** Jan. 7, 2020**

- (54) **BEVERAGE DISPENSER**
- (71) Applicant: **Heineken Supply Chain B.V.**,
Amsterdam (NL)
- (72) Inventors: **Bouke Wilens**, Amersfoort (NL);
Rudolf Klaas Van Beelen, The Hague
(NL)
- (73) Assignee: **Heineken Supply Chain B.V.**,
Amsterdam (NL)
- (**) Term: **15 Years**

D484,355 S *	12/2003	De Gooijer	D7/312
D556,499 S *	12/2007	Green	D7/306
D558,950 S *	1/2008	Brans	D34/39
D588,856 S *	3/2009	Toth	D7/306
D603,221 S *	11/2009	Liu	D7/523
D615,340 S *	5/2010	Taggart	D7/306
D615,353 S *	5/2010	Taggart	D7/393
D625,541 S *	10/2010	Kauer	D7/300.1
D652,299 S *	1/2012	Taylor	D9/448
D697,414 S *	1/2014	Windelinckx	D9/520
D703,990 S *	5/2014	Henderson	D7/306
D711,178 S *	8/2014	Waugh	D3/202
D721,276 S *	1/2015	Herbst	D7/396.2
D722,892 S *	2/2015	Baddour	D9/520

(Continued)

- (21) Appl. No.: **29/653,235**
- (22) Filed: **Jun. 13, 2018**
- (30) **Foreign Application Priority Data**

Primary Examiner — Jae Liang
 (74) *Attorney, Agent, or Firm* — Fross Zelnick Lehrman
 Zissu, P.C.; Charles T. J. Weigell

- Dec. 13, 2017 (EM) 004546331-0001
- (51) **LOC (12) Cl.** **07-01**
- (52) **U.S. Cl.**
USPC **D7/313; D7/397; D7/398; D7/507**
- (58) **Field of Classification Search**
USPC D7/387, 392.1, 396.2, 393, 394, 397,
D7/398, 213, 900, 507, 523, 532, 510,
D7/511, 529, 533, 536, 534, 524, 537,
D7/514, 515, 522, 412, 376, 309, 317,
D7/305, 665, 300.1, 300.2, 318, 313, 311;
D9/435, 436, 443, 442, 444, 449, 450,
D9/437, 447, 520, 538, 503; D24/197
CPC A47G 19/2205; A47G 19/22; A47J 43/27;
A47J 41/02; A47J 41/0077; A47J
41/0088; A47J 41/028; A47J 31/407;
A47J 31/40; A45F 3/16; B65D 85/804;
B65D 41/04
See application file for complete search history.

(57) **CLAIM**

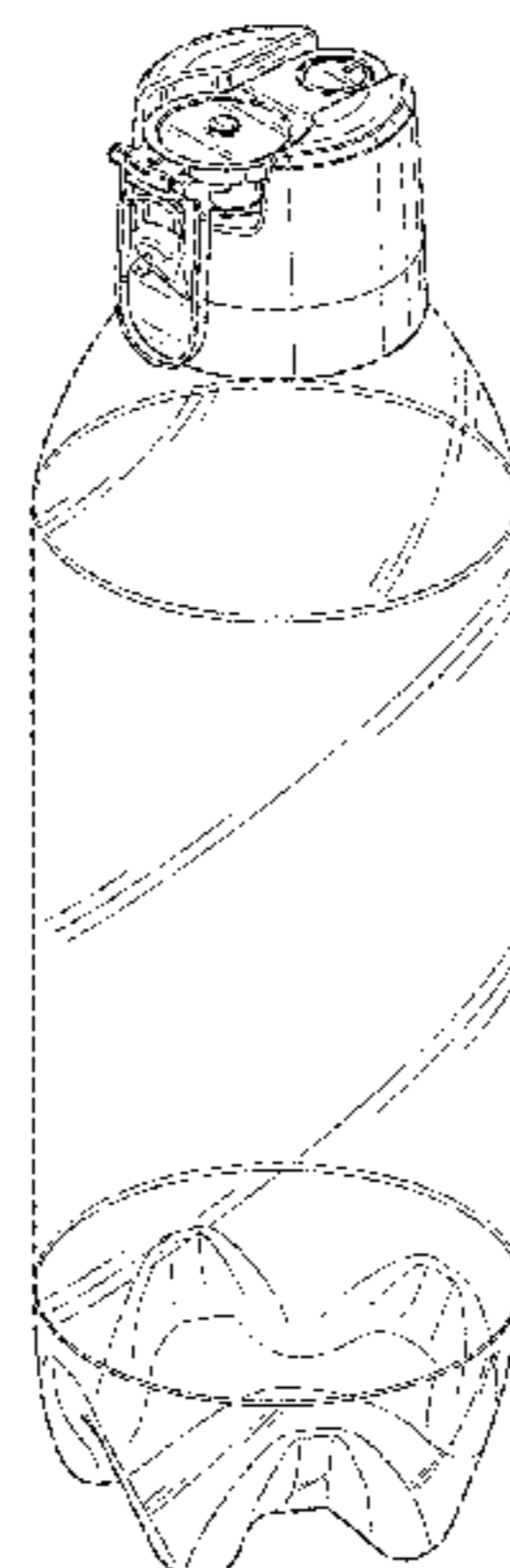
The ornamental design for a beverage dispenser, as shown and described.

DESCRIPTION

FIG. 1 is a front perspective view of a beverage dispenser in a tap folded position, showing the new design;
 FIG. 2 is a rear perspective view of the beverage dispenser in the tap folded position;
 FIG. 3 is a top view of the beverage dispenser in the tap folded position;
 FIG. 4 is a front perspective view of the beverage dispenser in a tap unfolded position;
 FIG. 5 is a rear perspective view of the beverage dispenser in the tap unfolded position;
 FIG. 6 is a side view of the beverage dispenser in the tap unfolded position; and,
 FIG. 7 is a top view of the beverage dispenser in the tap unfolded position.

1 Claim, 7 Drawing Sheets

- (56) **References Cited**
U.S. PATENT DOCUMENTS
4,844,290 A * 7/1989 McCurdy B67D 3/00
222/185.1
D478,504 S * 8/2003 Crozet D9/708



(56)

References Cited

U.S. PATENT DOCUMENTS

D787,268 S *	5/2017	Matsuo	D7/510
D795,628 S *	8/2017	Roberts	D6/542
D796,243 S *	9/2017	Roberts	D7/313
D822,422 S *	7/2018	Buchanan	D7/313
D831,426 S *	10/2018	Best	D7/511
D836,978 S *	1/2019	Sonnichsen	D7/397

* cited by examiner

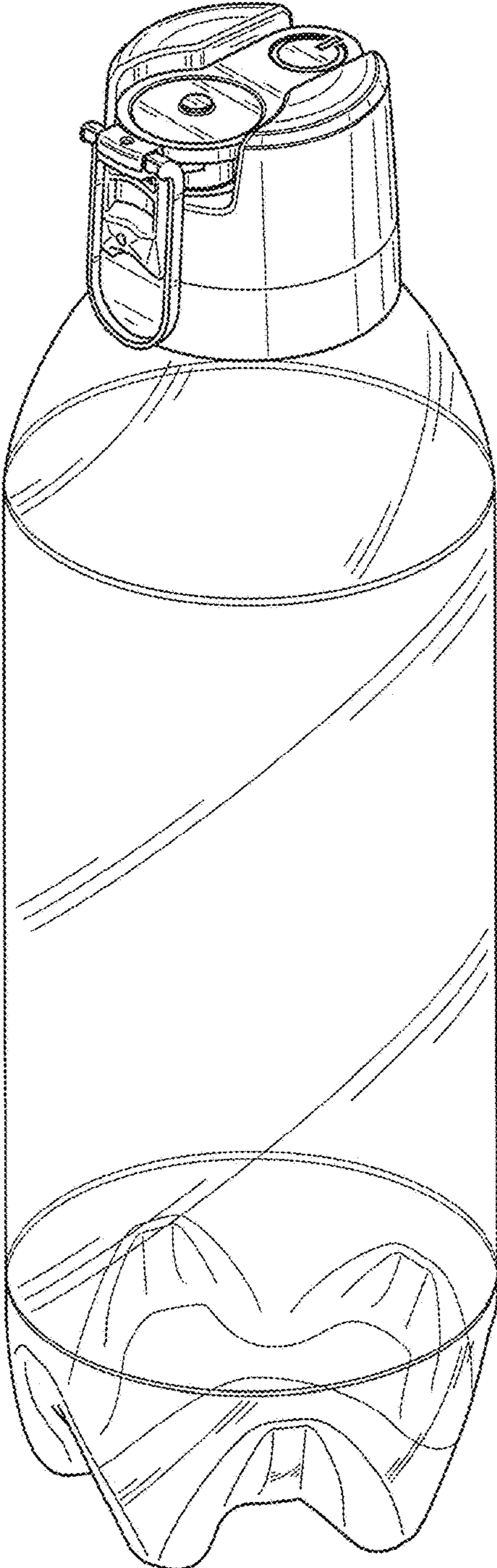


FIG. 1

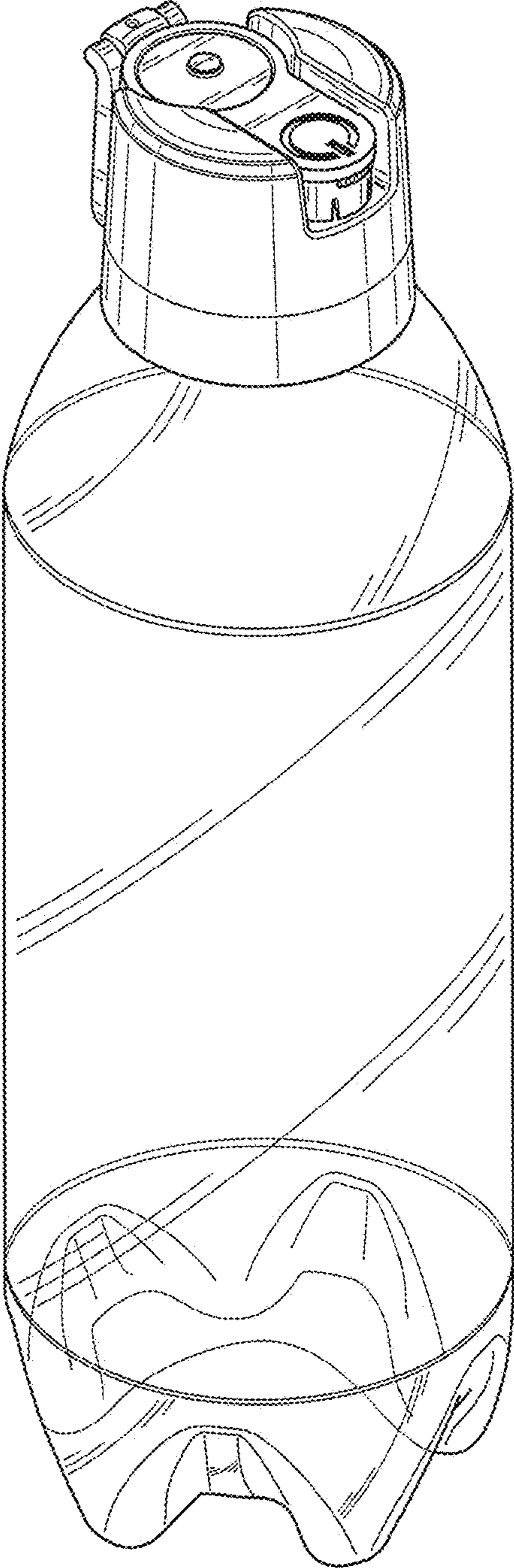


FIG. 2

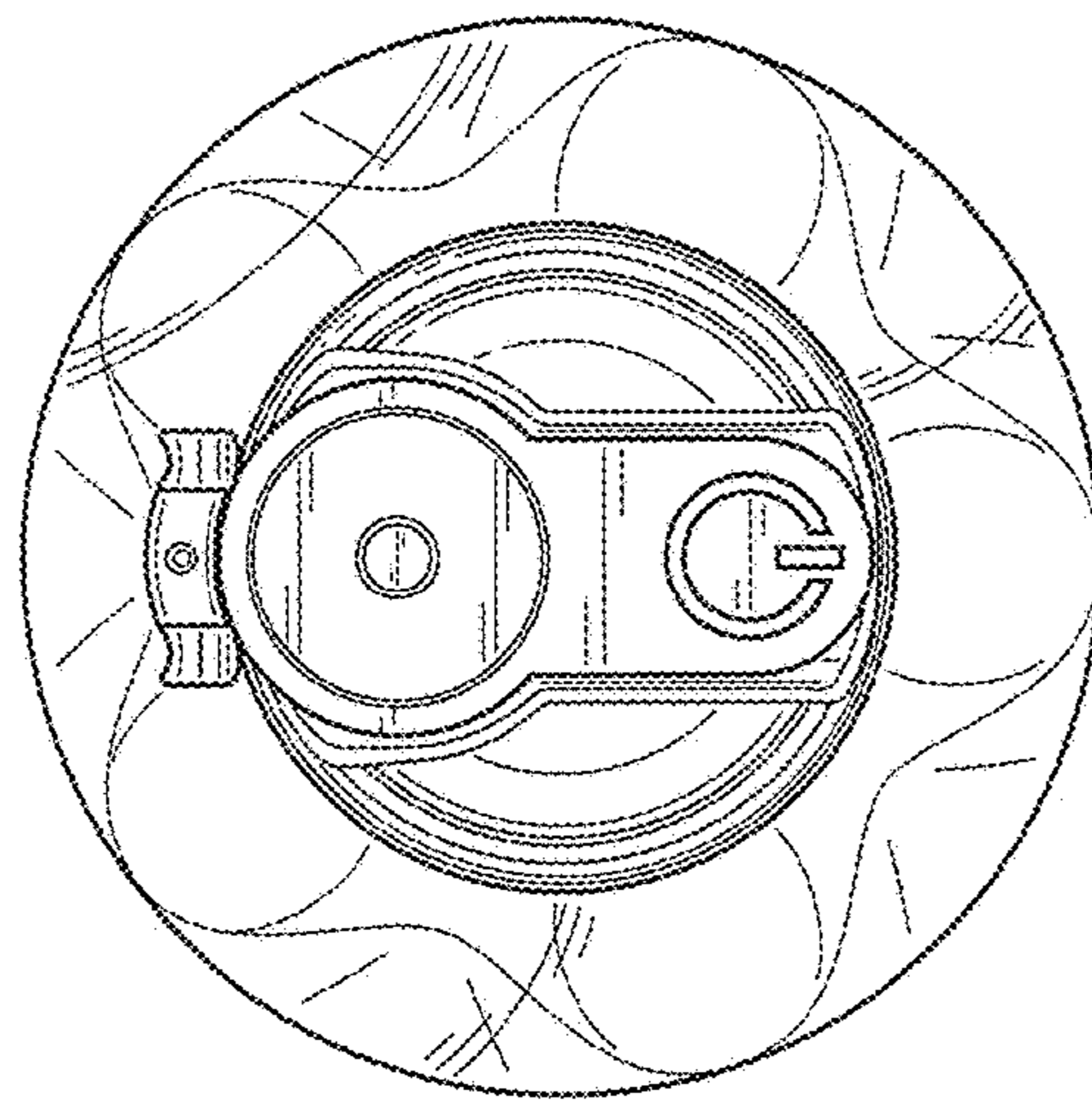


FIG. 3

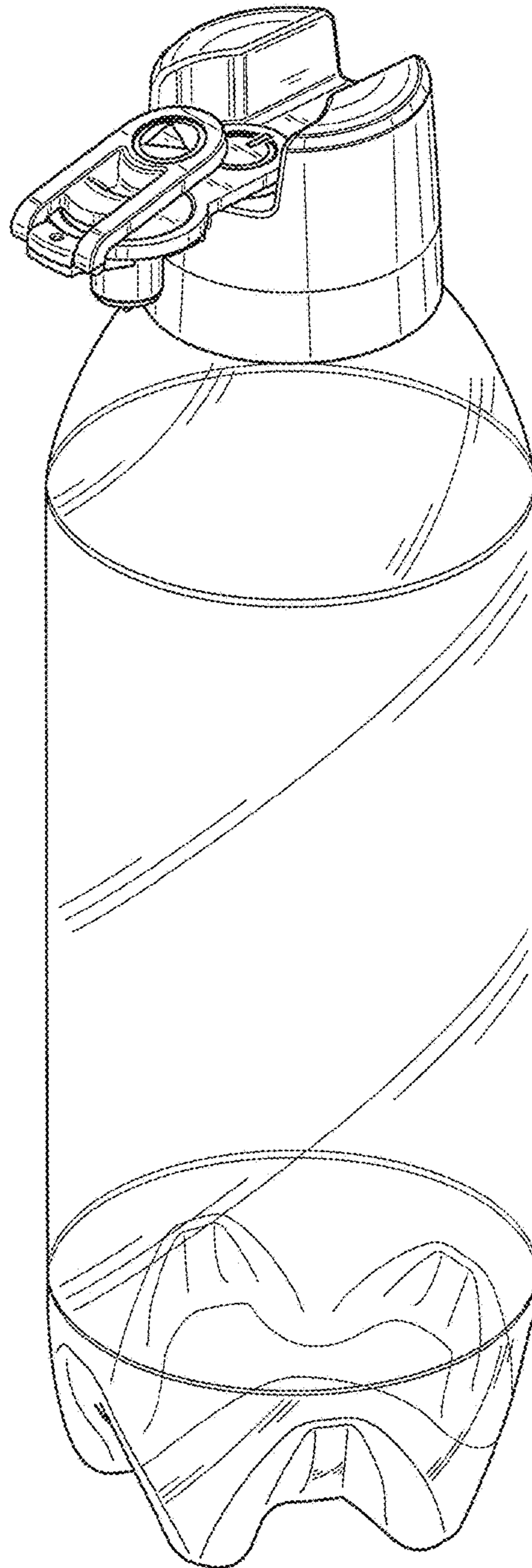


FIG. 4

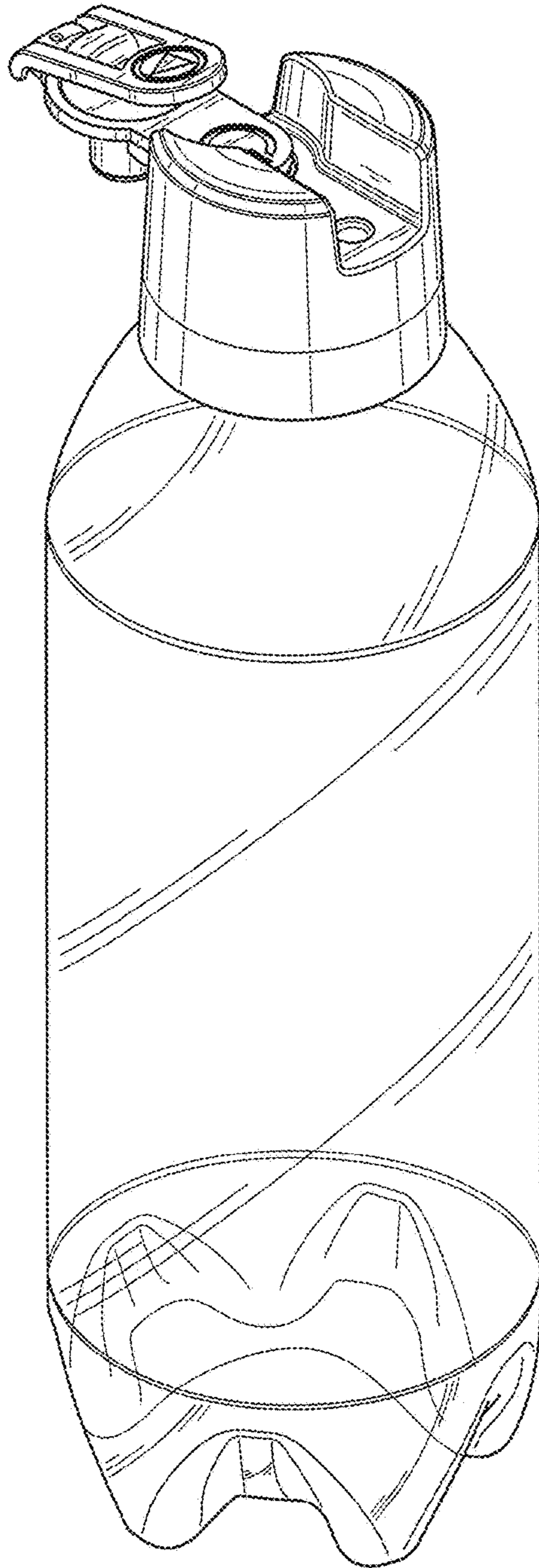


FIG. 5

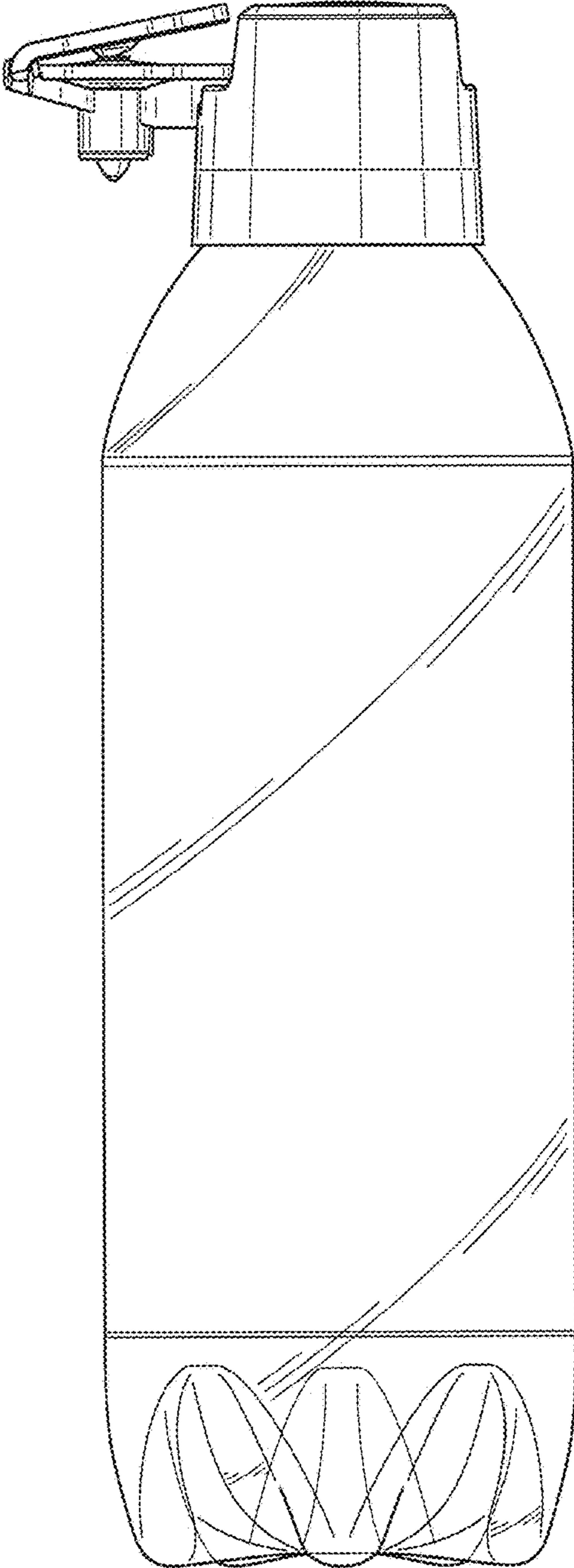


FIG. 6

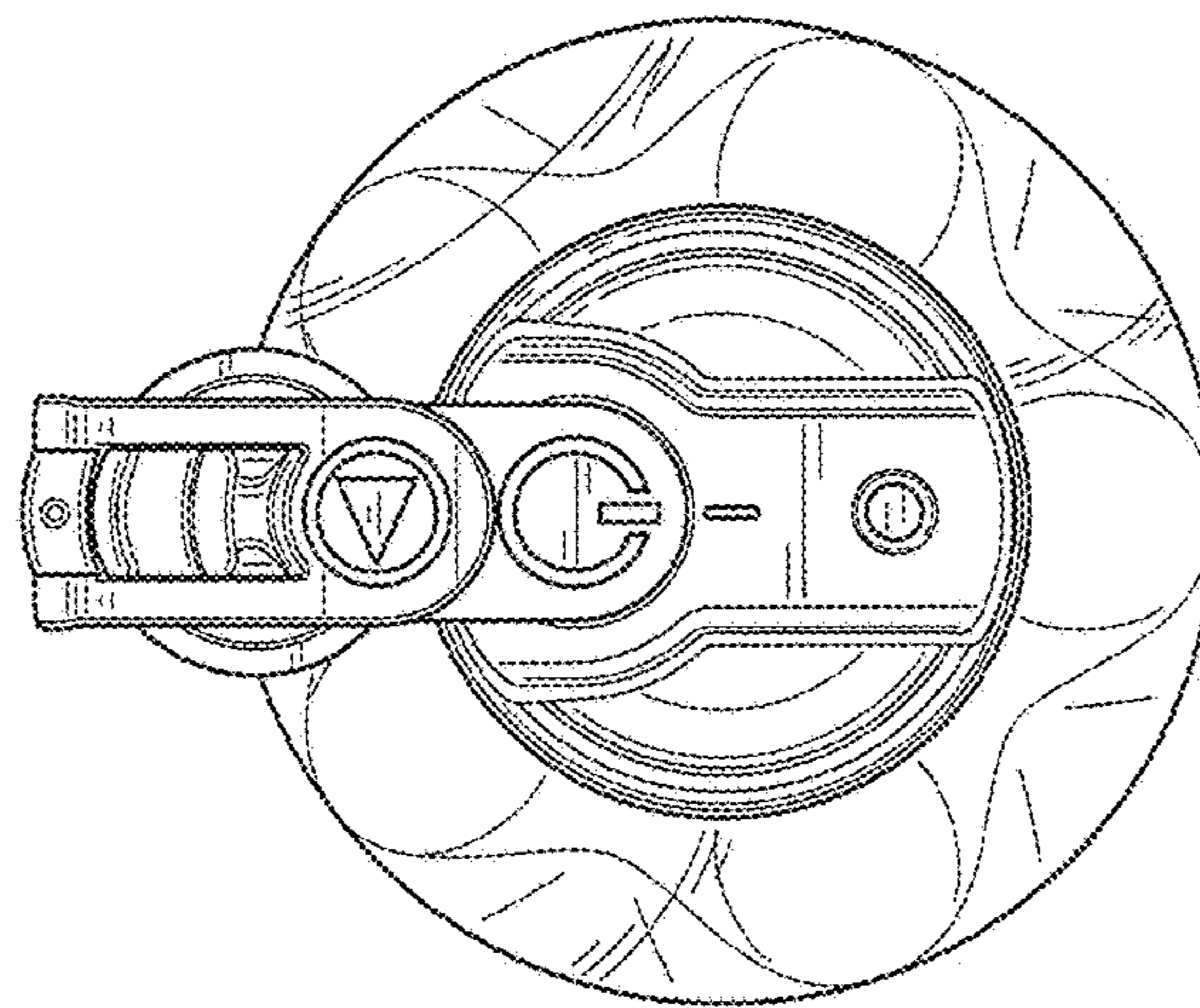


FIG. 7