



US00D871811S

(12) **United States Design Patent**
Xu

(10) **Patent No.:** **US D871,811 S**
(45) **Date of Patent:** **** Jan. 7, 2020**

(54) **WINE TABLE**

(71) Applicant: **Xiaoyan Xu**, Jilin (CN)

(72) Inventor: **Xiaoyan Xu**, Jilin (CN)

(**) Term: **15 Years**

(21) Appl. No.: **29/633,394**

(22) Filed: **Jan. 13, 2018**

(51) **LOC (12) Cl.** **06-03**

(52) **U.S. Cl.**
USPC **D6/692.3**

(58) **Field of Classification Search**
USPC D6/369, 668, 672, 677, 685, 686, 687,
D6/689, 692, 692.1-692.6, 696, 698, 702,
D6/703.1, 707.18, 707.2, 708, 708.15,
D6/708.17, 708.2, 708.23
CPC A47G 19/06; A47G 23/06; A47G 19/02;
A47G 23/08; A47G 23/0641; A47G
23/0625; A47G 19/065

See application file for complete search history.

(56) **References Cited**

U.S. PATENT DOCUMENTS

- 2,903,782 A * 9/1959 Cowley B23D 59/02
83/676
- D238,726 S * 2/1976 Labik D7/554.2
- 5,471,970 A * 12/1995 Sakarcian B24D 18/0009
125/15
- D651,028 S * 12/2011 Grimaldi D6/707.2
- D656,344 S * 3/2012 Grimaldi D6/686
- D742,178 S * 11/2015 Shames D7/554.2
- D766,665 S * 9/2016 Shames D7/554.2
- D779,243 S * 2/2017 Wenzel A47B 13/021
D6/686
- 9,839,311 B2 * 12/2017 Shames A47G 23/0641
- D854,867 S * 7/2019 Koerth D6/707.2

- 2010/0163086 A1* 7/2010 Chavez A45B 3/00
135/16
- 2010/0209662 A1* 8/2010 Slade A47G 23/02
428/131
- 2012/0234212 A1* 9/2012 Boirun A47B 13/023
108/28

OTHER PUBLICATIONS

Bambusi, posted at Overstock.com, posted on Apr. 22, 2019, site visited Sep. 19, 2019. online, available from internet: <https://www.overstock.com/Home-Garden/Bambusi-Portable-Outdoor-Picnic-Wine-Table-Holder-w-Cutlery-Cheese-Set/23036021/product.html> (Year: 2019).*

* cited by examiner

Primary Examiner — Mary Ann Calabrese
Assistant Examiner — Catherine Ho


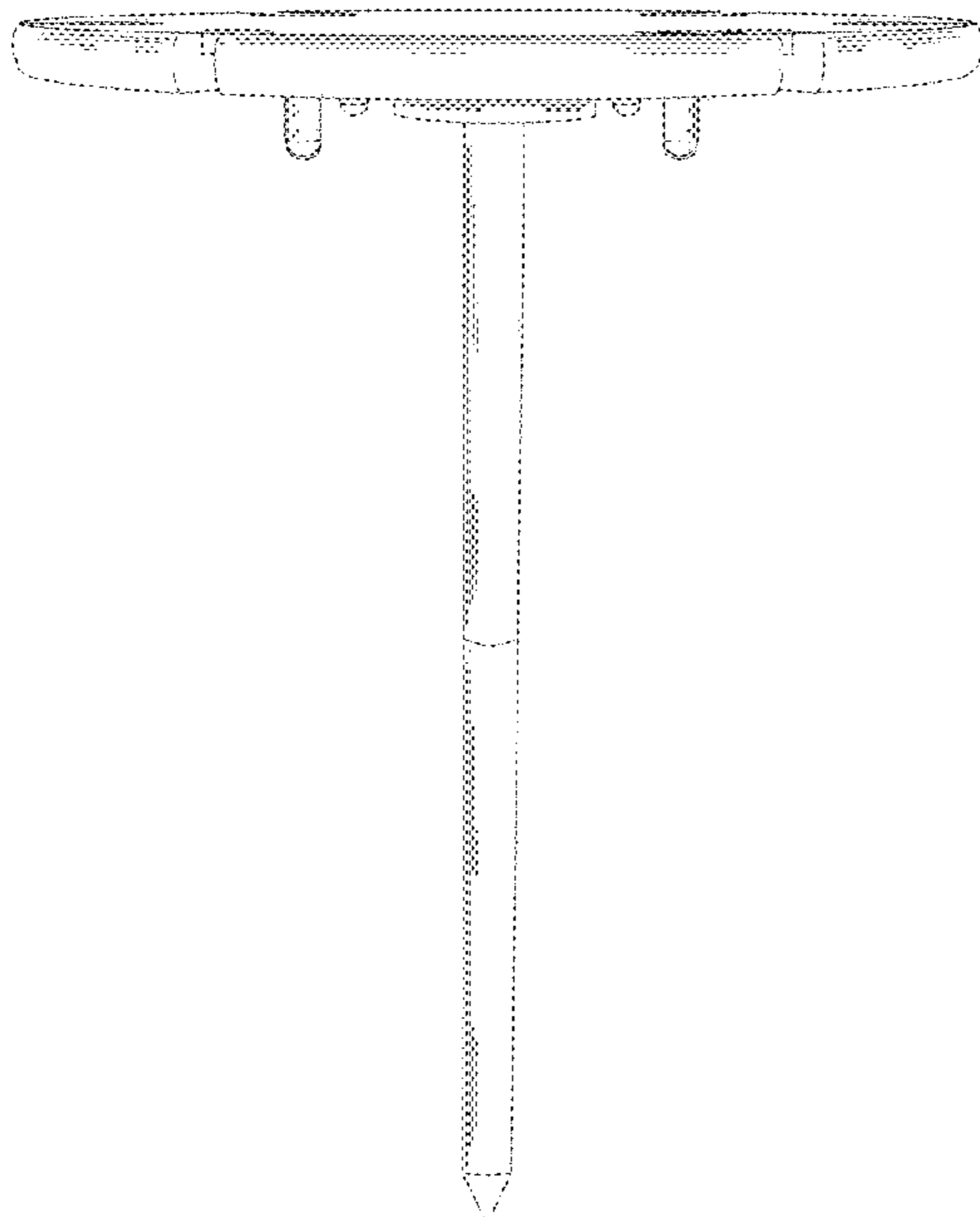
(57) **CLAIM**

The ornamental design for a wine table, as shown and described.

DESCRIPTION

FIG. 1 is a top front perspective view of a wine table, showing my new design;
FIG. 2 is a front elevational view thereof;
FIG. 3 is a rear elevational view thereof;
FIG. 4 is a left side elevational view thereof;
FIG. 5 is a right side elevational view thereof;
FIG. 6 is a top plan view thereof;
FIG. 7 is a bottom plan view thereof; and,
FIG. 8 is a bottom perspective view thereof.

1 Claim, 8 Drawing Sheets



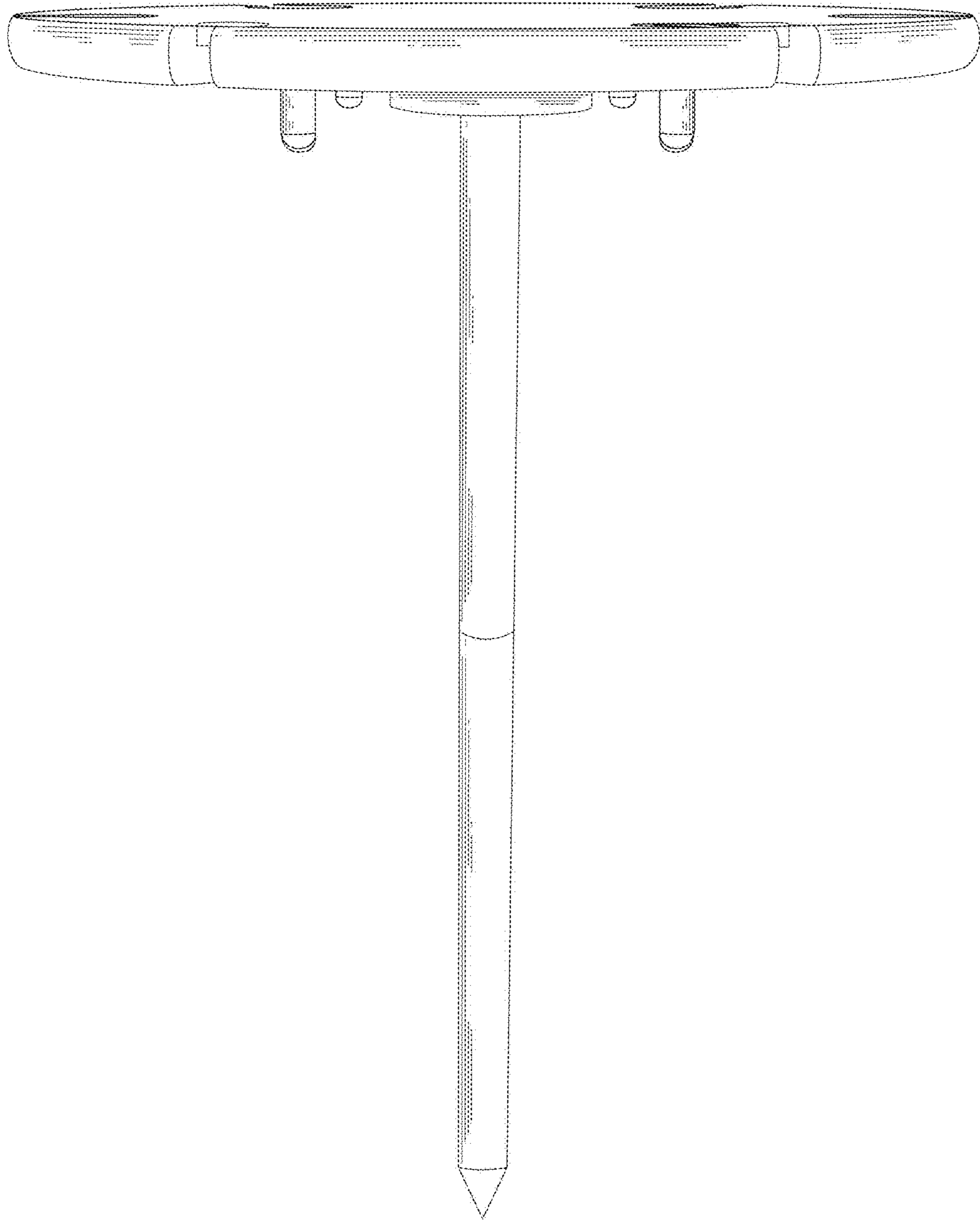


FIG.1

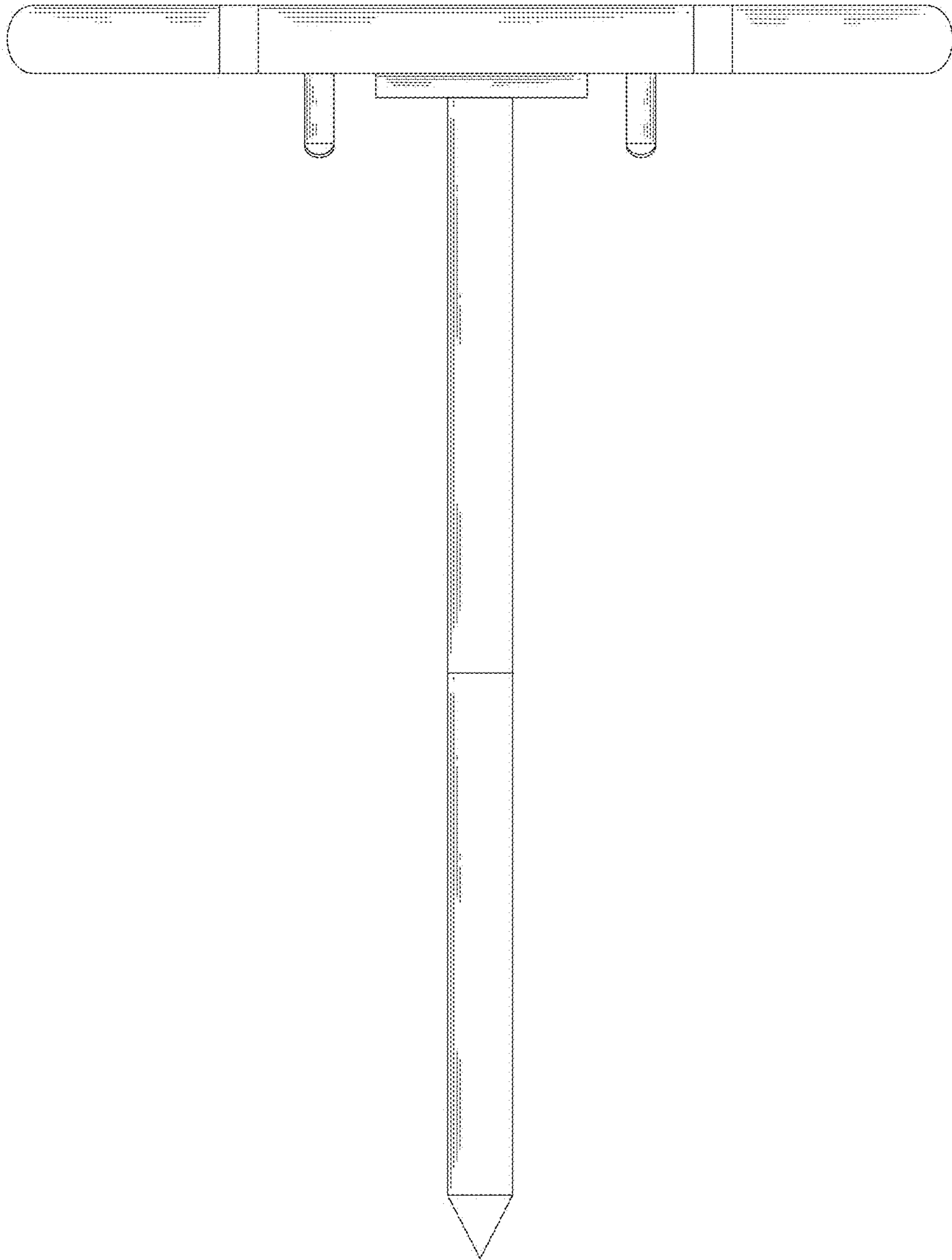


FIG.2

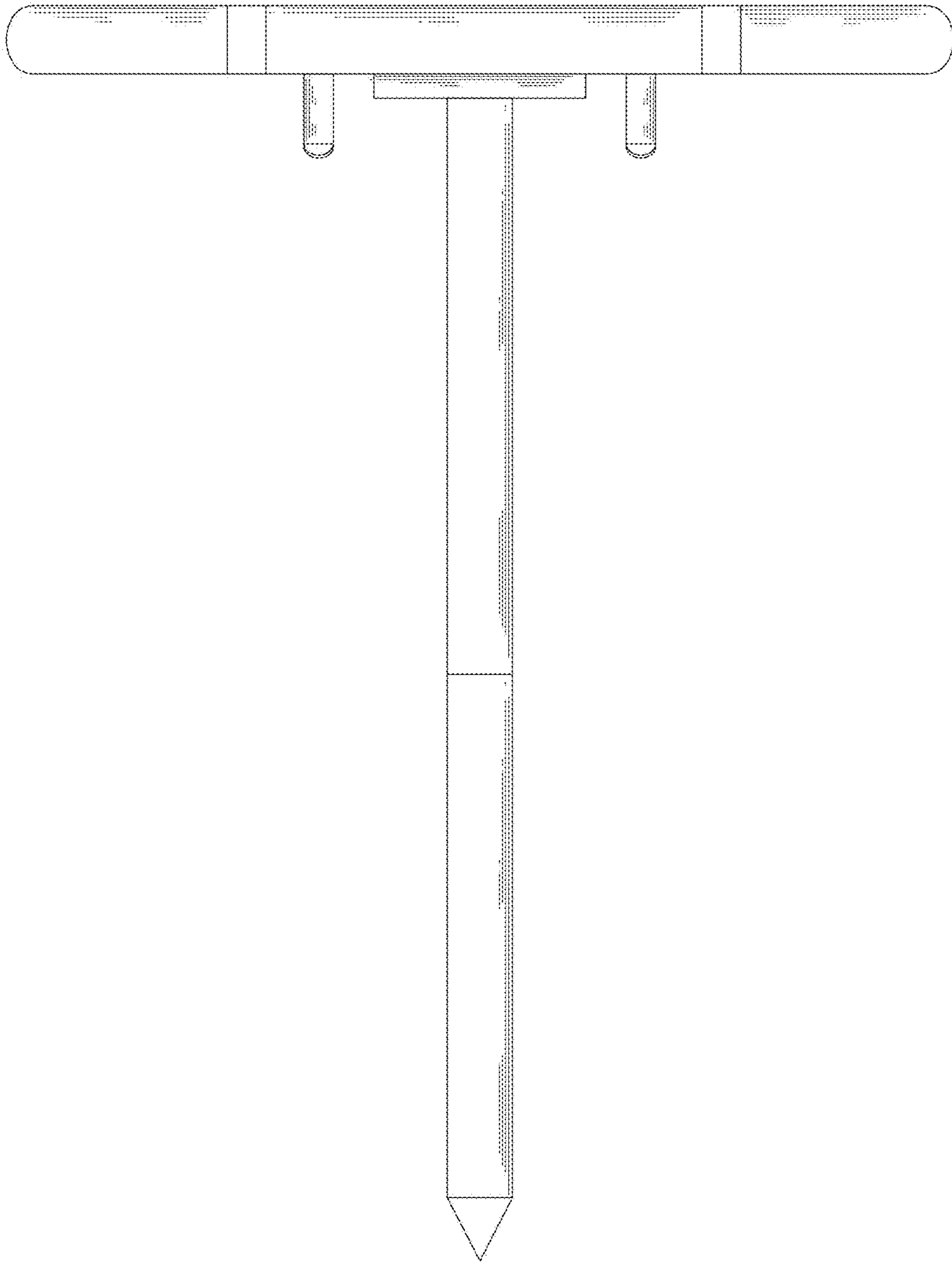


FIG.3

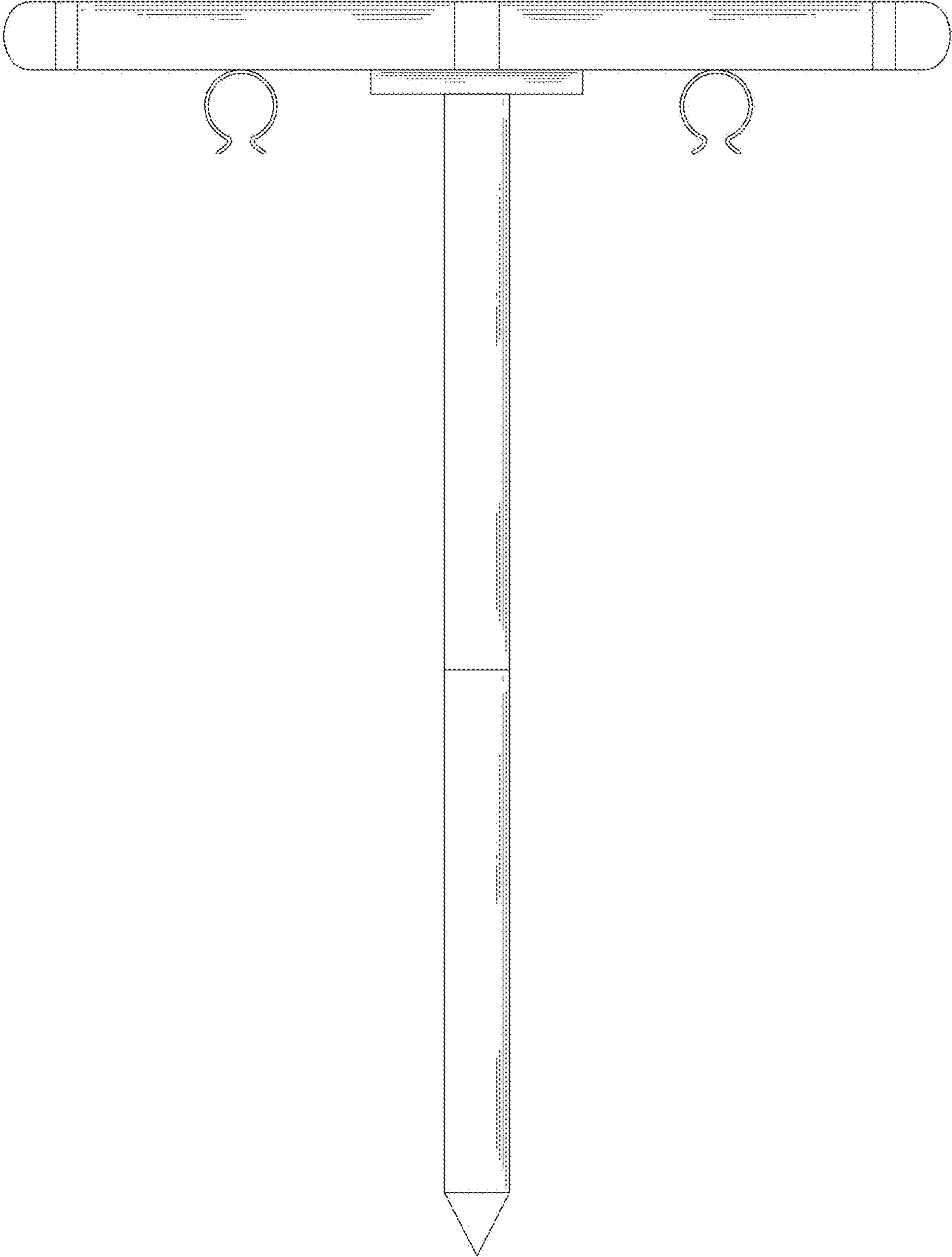


FIG.4

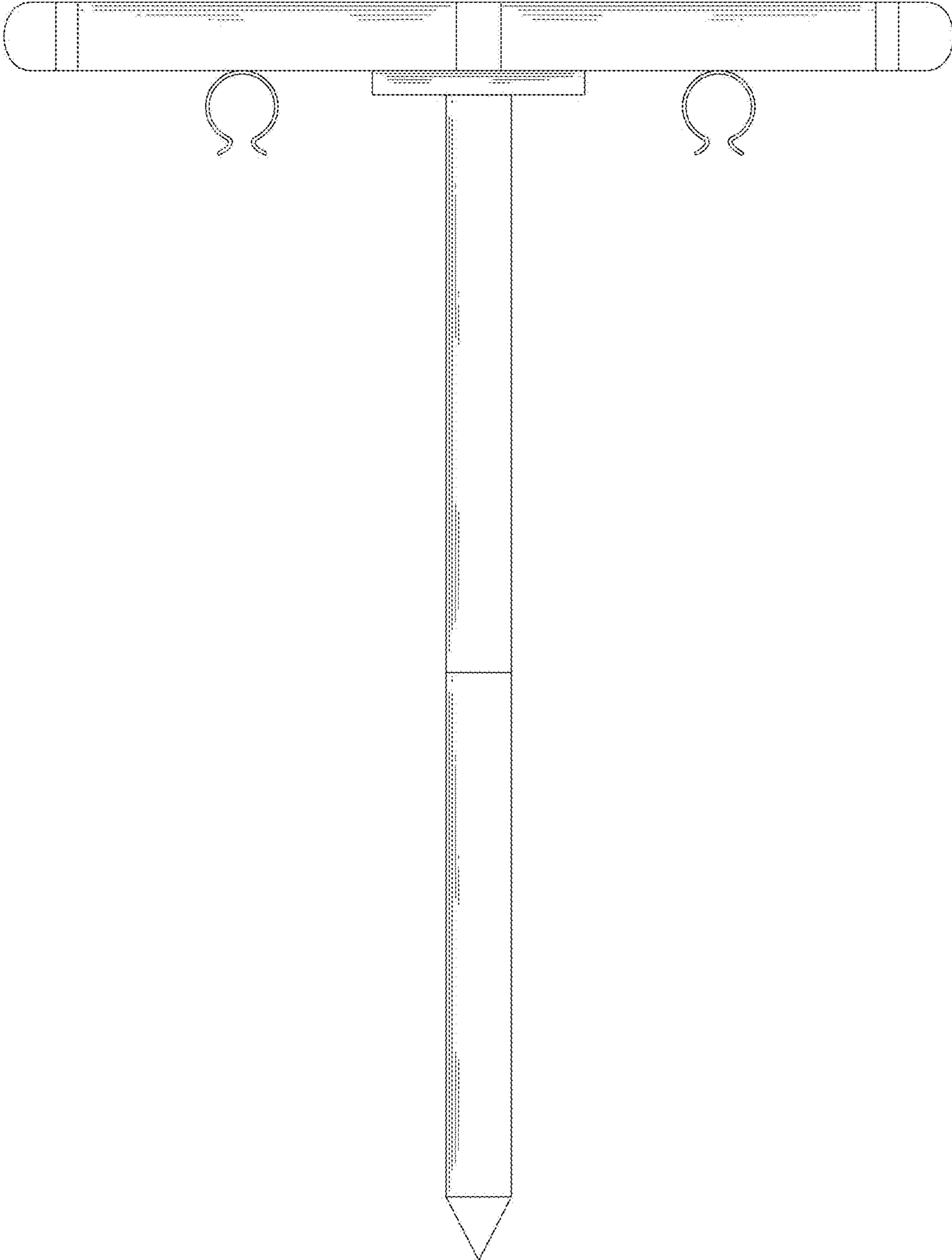


FIG.5




FIG.6




FIG. 7

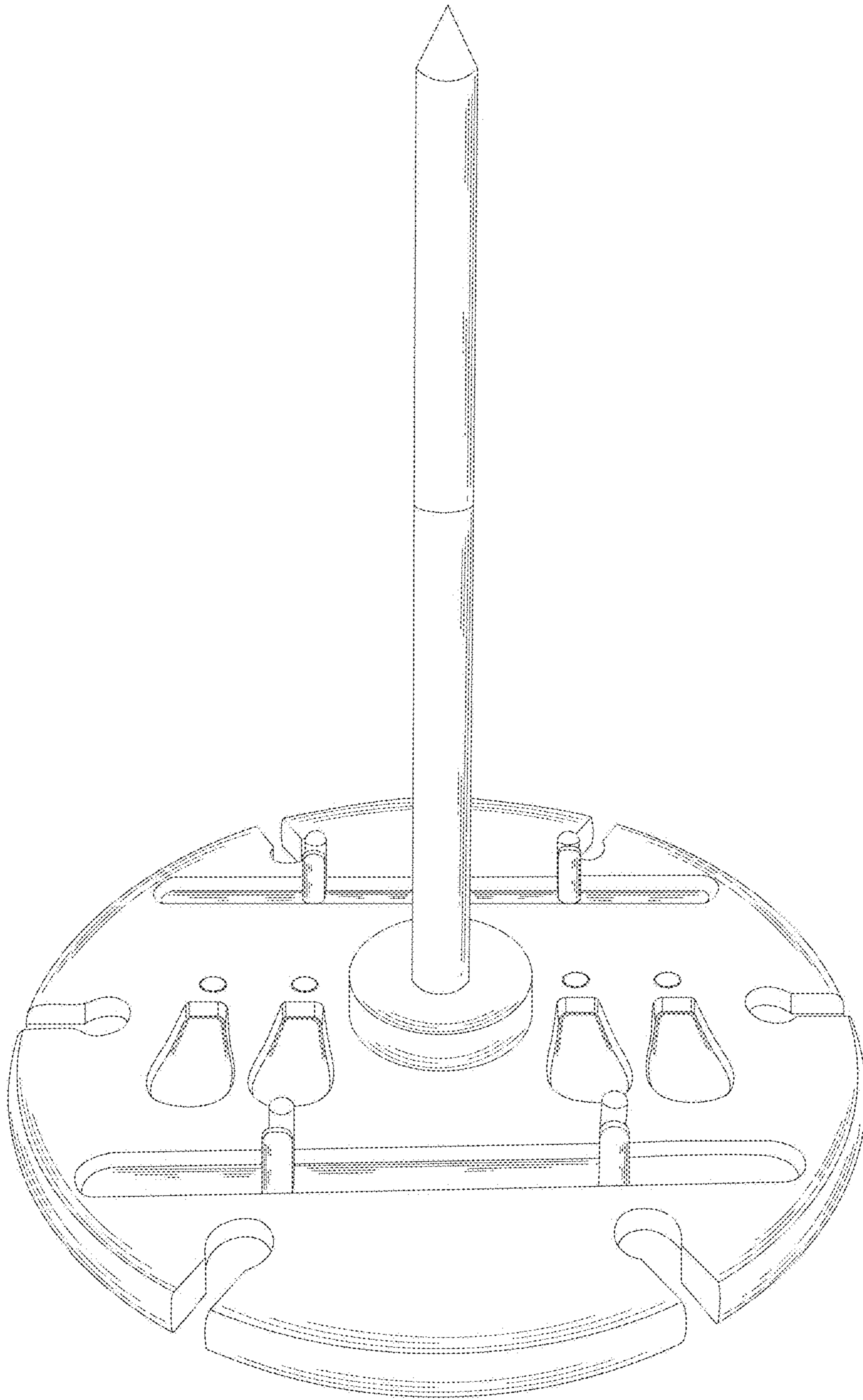


FIG. 8