

US00D871781S

(12) **United States Design Patent**
Sugita et al.

(10) **Patent No.:** **US D871,781 S**
(45) **Date of Patent:** **** Jan. 7, 2020**

(54) **HANGER**
(71) Applicant: **TAYA CO., LTD.**, Tokyo (JP)
(72) Inventors: **Haruo Sugita**, Matsudo (JP); **Kiyoshi Sugita**, Noda (JP); **Yuichi Komata**, Misato (JP)
(73) Assignee: **TAYA CO., LTD.**, Edogawa-Ku, Tokyo (JP)

1,379,105 A * 5/1921 Kelley A47G 25/24
223/88
D174,166 S * 3/1955 D'Ath D6/317
3,276,645 A * 10/1966 Buzzelli A47G 25/24
223/95
D604,517 S * 11/2009 Scott A47G 25/005
D6/317
9,326,629 B2 * 5/2016 Elstein A47G 25/005
D862,094 S * 10/2019 Frushtick A47G 25/24
D6/317

(**) Term: **15 Years**

* cited by examiner

(21) Appl. No.: **35/506,253**

Primary Examiner — Mary Ann Calabrese

(22) Filed: **Jun. 28, 2018**

(74) *Attorney, Agent, or Firm* — Leydig, Voit & Mayer, Ltd.

(80) **Hague Agreement Data**

Int. Filing Date: **Jun. 28, 2018**
Int. Reg. No.: **DM/103226**
Int. Reg. Date: **Jun. 28, 2018**
Int. Reg. Pub. Date: **Dec. 28, 2018**

(57) **CLAIM**

The ornamental design for a hanger, as shown and described.

(51) **LOC (12) Cl.** **06-08**

(52) **U.S. Cl.**
USPC **D6/317**

DESCRIPTION

(58) **Field of Classification Search**
USPC D6/315, 317–319, 328
CPC A47G 25/00; A47G 25/14; A47G 25/1442;
A47G 25/1478; A47G 25/0016; A47G
25/002; A47G 25/0024; A47G 25/0026;
A47G 25/0028; A47G 25/003
See application file for complete search history.

- 1. Hanger
- 1.1 : Front
- 1.2 : Rear view
- 1.3 : Top plan view
- 1.4 : Bottom
- 1.5 : Right side view
- 1.6 : Left side view
- 1.7 : Cross section view

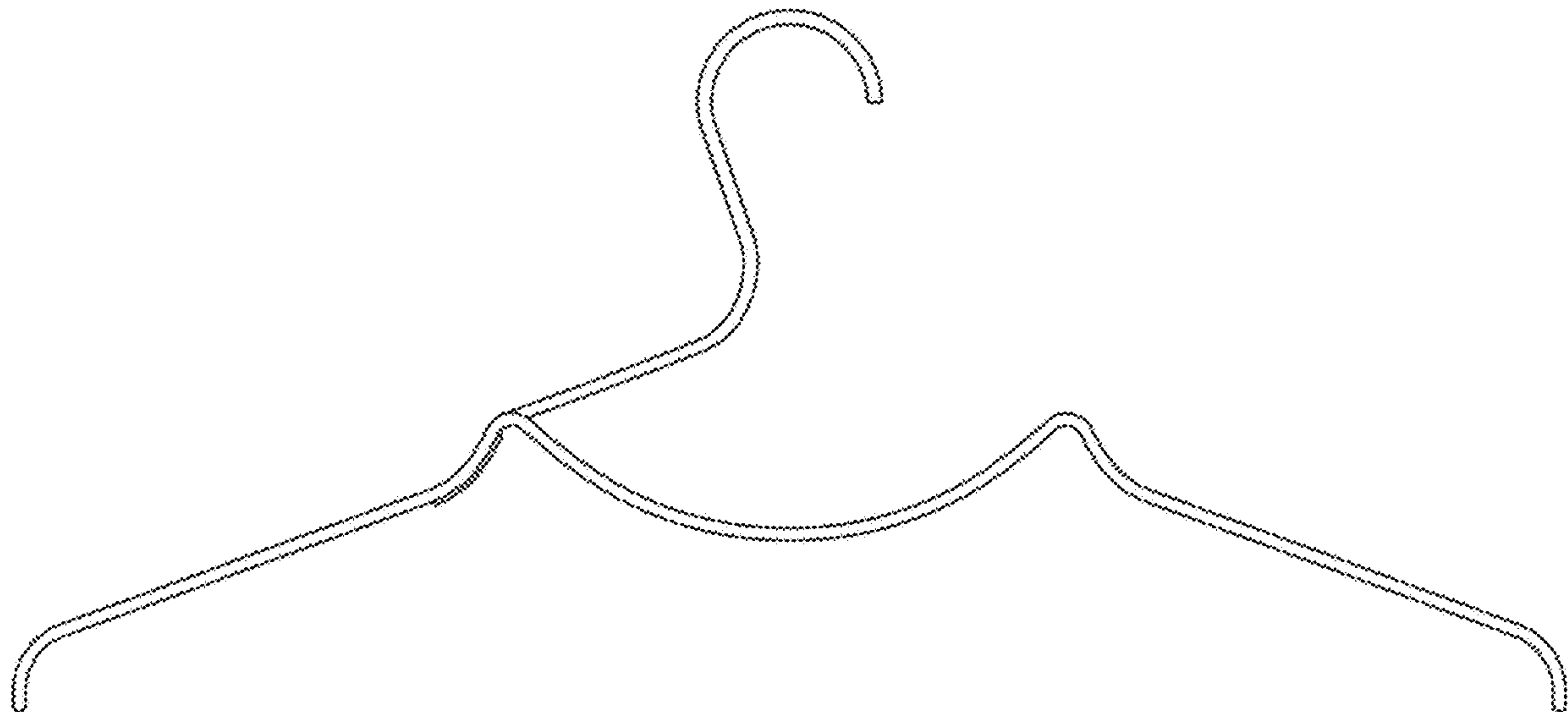
Reproduction 1.7 is a cross sectional view taken along the vertical center of reproduction 1.1.

(56) **References Cited**


U.S. PATENT DOCUMENTS

D35,527 S * 12/1901 Hough D6/317
1,184,700 A * 5/1916 McCallum A47G 25/28
223/88


1 Claim, 7 Drawing Sheets



1.1



1.2



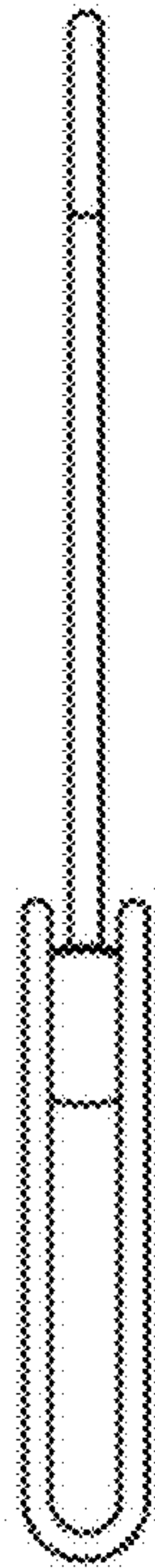
1.3




1.4



1.5



1.6



1.7

