

US00D871780S

(12) **United States Design Patent**  
**De Vienne**

(10) **Patent No.:** **US D871,780 S**

(45) **Date of Patent:** **\*\* Jan. 7, 2020**

(54) **VEHICLE FLOOR MAT**

(71) Applicant: **Jaguar Land Rover Limited**, Whitley,  
Coventry (GB)

(72) Inventor: **Laetitia De Vienne**, Coventry (GB)

(73) Assignee: **Jaguar Land Rover Limited**, Whitley,  
Coventry (GB)

(\*\*) Term: **15 Years**

(21) Appl. No.: **29/638,386**

(22) Filed: **Feb. 27, 2018**

(30) **Foreign Application Priority Data**

Aug. 31, 2017 (EM) ..... 004174761

(51) **LOC (12) Cl.** ..... **05-06**

(52) **U.S. Cl.**  
USPC ..... **D5/61**

(58) **Field of Classification Search**

USPC ..... D5/4, 7, 43, 47, 53-62, 99, 30; D6/582,  
D6/583, 585, 586, 602, 613, 617, 622;  
D20/22, 27; D25/138, 152, 153, 156,  
D25/157, 163, 106, 103, 111; D12/203  
CPC .... B44F 3/00; B44F 7/00; D03D 3/00; D03D  
9/00; D03D 15/00; D06N 7/00; D21F  
1/0027; D21H 5/02; D21H 27/02; F41H  
3/02

See application file for complete search history.

(56) **References Cited**

**U.S. PATENT DOCUMENTS**

D13,425 S \* 11/1882 Pope ..... D12/203  
D88,052 S \* 10/1932 Willheim ..... D5/62  
3,818,444 A \* 6/1974 Connell ..... G06K 7/10871  
235/462.39  
4,093,865 A \* 6/1978 Nickl ..... G06K 7/10871  
235/470

D413,850 S \* 9/1999 Wang ..... D12/203  
D493,323 S \* 7/2004 Juliano ..... D12/203  
D496,524 S \* 9/2004 Kuerbis ..... D2/951  
D517,465 S \* 3/2006 Hussaini ..... D12/203  
D550,940 S \* 9/2007 Edwards ..... D2/947  
D615,671 S \* 5/2010 Morren, Sr. .... D25/152  
D627,285 S \* 11/2010 Hardy ..... B60N 3/044  
D12/203  
D674,639 S \* 1/2013 Brown ..... D6/582  
D766,798 S \* 9/2016 Lu ..... D12/203  
D774,783 S \* 12/2016 Toronjo ..... D5/56  
D778,624 S \* 2/2017 Rutter ..... D5/63  
D832,563 S \* 11/2018 Kuerbis ..... D2/957  
D838,222 S \* 1/2019 Dabel ..... D12/203  
D841,956 S \* 3/2019 Taylor ..... D2/953  
D842,597 S \* 3/2019 Kuerbis ..... D2/957

(Continued)

*Primary Examiner* — Karen S Acker

(74) *Attorney, Agent, or Firm* — Wood Herron & Evans  
LLP

(57) **CLAIM**

The ornamental design for a vehicle floor mat, as shown and  
described.

**DESCRIPTION**

FIG. 1 is perspective view of a vehicle floor mat according  
to the present invention.

FIG. 2 is an enlarged perspective view of the vehicle floor  
mat shown in FIG. 1.


FIG. 3 is a top plan view thereof rotated 90° clockwise.

FIG. 4 is a right side perspective view of the vehicle floor  
mat shown in FIG. 3; and,

FIG. 5 is a left side elevated perspective view thereof.

The broken line within the figures depicts the boundaries to  
the claim and forms no part thereof. In FIG. 1, all elements  
and areas outside of the boundary drawn in deemphasized  
and halftone depict the environment of the vehicle floor mat  
and form no part of the claimed design.

**1 Claim, 5 Drawing Sheets**



(56)

**References Cited**

U.S. PATENT DOCUMENTS

D843,291 S \* 3/2019 Lu ..... D12/203  
2004/0122396 A1\* 6/2004 Maldonado ..... A61F 13/512  
604/383  
2010/0108247 A1\* 5/2010 King ..... A41D 13/01  
156/247  
2015/0004860 A1\* 1/2015 Harashige ..... B32B 27/36  
442/5

\* cited by examiner






FIG. 1






FIG. 2




FIG. 3



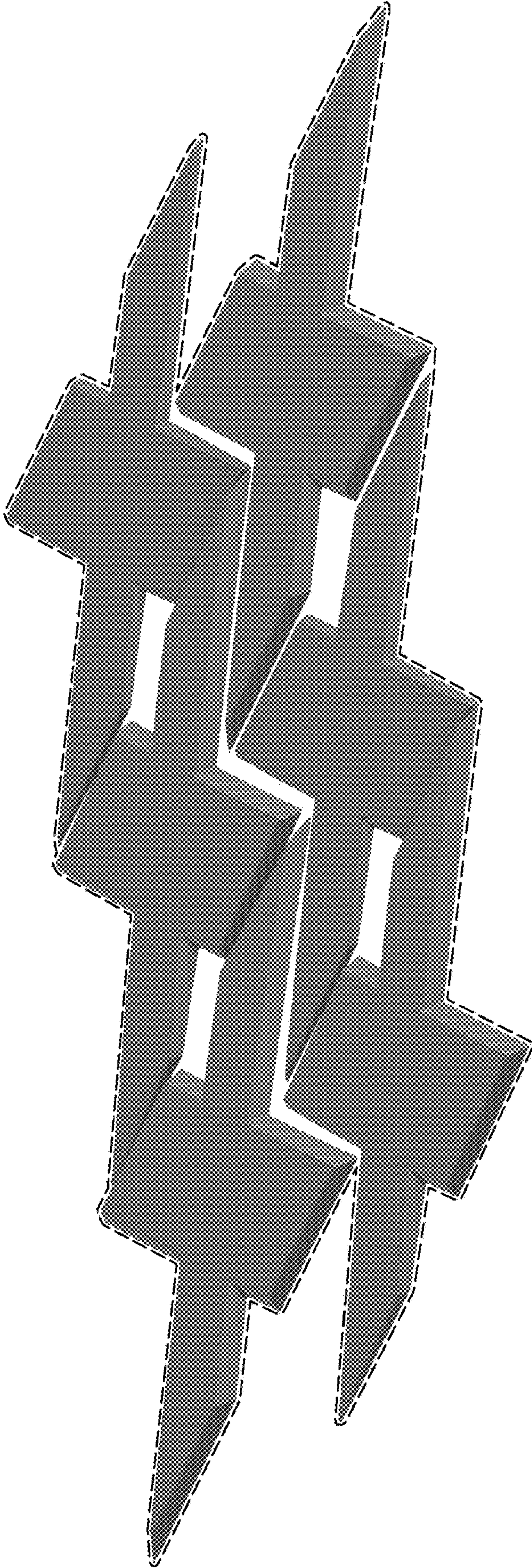


FIG. 4






FIG. 5

UNITED STATES PATENT AND TRADEMARK OFFICE  
**CERTIFICATE OF CORRECTION**

PATENT NO. : D871,780 S  
APPLICATION NO. : 29/638386  
DATED : January 7, 2020  
INVENTOR(S) : Laetitia De Vienne

Page 1 of 1

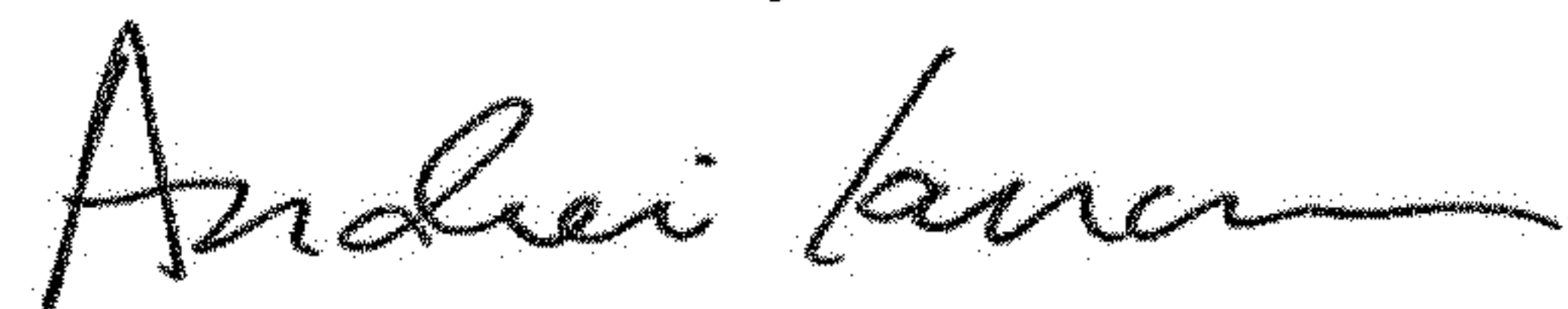
It is certified that error appears in the above-identified patent and that said Letters Patent is hereby corrected as shown below:

On the Title Page

Column 2

Description, Line 2, "FIG. 1 is perspective view" should be ---FIG. 1 is a perspective view---

Signed and Sealed this  
Seventeenth Day of March, 2020



Andrei Iancu  
*Director of the United States Patent and Trademark Office*