



US00D871769S

(12) **United States Design Patent** (10) **Patent No.:** **US D871,769 S**
Frand (45) **Date of Patent:** **** Jan. 7, 2020**

(54) **TOOTHBRUSH**
(71) Applicant: **Jaime Frand**, Cedarhurst, NY (US)
(72) Inventor: **Jaime Frand**, Cedarhurst, NY (US)
(73) Assignee: **KANGAROO ORAL CARE, LLC**, Cedarhurst, NY (US)
(**) Term: **15 Years**
(21) Appl. No.: **29/678,415**
(22) Filed: **Jan. 29, 2019**

Related U.S. Application Data

(63) Continuation-in-part of application No. 16/004,067, filed on Jun. 8, 2018.
(51) **LOC (12) Cl.** **04-02**
(52) **U.S. Cl.**
USPC **D4/101**
(58) **Field of Classification Search**
USPC D4/100, 101, 102, 107, 108, 109, 110, D4/111, 114, 116, 121, 125, 127, 128, D4/130, 132, 133, 134, 138, 199
See application file for complete search history.

(56) **References Cited**

U.S. PATENT DOCUMENTS

D457,322 S * 5/2002 Ferber D4/101
D474,894 S * 5/2003 Ferber D4/101
D479,915 S * 9/2003 De Salvo D4/101
6,966,716 B2 * 11/2005 Pink A45D 34/045
401/126
D527,185 S * 8/2006 Vu D4/101
D545,569 S * 7/2007 Chen D4/101
D592,403 S * 5/2009 Nanda D4/104
D663,122 S * 7/2012 Nanda D4/101
D758,737 S * 6/2016 Tan D4/116
D769,626 S * 10/2016 Bloch D4/101

D776,435 S * 1/2017 Bloch D4/101
D791,485 S * 7/2017 McGarry D4/101
D796,544 S * 9/2017 Brisky D14/490
D819,973 S * 6/2018 Greve D4/101
2001/0034917 A1 * 11/2001 DuCey A46B 5/00
15/167.1

(Continued)

FOREIGN PATENT DOCUMENTS

EM 002510891-0012 * 8/2014

OTHER PUBLICATIONS

Kangaroo Oral Care electric toothbrush, as shown in Kickstarter web site [on-line]. Published May 27, 2019; retrieved from the Internet Jul. 18, 2019. URL: <https://web.archive.org/web/20190527214925/https://www.kickstarter.com/projects/1580026784/kangaroo-oral-care> (Year: 2019).*

Primary Examiner — Karen E Eldridge Powers
(74) *Attorney, Agent, or Firm* — Law Offices of Steven W. Weinrieb

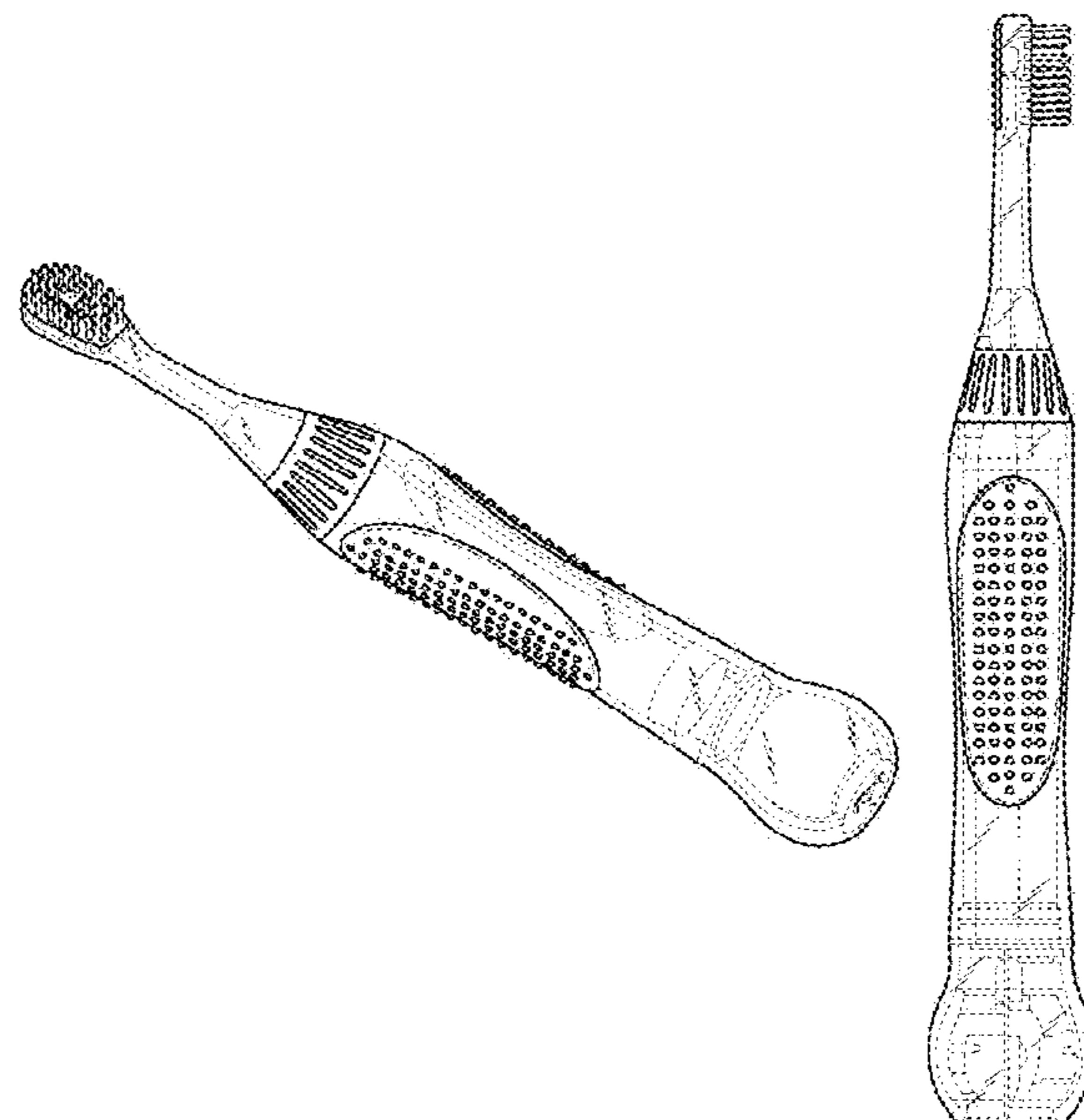
(57) **CLAIM**

The ornamental design for a toothbrush, as shown and described.

DESCRIPTION

FIG. 1 is a front, left side, perspective view of the toothbrush showing my new design;
FIG. 2 is a front elevational view thereof;
FIG. 3 is a rear elevational view thereof;
FIG. 4 is a left side elevational view thereof;
FIG. 5 is a right side elevational view thereof;
FIG. 6 is a top plan view thereof; and,
FIG. 7 is a bottom plan view thereof.
The broken lines shown in the drawings illustrate environmental structures and form no part of the claimed design.

1 Claim, 6 Drawing Sheets



(56)

References Cited

U.S. PATENT DOCUMENTS

2002/0100134	A1 *	8/2002	Dunn	A46B 5/00
				15/167.1
2007/0039109	A1 *	2/2007	Nanda	A46B 5/00
				15/105

* cited by examiner

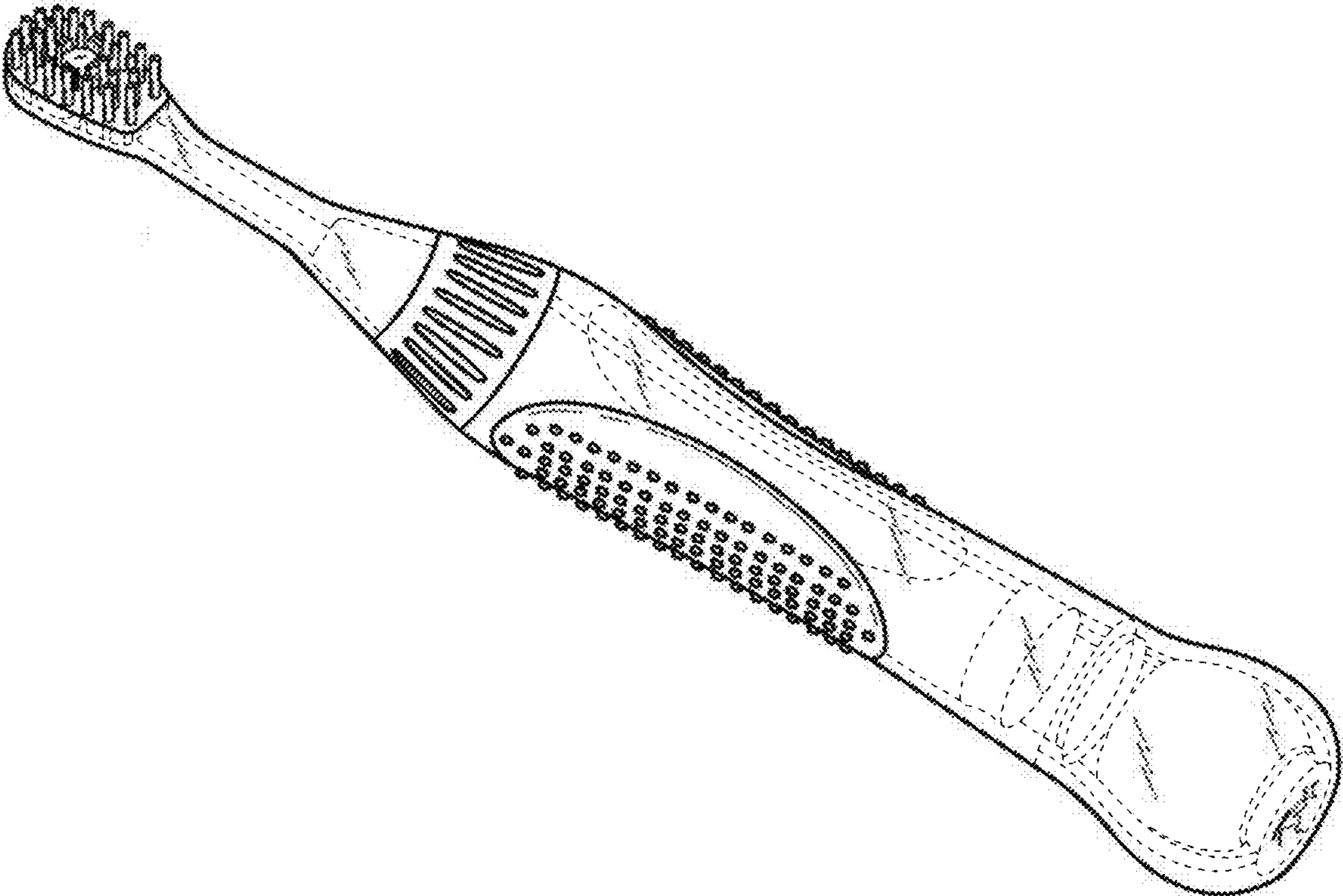


FIG. 1

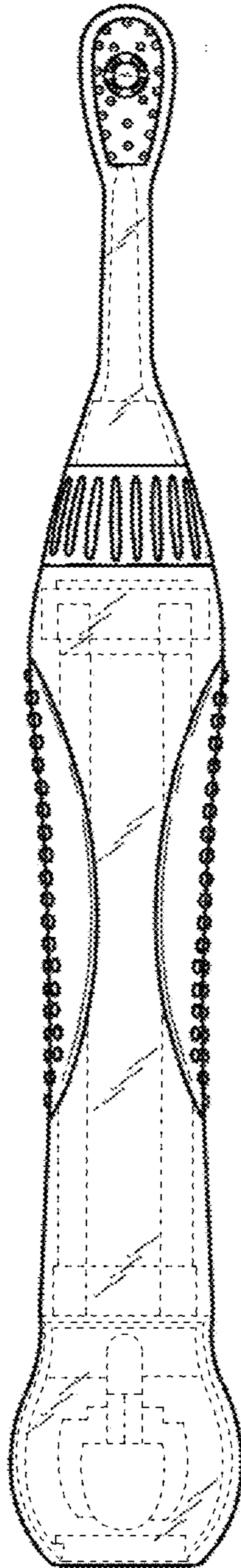


FIG. 2

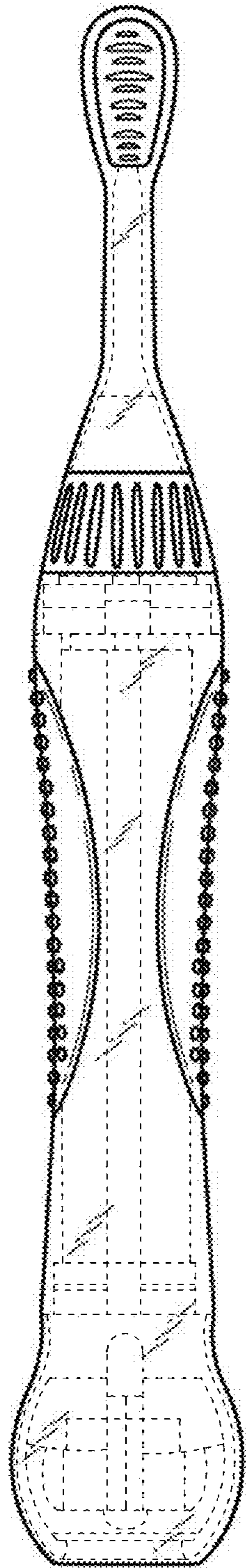


FIG. 3

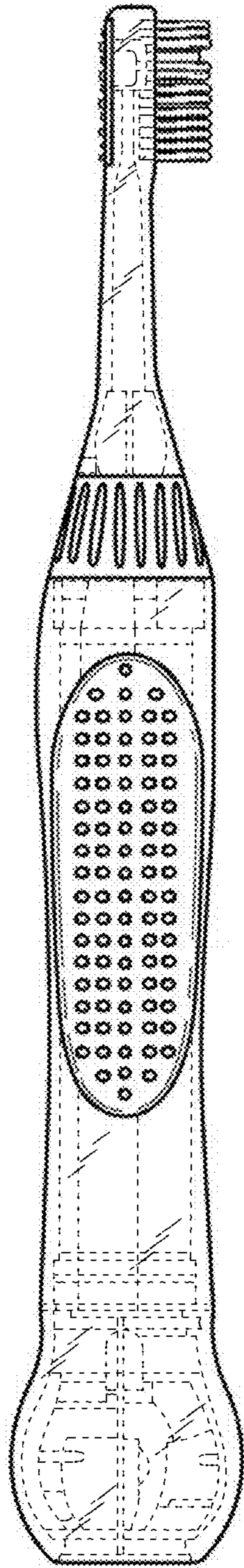


FIG. 4

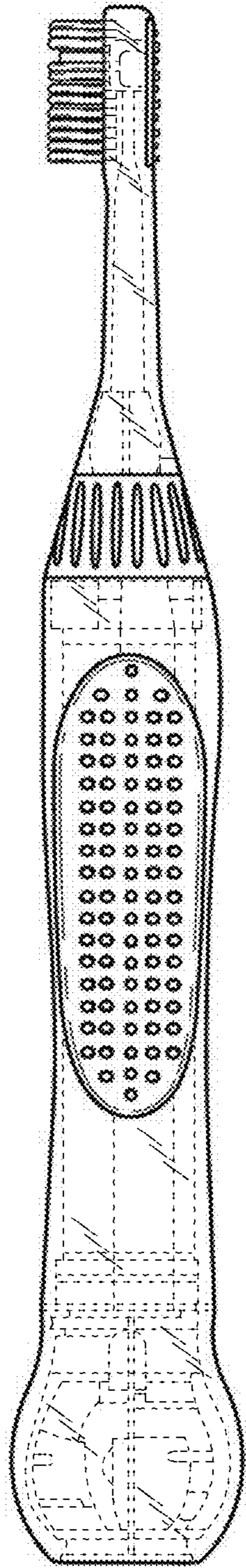


FIG. 5




FIG. 6



FIG. 7