



US00D871756S

(12) **United States Design Patent**
Rahardjo

(10) **Patent No.:** **US D871,756 S**

(45) **Date of Patent:** **** Jan. 7, 2020**

(54) **HANDBAG**

(71) Applicant: **Sri Rahardjo**, Singapore (SG)

(72) Inventor: **Sri Rahardjo**, Singapore (SG)

(**) Term: **15 Years**

(21) Appl. No.: **29/640,091**

(22) Filed: **Mar. 12, 2018**

(51) **LOC (12) Cl.** **03-01**

(52) **U.S. Cl.**
USPC **D3/243**

(58) **Field of Classification Search**
USPC D3/232–233, 240–243, 245–246, 318
CPC A45C 1/024; A45C 3/06
See application file for complete search history.

(56) **References Cited**

U.S. PATENT DOCUMENTS

| | | | | |
|--------------|---------|-----------------|-------|--------|
| D422,405 S * | 4/2000 | du Sartel | | D3/232 |
| D498,360 S * | 11/2004 | de Baschmakoff | | D3/243 |
| D524,045 S * | 7/2006 | Handley | | D3/243 |
| D661,894 S * | 6/2012 | Sassi | | D3/245 |
| D767,270 S * | 9/2016 | Maier | | D3/243 |
| D767,884 S * | 10/2016 | Venturini Fendi | | D3/243 |
| D792,093 S * | 7/2017 | Venturini Fendi | | D3/243 |
| D794,326 S * | 8/2017 | Nair | | D3/243 |
| D803,555 S * | 11/2017 | Maier | | D3/243 |
| D813,533 S * | 3/2018 | de Haan | | D3/243 |

| | | | | |
|--------------|---------|-------|-------|--------|
| D816,330 S * | 5/2018 | Nair | | D3/243 |
| D831,346 S * | 10/2018 | Nair | | D3/243 |
| D833,739 S * | 11/2018 | Sassi | | D3/243 |

* cited by examiner

Primary Examiner — Holly H Baynham

(57) **CLAIM**

The ornamental design for a handbag, as shown and described.

DESCRIPTION

FIG. 1 is a perspective view of a first embodiment of a handbag showing the new design;
 FIG. 2 is a front view thereof;
 FIG. 3 is a back view thereof;
 FIG. 4 is a side view thereof;
 FIG. 5 is another side view thereof, shown from the side opposite that shown in FIG. 4;
 FIG. 6 is a top view thereof;
 FIG. 7 is a bottom view thereof;
 FIG. 8 is a perspective view of a second embodiment of the handbag showing the new design;
 FIG. 9 is a front view thereof;
 FIG. 10 is a back view thereof;
 FIG. 11 is a side view thereof;
 FIG. 12 is another side view thereof, shown from the side opposite that shown in FIG. 11;
 FIG. 13 is a top view thereof; and,
 FIG. 14 is a bottom view thereof.
 The broken lines shown in the drawings illustrate environmental structure that forms no part of the claimed design.

1 Claim, 14 Drawing Sheets





FIG. 1



FIG. 2



FIG. 3

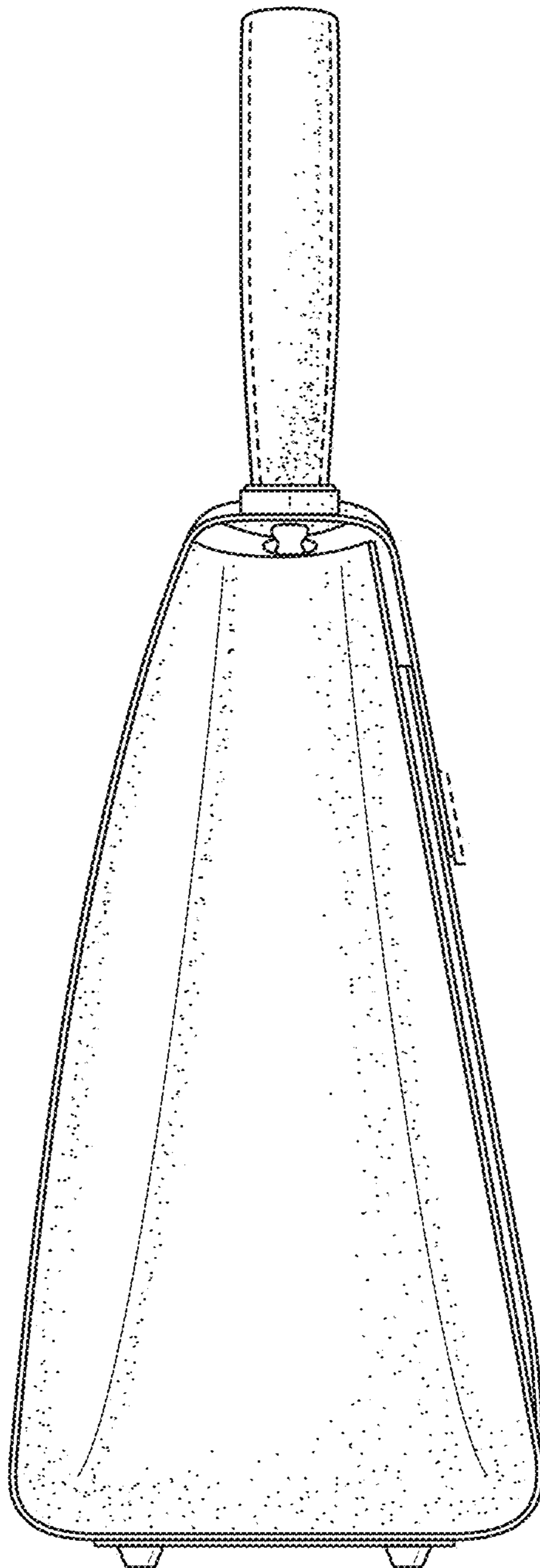


FIG. 4

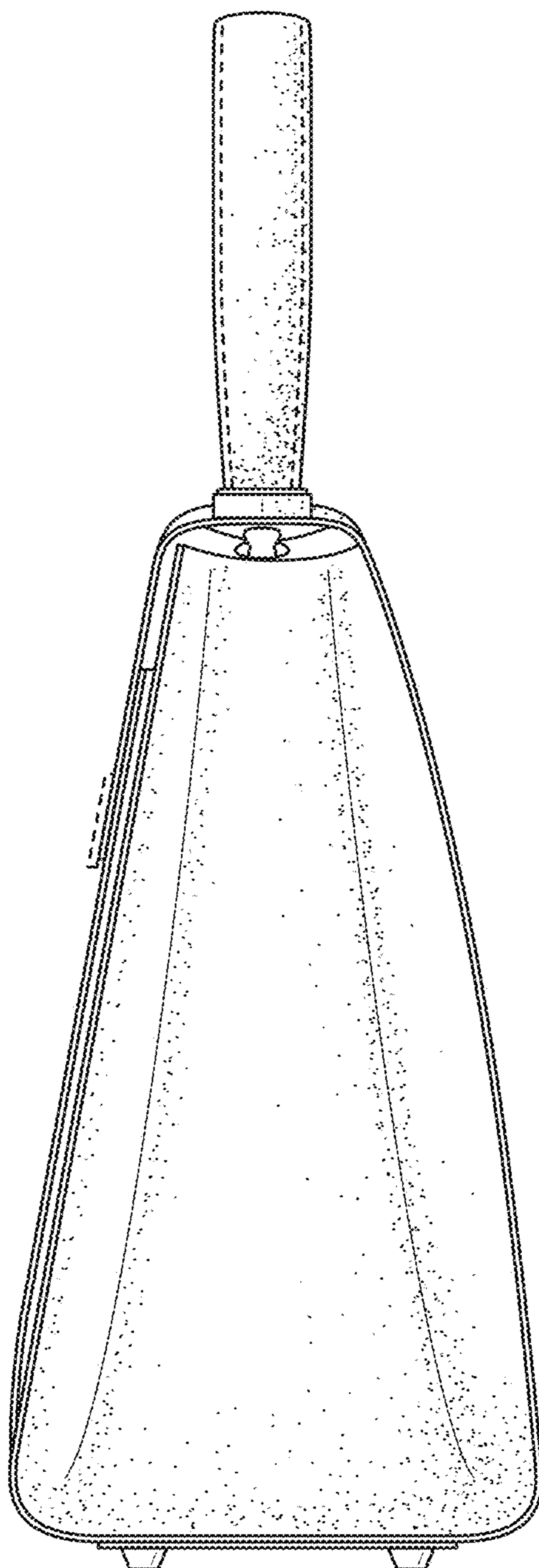


FIG. 5

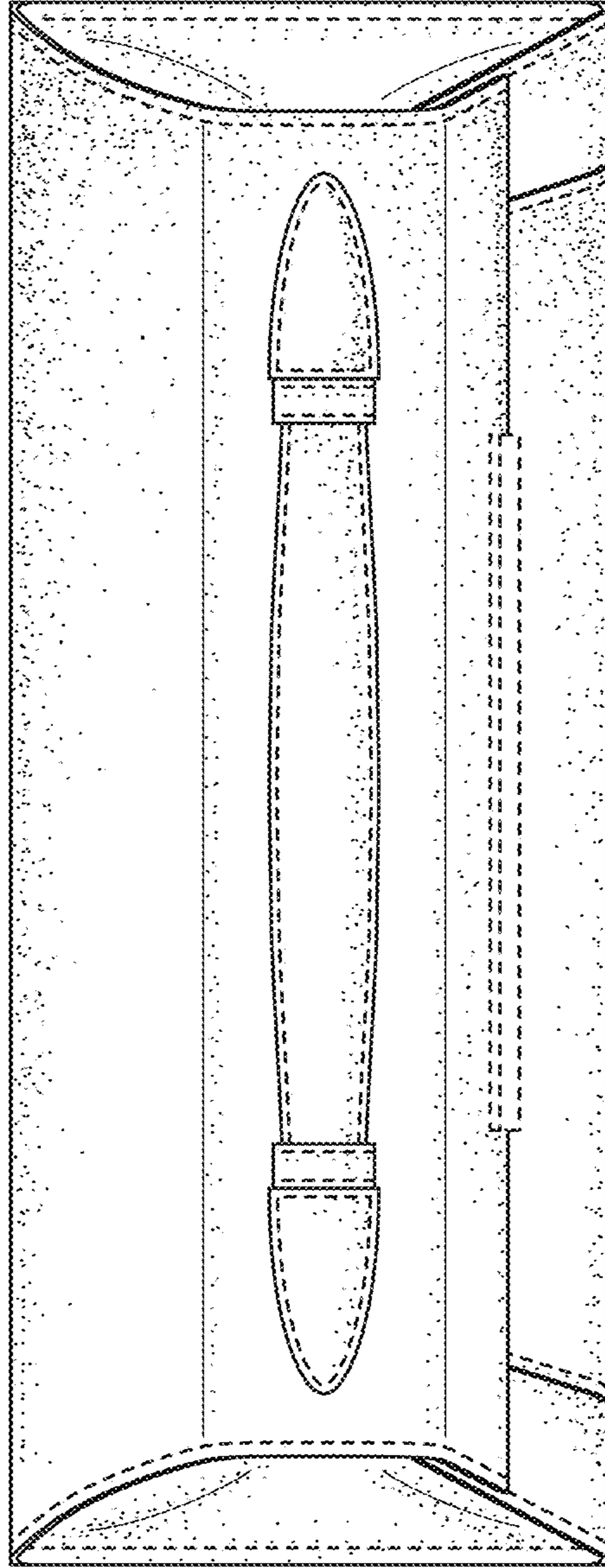


FIG. 6

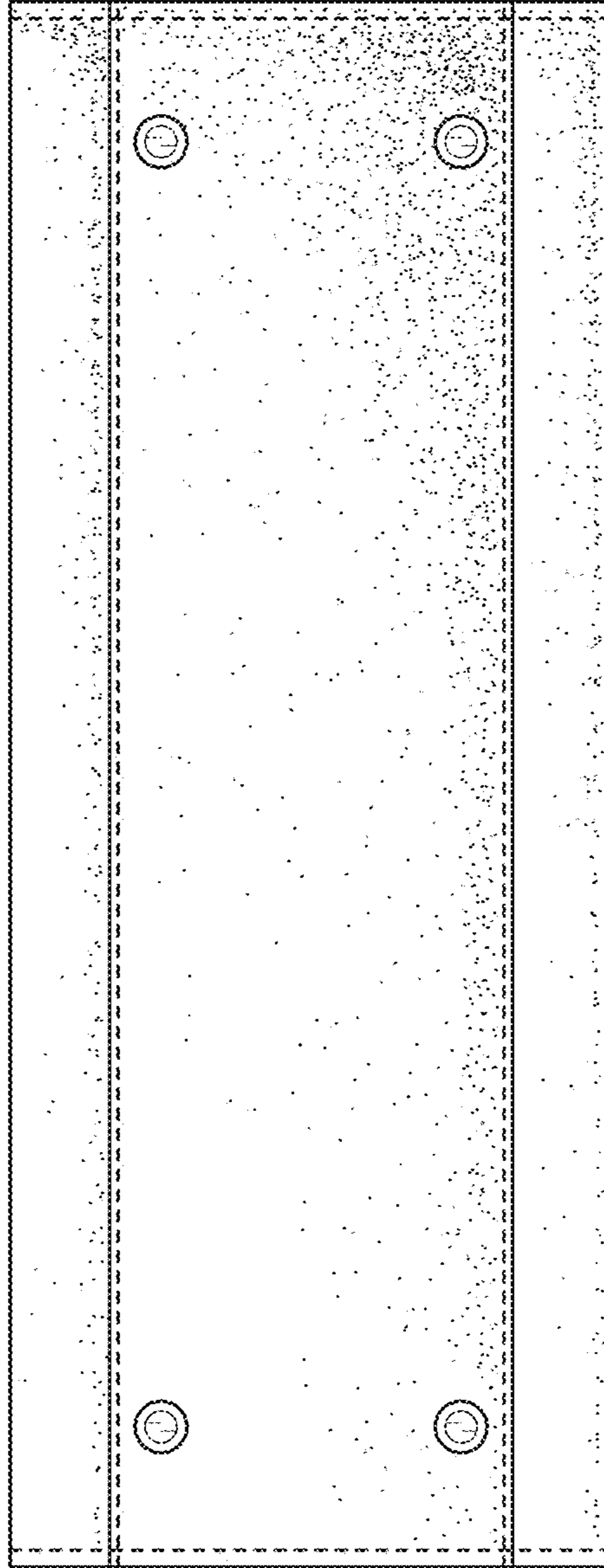


FIG. 7



FIG. 8



FIG. 9



FIG. 10

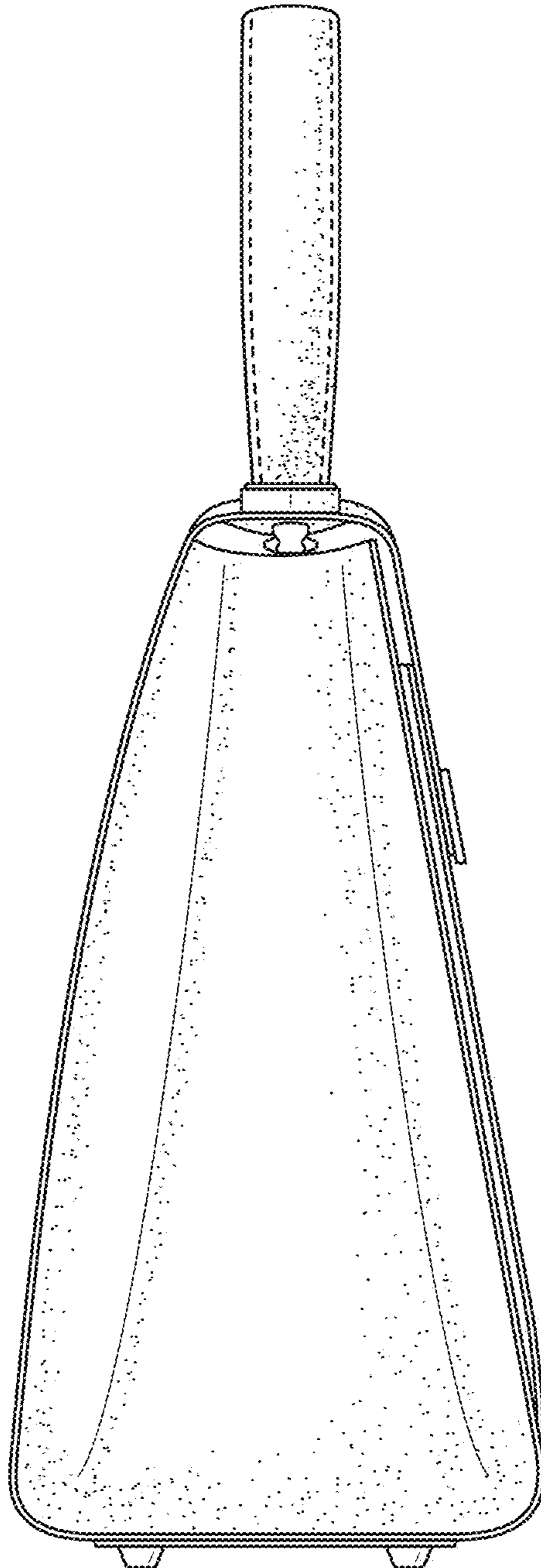


FIG. 11

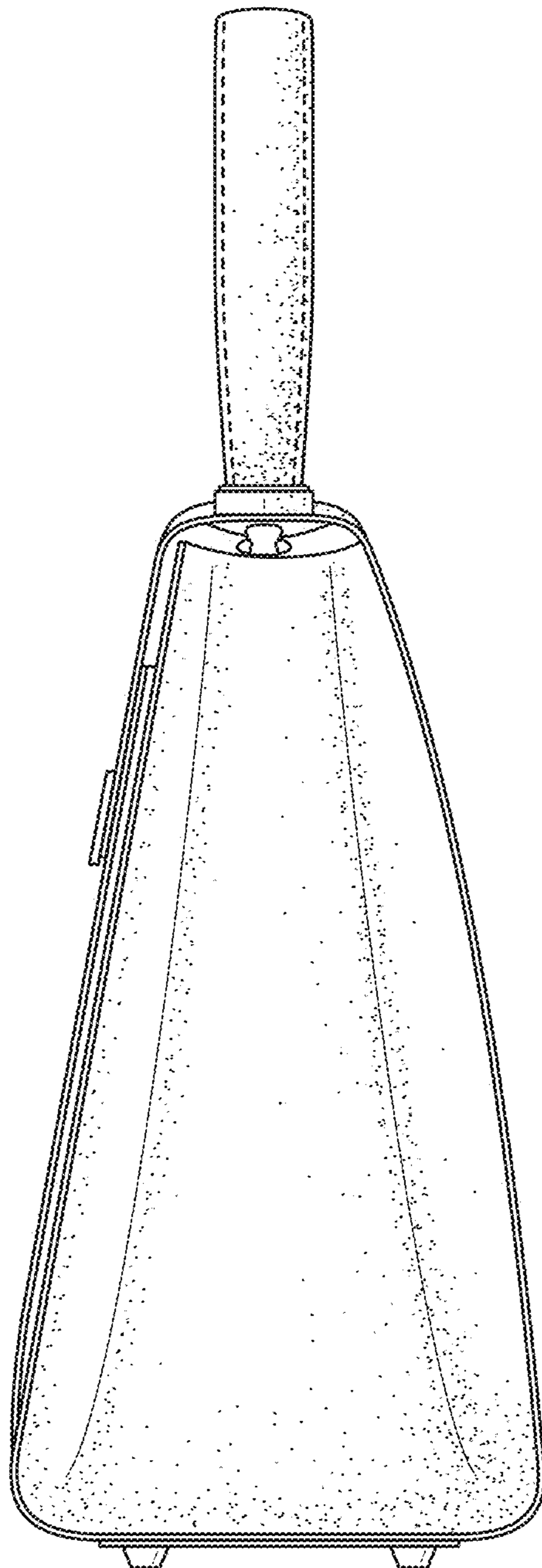


FIG. 12

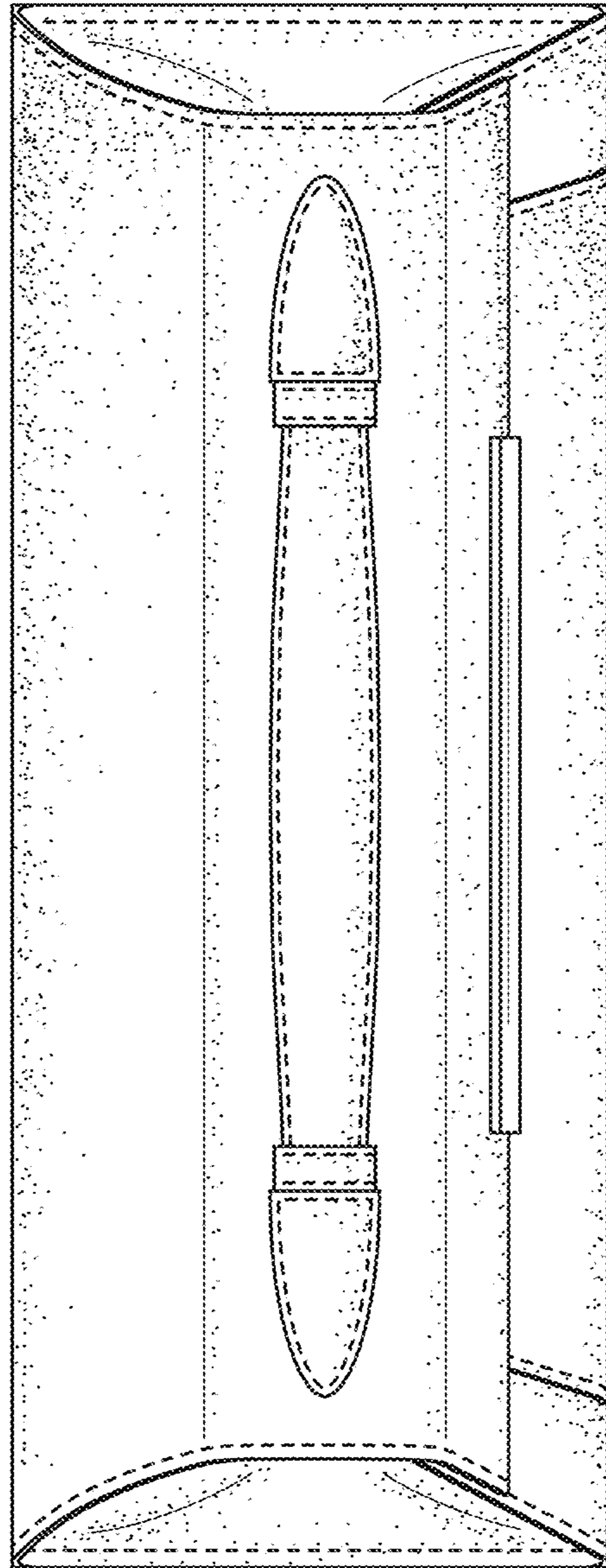


FIG. 13

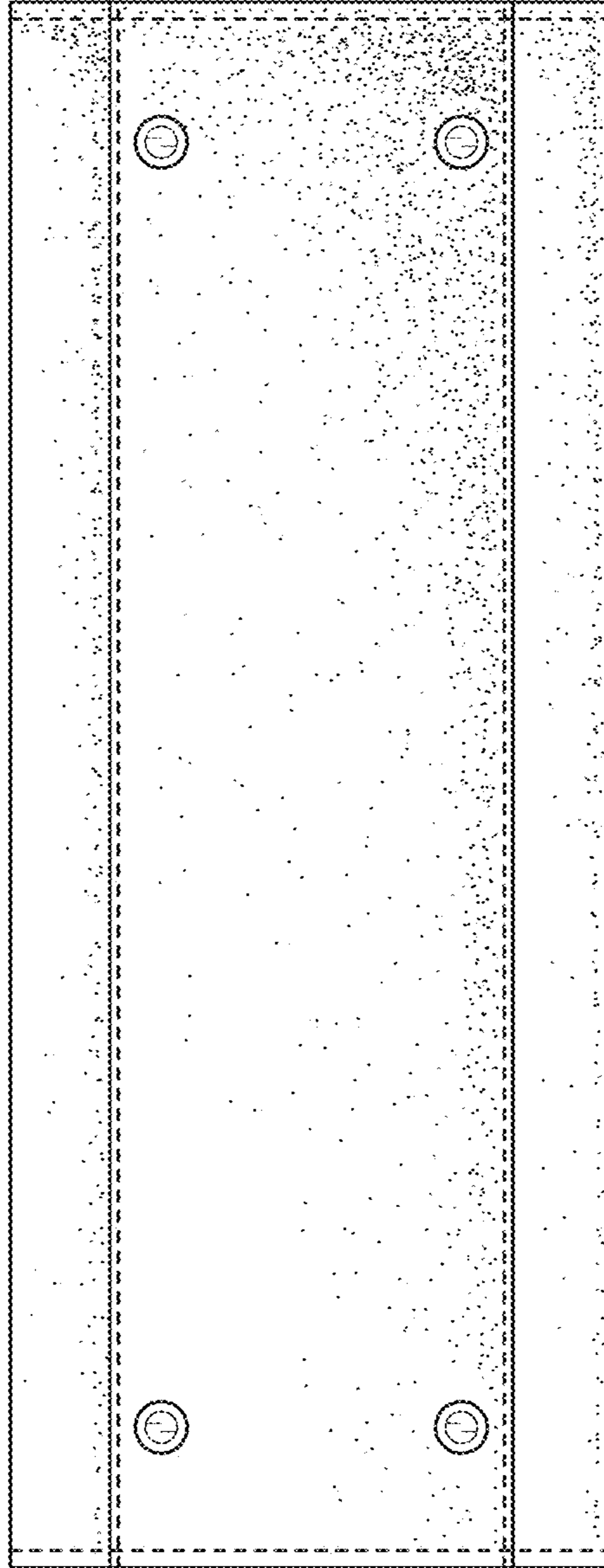


FIG. 14