



US00D871745S

(12) **United States Design Patent**
Amago

(10) **Patent No.:** **US D871,745 S**
(45) **Date of Patent:** **** Jan. 7, 2020**

- (54) **SHOE**
- (71) Applicant: **NIKE, Inc.**, Beaverton, OR (US)
- (72) Inventor: **Justin Amago**, Portland, OR (US)
- (73) Assignee: **NIKE, Inc.**, Beaverton, OR (US)
- (**) Term: **15 Years**
- (21) Appl. No.: **29/690,805**
- (22) Filed: **May 10, 2019**
- (51) **LOC (12) Cl.** **02-99**
- (52) **U.S. Cl.**
USPC **D2/972**
- (58) **Field of Classification Search**
USPC D2/896, 902, 904, 906-908, 946, 969,
D2/972-974; D5/47, 49, 50, 53, 54, 56,
D5/60
CPC ... A43B 13/181; A43B 13/141; A43B 13/186;
A43B 13/188; A43B 23/00; A43B 23/02;
A43B 5/00; A43B 23/26; A43B 1/04;
A43B 11/14; A43B 7/00; A43B 3/12;
A43C 3/00; A43C 5/00; A43C 7/00;
A43C 11/004
See application file for complete search history.

- (56) **References Cited**
U.S. PATENT DOCUMENTS

D123,480 S	11/1940	Hubbard
D125,426 S	2/1941	Sick
D247,934 S	5/1978	Anderson
D296,261 S	6/1988	Brown et al.
D304,517 S	11/1989	Diaz
D346,899 S	5/1994	Hatfield et al.
D434,211 S	11/2000	Gee
D441,179 S	5/2001	Erickson et al.
D441,519 S	5/2001	Erickson et al.
D441,520 S	5/2001	Lane, III et al.
D513,855 S	1/2006	Rask

- D540,026 S 4/2007 Lane, III et al.
- D544,699 S 6/2007 Link
- D560,894 S 2/2008 Feeney et al.
- D561,453 S 2/2008 Lane, III et al.
- D636,585 S 4/2011 Williams, Jr.
- D636,586 S 4/2011 Williams, Jr.
- D638,621 S 5/2011 Mayden
- D650,570 S 12/2011 Luedecke
- D650,571 S 12/2011 Thornhill
- D654,681 S 2/2012 Bacon
- D663,936 S 7/2012 Lane
- D671,734 S 12/2012 Petrie
- D710,586 S 8/2014 Williams, Jr.
- D725,360 S 3/2015 Bacon
- D726,401 S 4/2015 Teeter
- D738,085 S * 9/2015 Kirschner D2/969
(Continued)

OTHER PUBLICATIONS

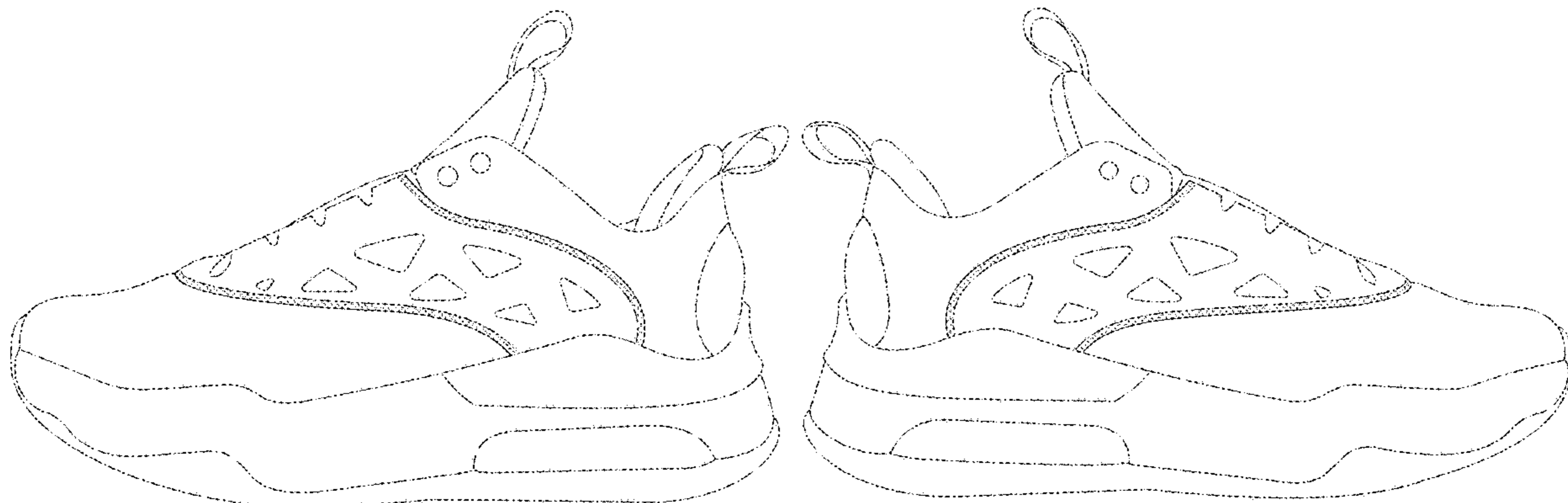
- Nike Footwear Catalog 1985 Holiday Footwear p. 5.
(Continued)
- Primary Examiner* — Dominic V Simone
- (74) *Attorney, Agent, or Firm* — Banner & Witcoff, Ltd.

(57) **CLAIM**
The ornamental design for a shoe, as shown and described.

DESCRIPTION

FIG. 1 is a front perspective view of a shoe showing my new design;
FIG. 2 is a side view thereof;
FIG. 3 is an opposite side front perspective view thereof;
FIG. 4 is an opposite side view thereof; and,
FIG. 5 is a top view thereof.
The broken lines immediately adjacent to the shaded area define the bounds of the claimed design and form no part thereof. The broken lines depicting the remainder of the shoe show features that form no part of the claimed design.

1 Claim, 5 Drawing Sheets



(56)

References Cited

U.S. PATENT DOCUMENTS

D743,151 S	11/2015	Toliver	
D790,192 S *	6/2017	Hardman	D2/972
D790,193 S *	6/2017	Mueller	D2/972
D793,709 S	8/2017	Remy	
D805,756 S *	12/2017	Enayah	D2/973
D814,759 S *	4/2018	Kirschner	D2/969
D816,317 S *	5/2018	Nethongkome	D2/973
D821,730 S *	7/2018	Nethongkome	D2/972
D824,651 S *	8/2018	Greenhalgh	D2/969
D825,168 S *	8/2018	Stavseng	D2/969
D827,285 S *	9/2018	Kohatsu	D2/972
D846,857 S	4/2019	Bacon	

OTHER PUBLICATIONS

Nike Footwear Catalog 1986 Fall Footwear p. 60.
Nike Footwear Catalog 2012 Spring Men's Performance Footwear
p. 4.
Nike Footwear Catalog 2013 Fall Core Footwear p. 2.

* cited by examiner

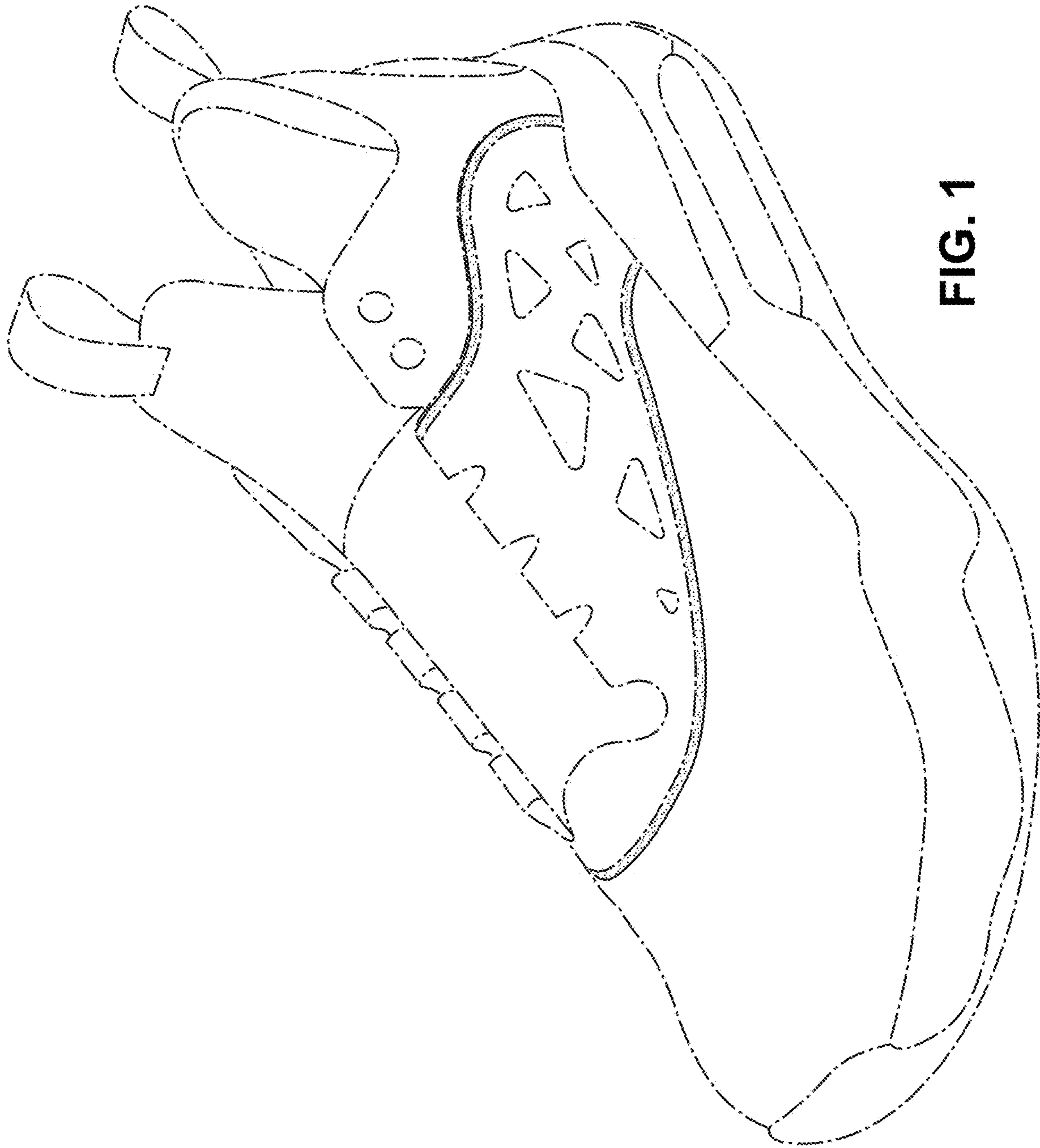


FIG. 1

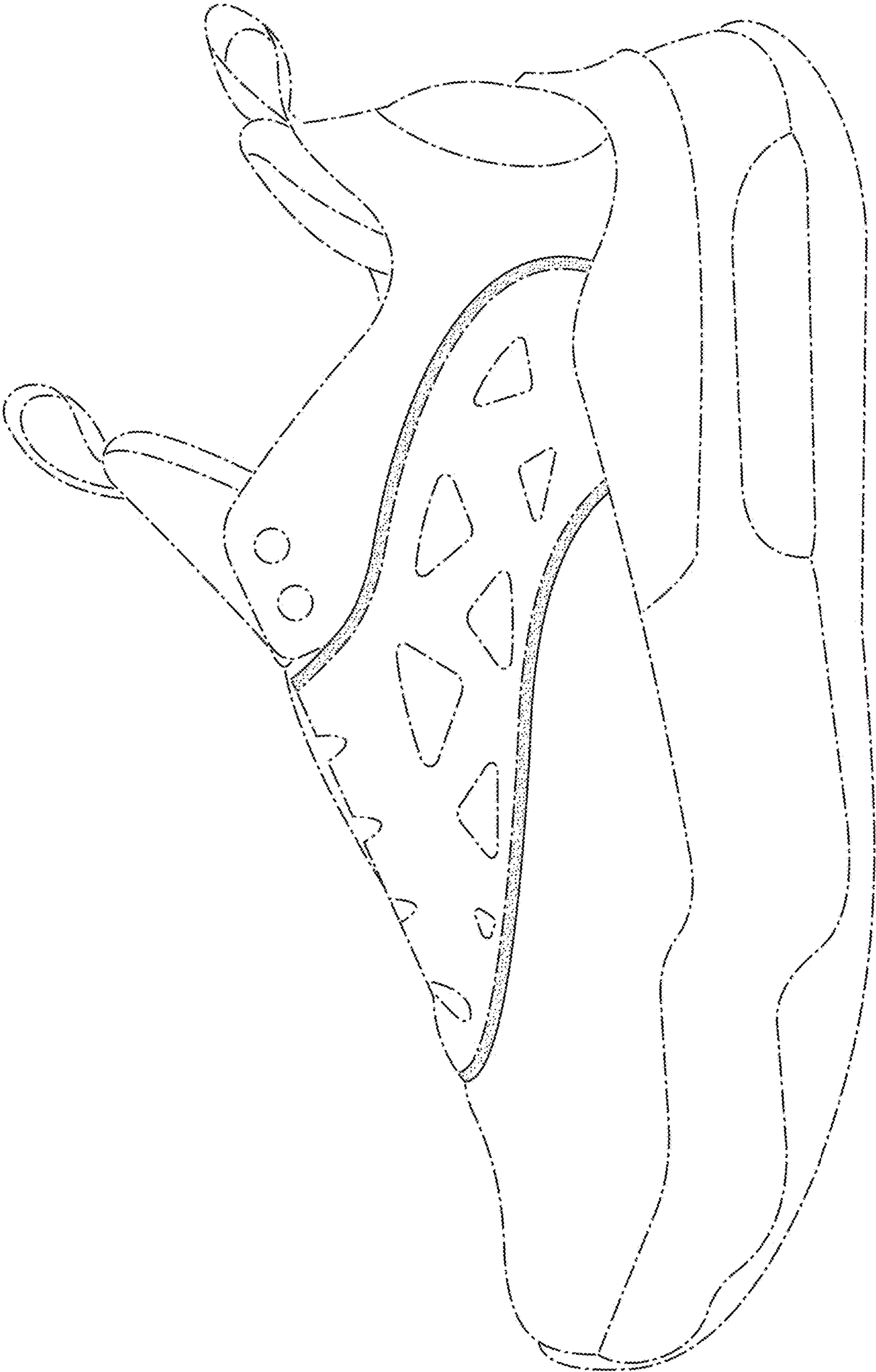


FIG. 2

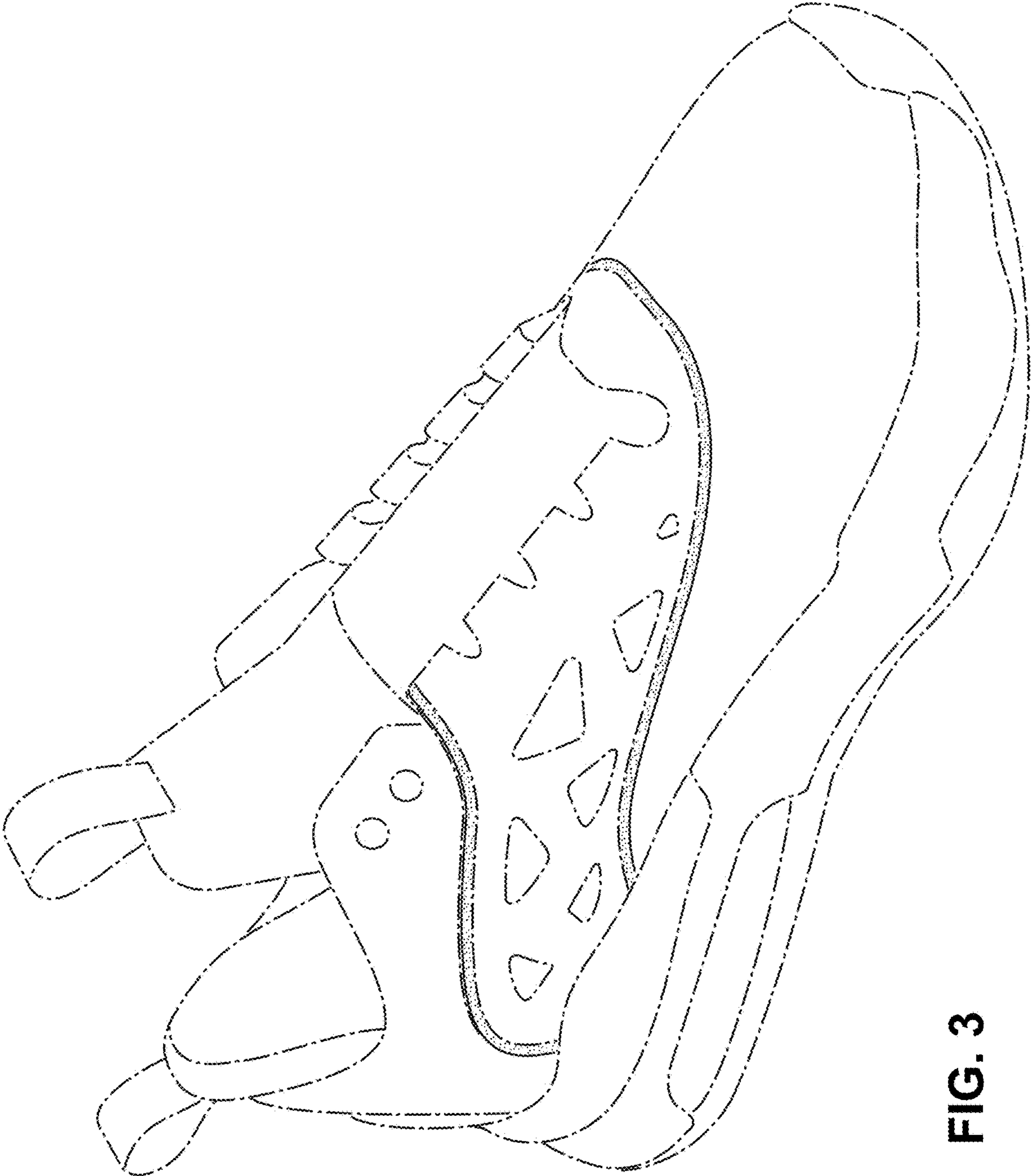


FIG. 3




FIG. 4

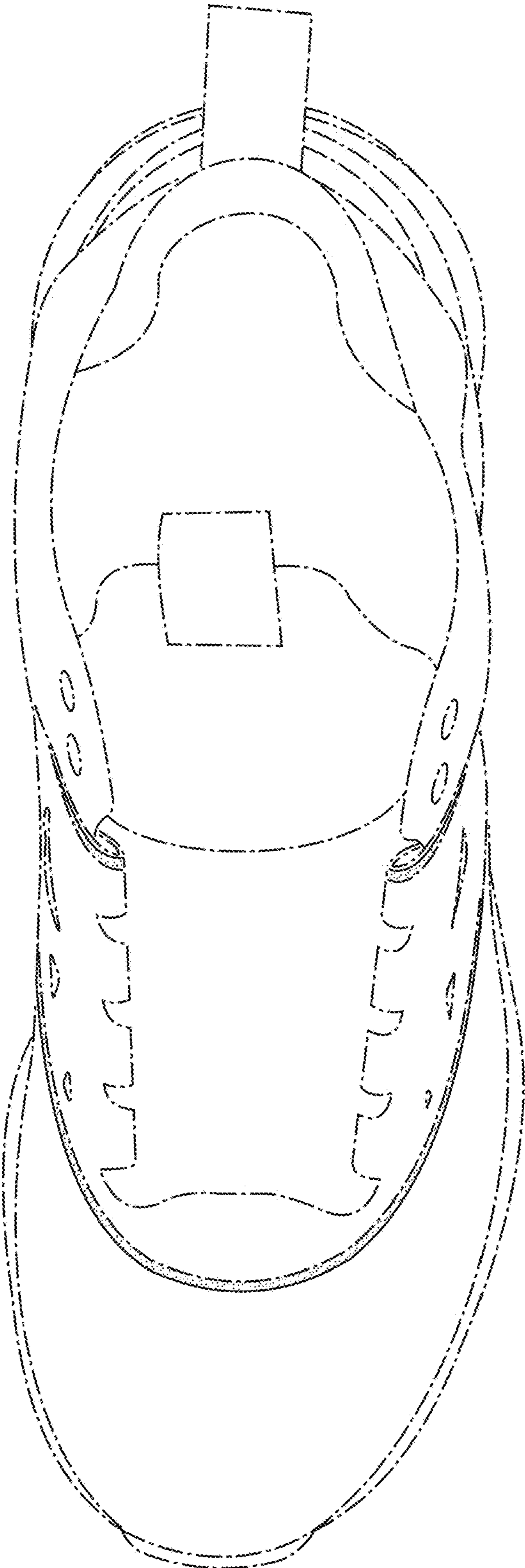


FIG. 5