



US00D871725S

(12) **United States Design Patent**  
**Smith**

(10) **Patent No.:** **US D871,725 S**  
(45) **Date of Patent:** **\*\* Jan. 7, 2020**

- (54) **HEADWRAP**
- (71) Applicant: **Beverly Smith**, Chicago, IL (US)
- (72) Inventor: **Beverly Smith**, Chicago, IL (US)
- (73) Assignee: **Beverly Smith**, Chicago, IL (US)
- (\*\*) Term: **15 Years**
- (21) Appl. No.: **29/612,029**
- (22) Filed: **Jul. 27, 2017**

D624,284 S *	9/2010	Creel .....	D2/867
D720,120 S *	12/2014	Simmonds .....	D2/867
D747,855 S *	1/2016	Corcoran .....	D2/875
D756,606 S *	5/2016	Benjamin-Cintron .....	D2/867
D756,610 S *	5/2016	Taylor .....	D2/867
D759,353 S *	6/2016	Milberg .....	D2/885
D769,584 S *	10/2016	Yates .....	D2/878
D771,356 S *	11/2016	Milberg .....	D2/881
D782,785 S *	4/2017	Diamond .....	D2/865
D815,806 S *	4/2018	Zundel .....	D2/867
2011/0247126 A1	10/2011	White et al.	
2015/0000006 A1	1/2015	Anderson	
2015/0230527 A1	8/2015	Branson	
2016/0198830 A1	7/2016	Tussey	

(Continued)

**Related U.S. Application Data**

- (63) Continuation of application No. 15/586,776, filed on May 4, 2017.
- (51) **LOC (12) Cl.** ..... **02-03**
- (52) **U.S. Cl.**  
USPC ..... **D2/878**
- (58) **Field of Classification Search**  
USPC ..... D2/865, 867, 868, 870, 878, 880, 889,  
D2/891, 895  
CPC .... A42B 1/00; A42B 1/02; A42B 1/04; A42B  
1/041; A42B 1/12; A42B 1/112; A45D  
2/46; A45D 8/00; A45D 8/40; A45D  
19/18; A45D 20/18  
See application file for complete search history.

**References Cited**

**U.S. PATENT DOCUMENTS**

5,239,705 A	8/1993	Leopold	
D348,835 S *	7/1994	Cogliandro .....	D2/867
5,878,756 A	3/1999	Bilodeau	
D448,917 S *	10/2001	Grant .....	D2/867
D547,030 S *	7/2007	Marquardt .....	D2/867
D572,879 S *	7/2008	Marquardt .....	D2/867
7,428,763 B2 *	9/2008	Hightower .....	A47G 9/10 5/636
D621,139 S *	8/2010	Andreoni .....	D2/880

**FOREIGN PATENT DOCUMENTS**

ES 1112905 U 6/2014

*Primary Examiner* — Karen S Acker

*Assistant Examiner* — Jasmine Mlinarcik

(74) *Attorney, Agent, or Firm* — McAndrews, Held & Malloy, Ltd.

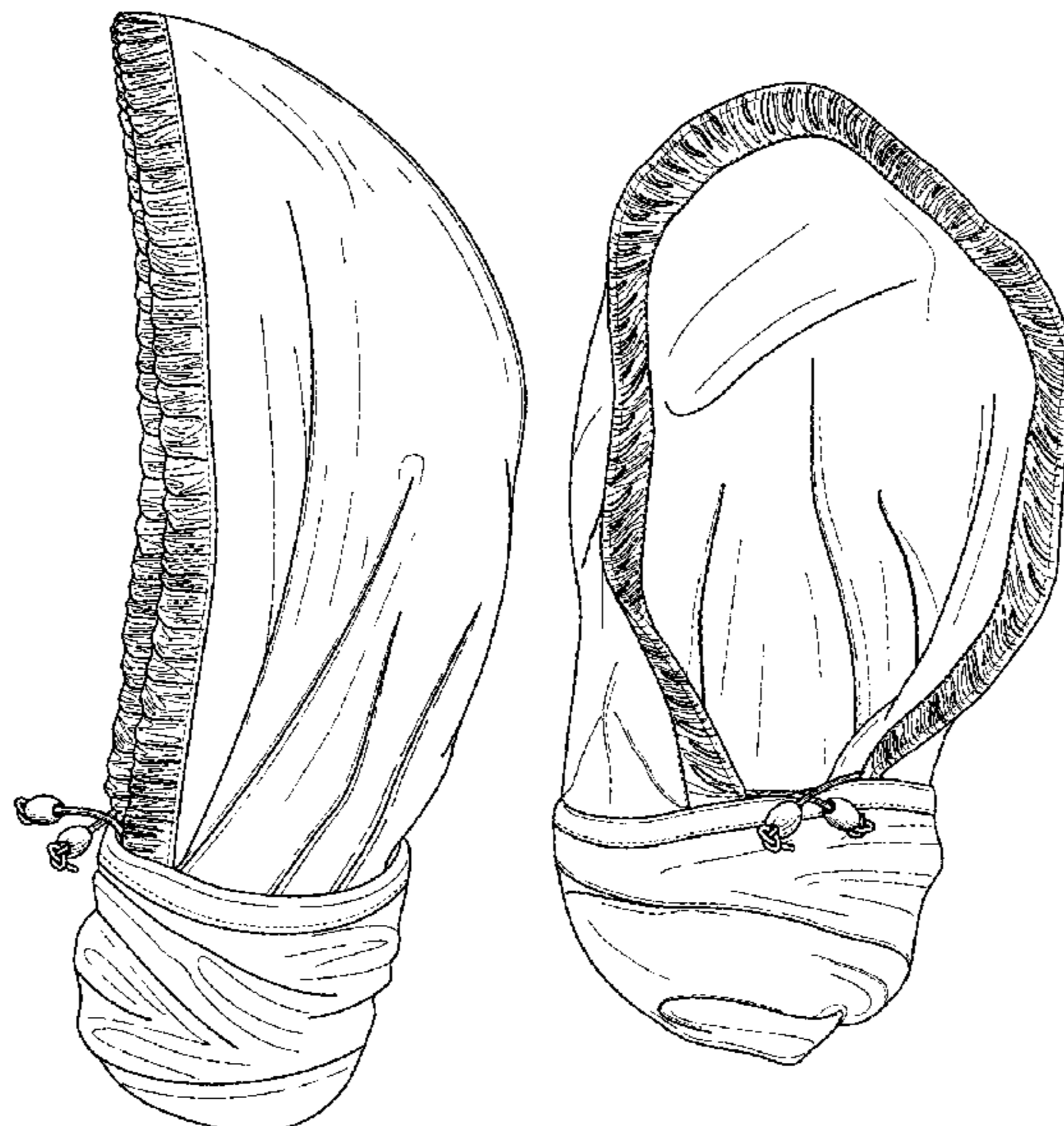
(57) **CLAIM**

The ornamental design for a headwrap, as shown and described.

**DESCRIPTION**

FIG. 1 is a right side view of a headwrap showing my new design in an open position;  
 FIG. 2 is a left side view thereof showing the headwrap in an open but less tightly wrapped position;  
 FIG. 3 is a front view thereof; and,  
 FIG. 4 is a bottom view thereof showing the headwrap in a folded up position in which the upper crown portion of the headwrap has been tucked into the lower knot portion of the headwrap.  
 The dashed broken lines in the figures illustrate stitching that forms part of the claimed design.

**1 Claim, 3 Drawing Sheets**



(56)

**References Cited**

U.S. PATENT DOCUMENTS

2017/0251741 A1 9/2017 Wang  
2017/0318885 A1\* 11/2017 Smith ..... A42B 1/041

\* cited by examiner

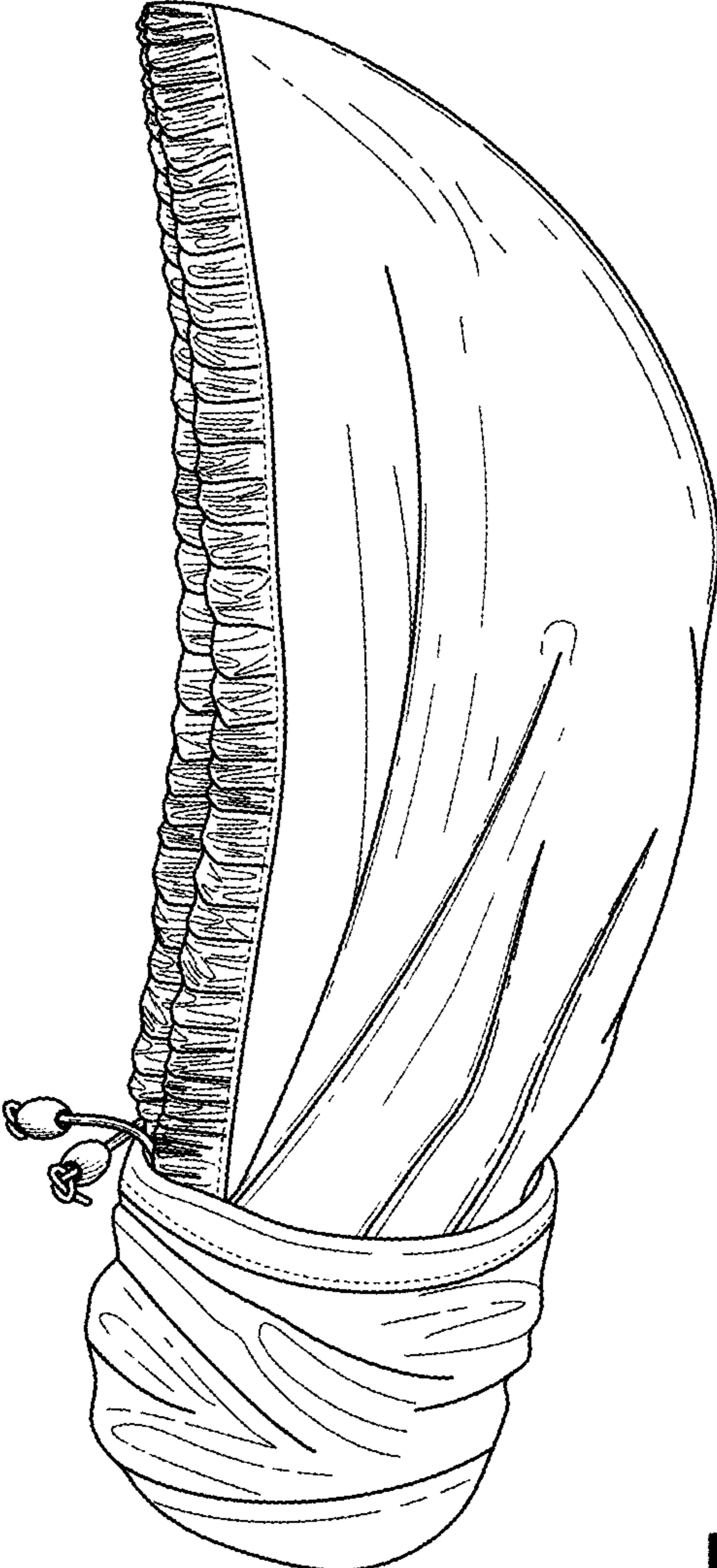


FIG. 1



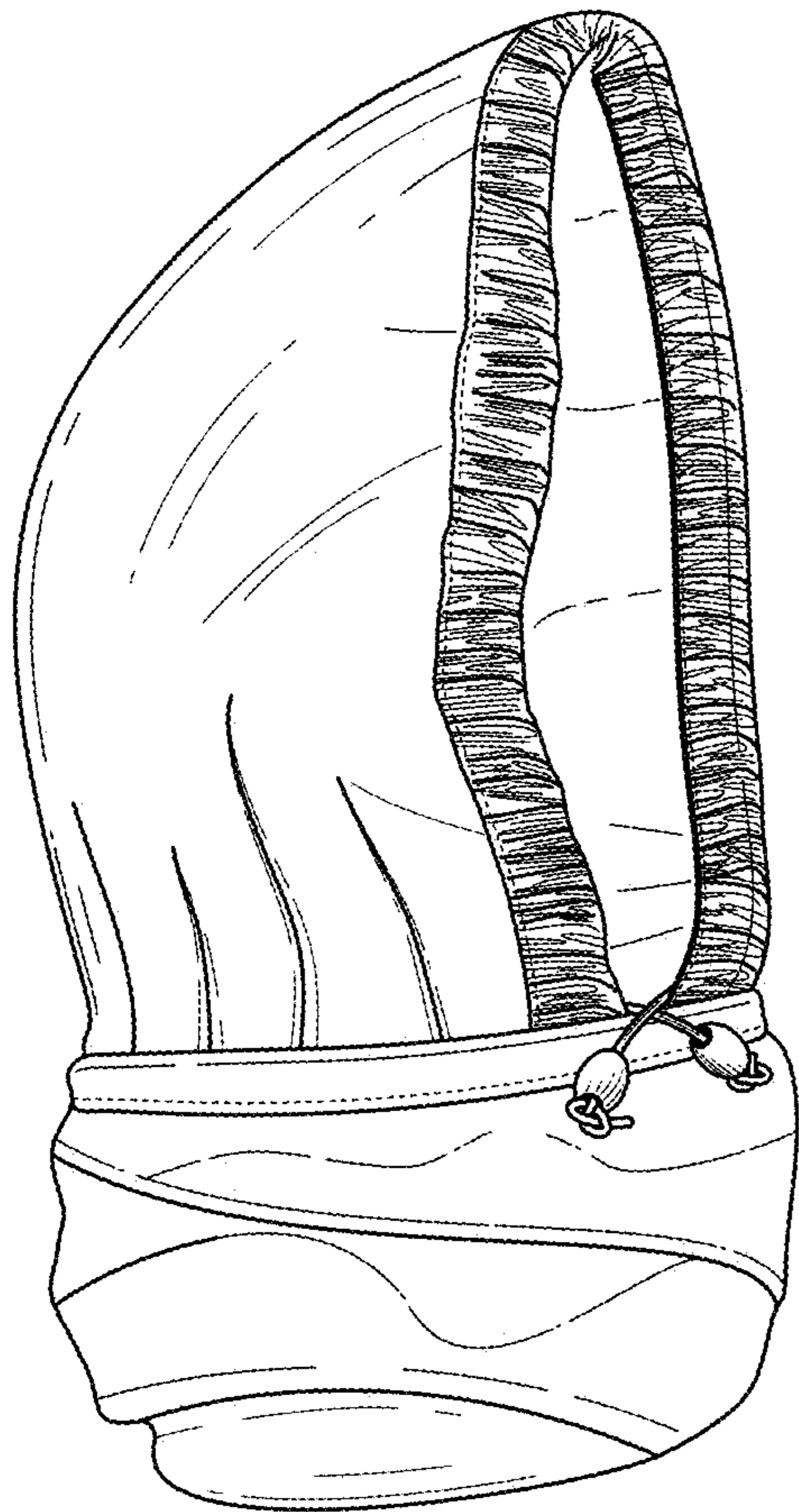


FIG. 2

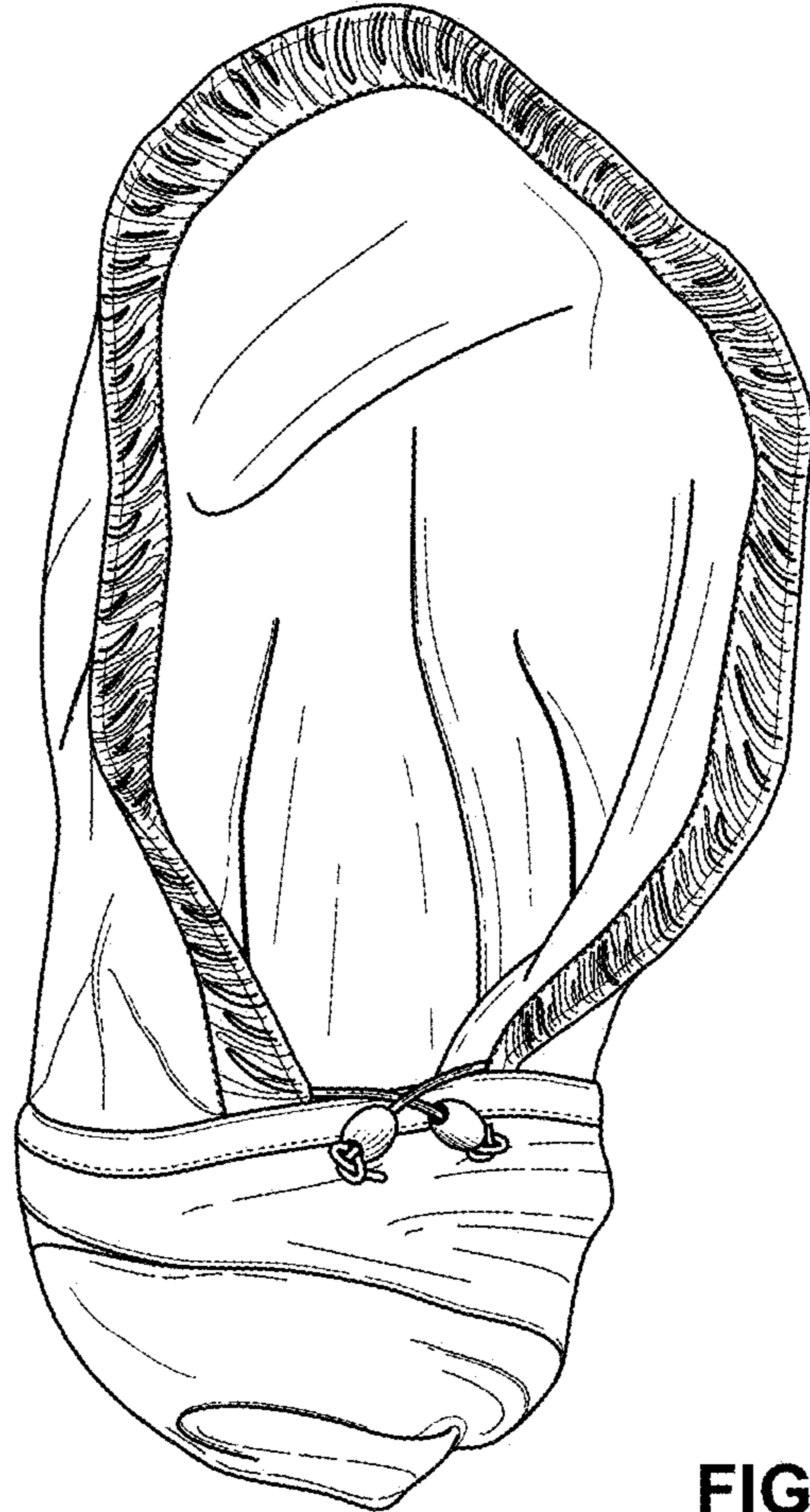
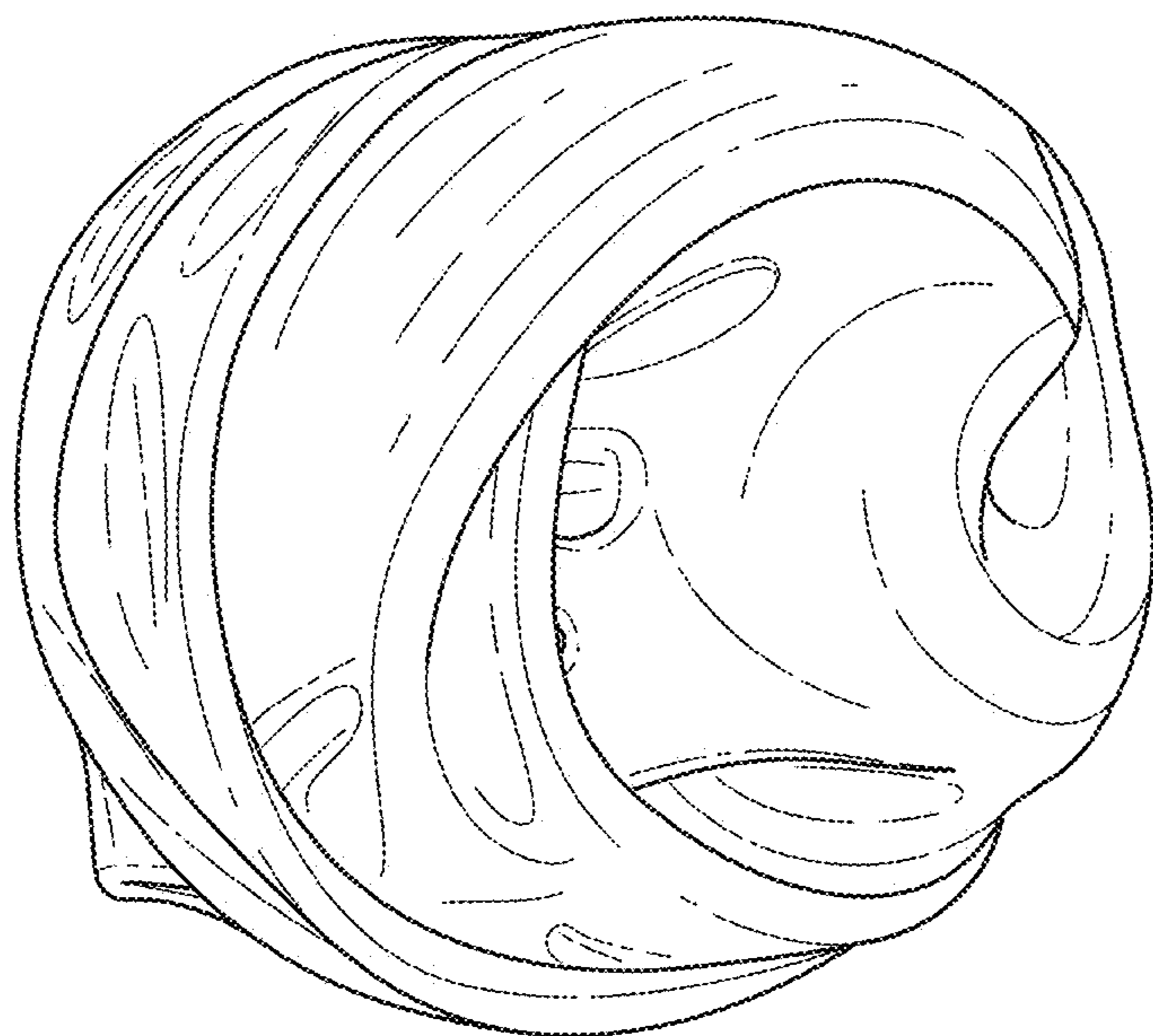


FIG. 3



**FIG. 4**