

US00D871705S

(12) **United States Design Patent**
Richards

(10) **Patent No.:** **US D871,705 S**

(45) **Date of Patent:** **** Dec. 31, 2019**

(54) **VERSATILE SINK RACK**

(71) Applicant: **Gary Richards**, New Windsor, MD
(US)

(72) Inventor: **Gary Richards**, New Windsor, MD
(US)

(**) Term: **15 Years**

(21) Appl. No.: **29/664,209**

(22) Filed: **Sep. 24, 2018**

Related U.S. Application Data

(63) Continuation-in-part of application No. 15/804,417,
filed on Nov. 6, 2017, now Pat. No. 10,226,154.

(51) **LOC (12) Cl.** **07-05**

(52) **U.S. Cl.**
USPC **D32/55**

(58) **Field of Classification Search**
USPC D32/585, 276, 3; D6/510, 525;
D30/133; 211/41.5, 41.4, 41.3, 41.8;
312/311, 333, 334.4; D7/354, 629
CPC .. A47L 15/505; A47L 15/503; A47L 15/0013;
A47L 19/02; A47L 19/04; A47J 47/20
See application file for complete search history.

(56) **References Cited**

U.S. PATENT DOCUMENTS

1,263,863	A	4/1918	Crosby	
1,830,347	A	11/1931	Camden et al.	
1,836,126	A	12/1931	Luce	
1,872,740	A	8/1932	James	
2,015,389	A	9/1935	Ahilted	
2,545,844	A	3/1951	Gus	
2,780,365	A	2/1957	Trainor	
D268,878	S *	5/1983	Taylor	D32/55
4,671,012	A	6/1987	Merklinger et al.	

5,331,904	A	7/1994	DiSimone et al.	
5,401,520	A	3/1995	Skaar et al.	
D362,943	S *	10/1995	Licari	D32/55
6,655,538	B2	12/2003	Saulnier-Matteini	
6,691,608	B1	2/2004	Thompson	
6,976,597	B2	12/2005	Jährling et al.	
7,559,522	B1	7/2009	Hlatky	
8,051,781	B1	11/2011	Vind et al.	
D720,109	S *	12/2014	Huang	D32/55
D747,058	S *	1/2016	Eilmus	D32/55
D760,984	S *	7/2016	Eilmus	D32/55
D767,841	S *	9/2016	Cotter	D32/55
D781,518	S *	3/2017	Green	D32/55
D799,133	S *	10/2017	Wong	D32/55
D822,930	S *	7/2018	Green	D32/55
10,226,154	B2 *	3/2019	Richards	A47J 47/20
D851,850	S *	6/2019	Baquedo-Phinn	D32/55
D852,446	S *	6/2019	Sanduri Cohen	D32/55
D862,823	S *	10/2019	Zhao	D32/55
2008/0271730	A1	11/2008	Takenaka	

(Continued)

Primary Examiner — Austin Murphy

(74) *Attorney, Agent, or Firm* — Global Intellectual
Property Agency, LLC; Daniel Boudwin

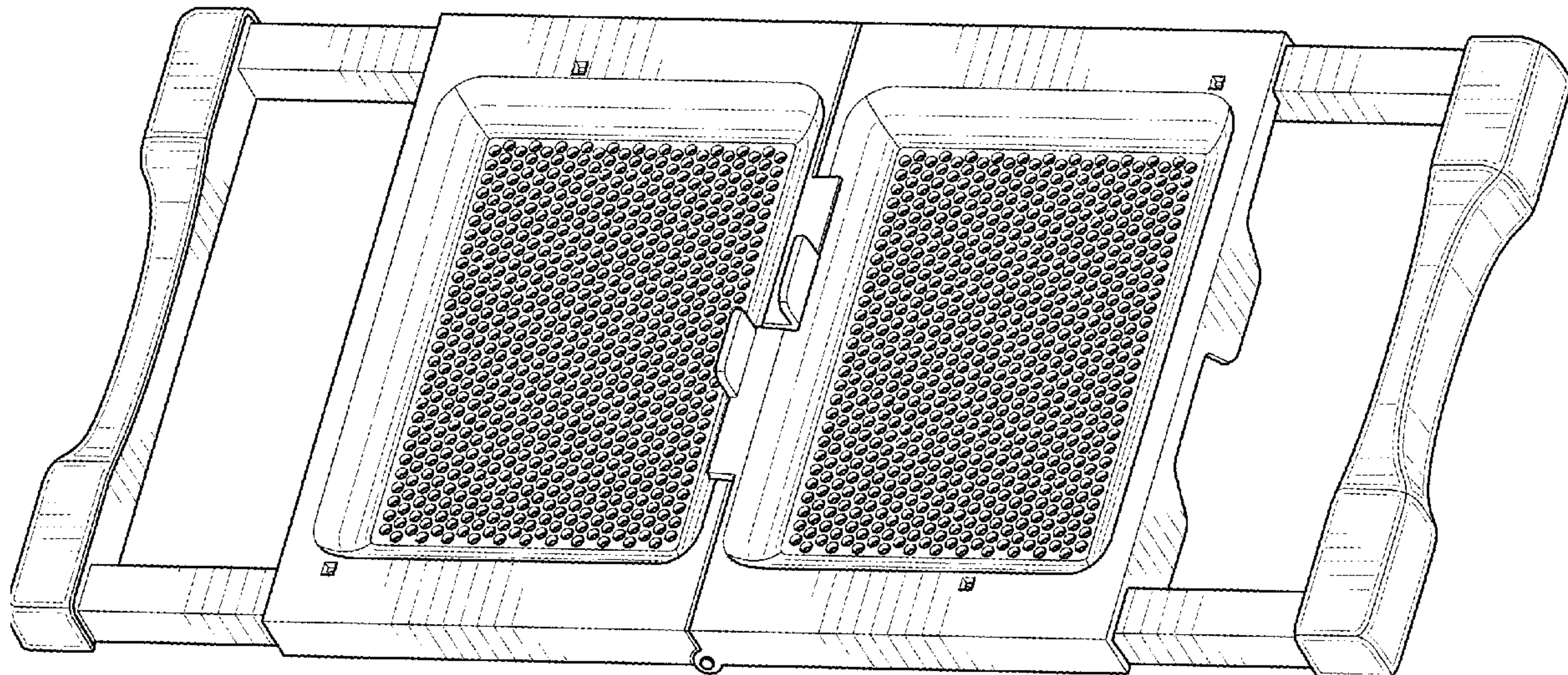
(57) **CLAIM**

The ornamental design for a versatile sink rack, as shown
and described.

DESCRIPTION

FIG. 1 shows a perspective view of a versatile sink rack;
FIG. 2 shows a front view thereof;
FIG. 3 shows a rear view thereof;
FIG. 4 shows a right side view thereof;
FIG. 5 shows a left side view thereof;
FIG. 6 shows a top plan view thereof; and,
FIG. 7 shows a bottom plan view thereof.
The shade lines in the Figures show contour and not surface
ornamentation.

1 Claim, 5 Drawing Sheets



(56)

References Cited

U.S. PATENT DOCUMENTS

2010/0058934 A1 3/2010 Reevell
2015/0282517 A1 10/2015 Williams

* cited by examiner

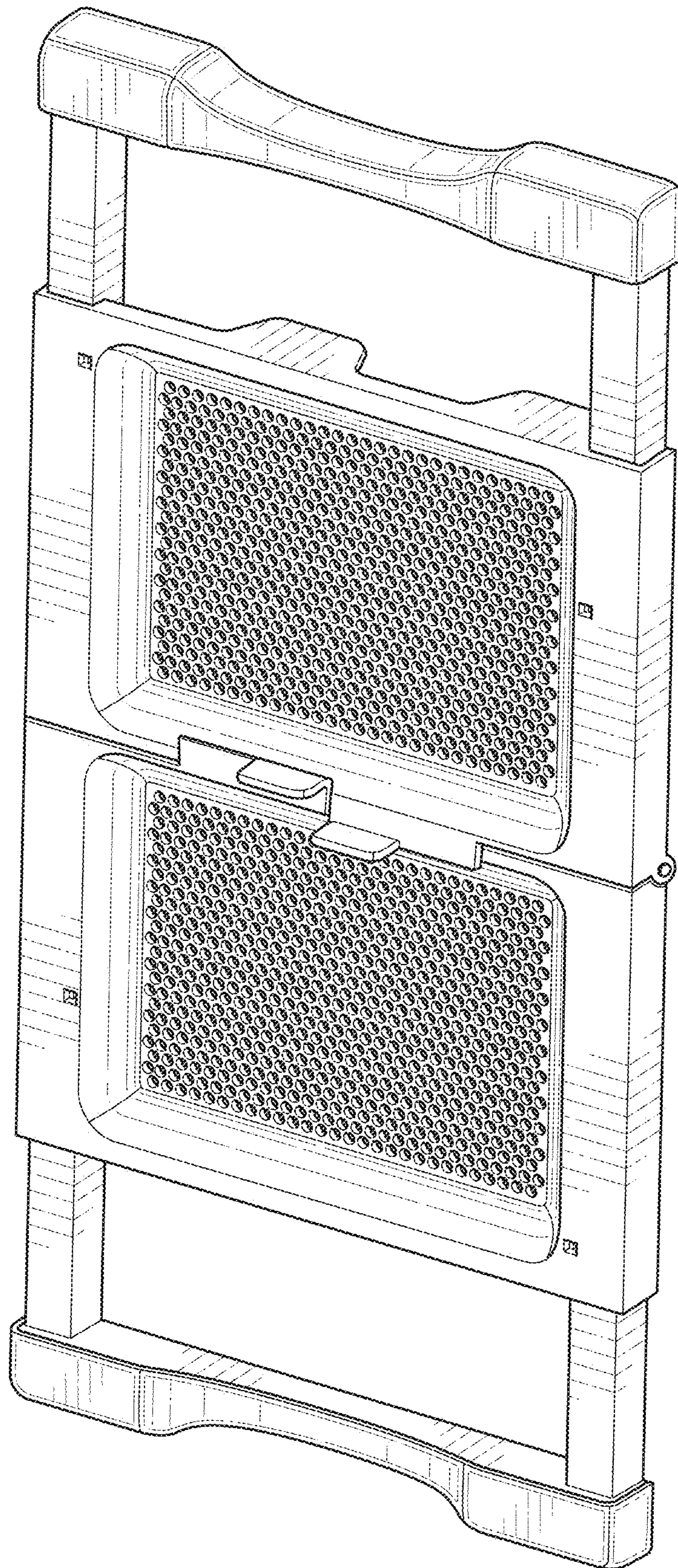


FIG. 1

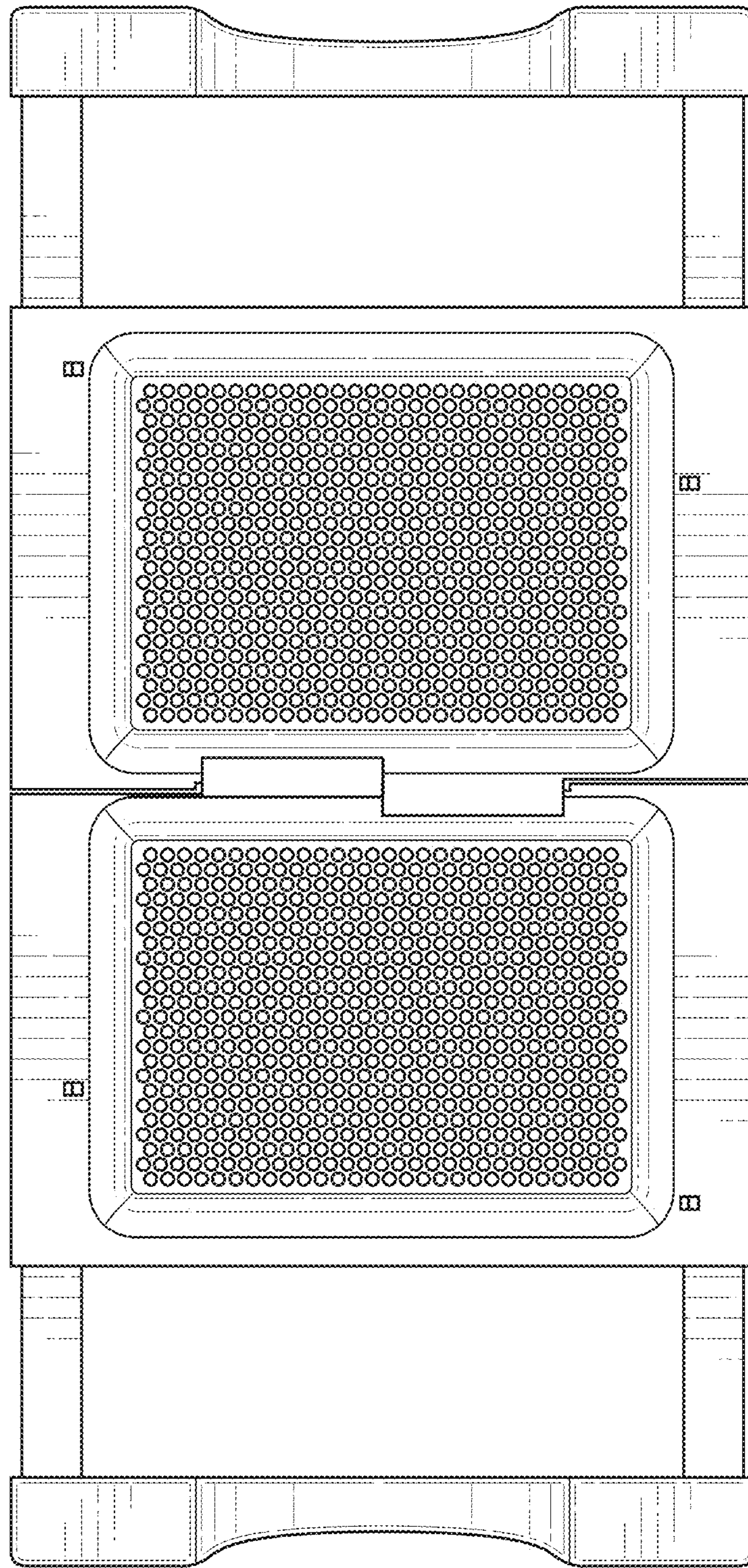


FIG. 2

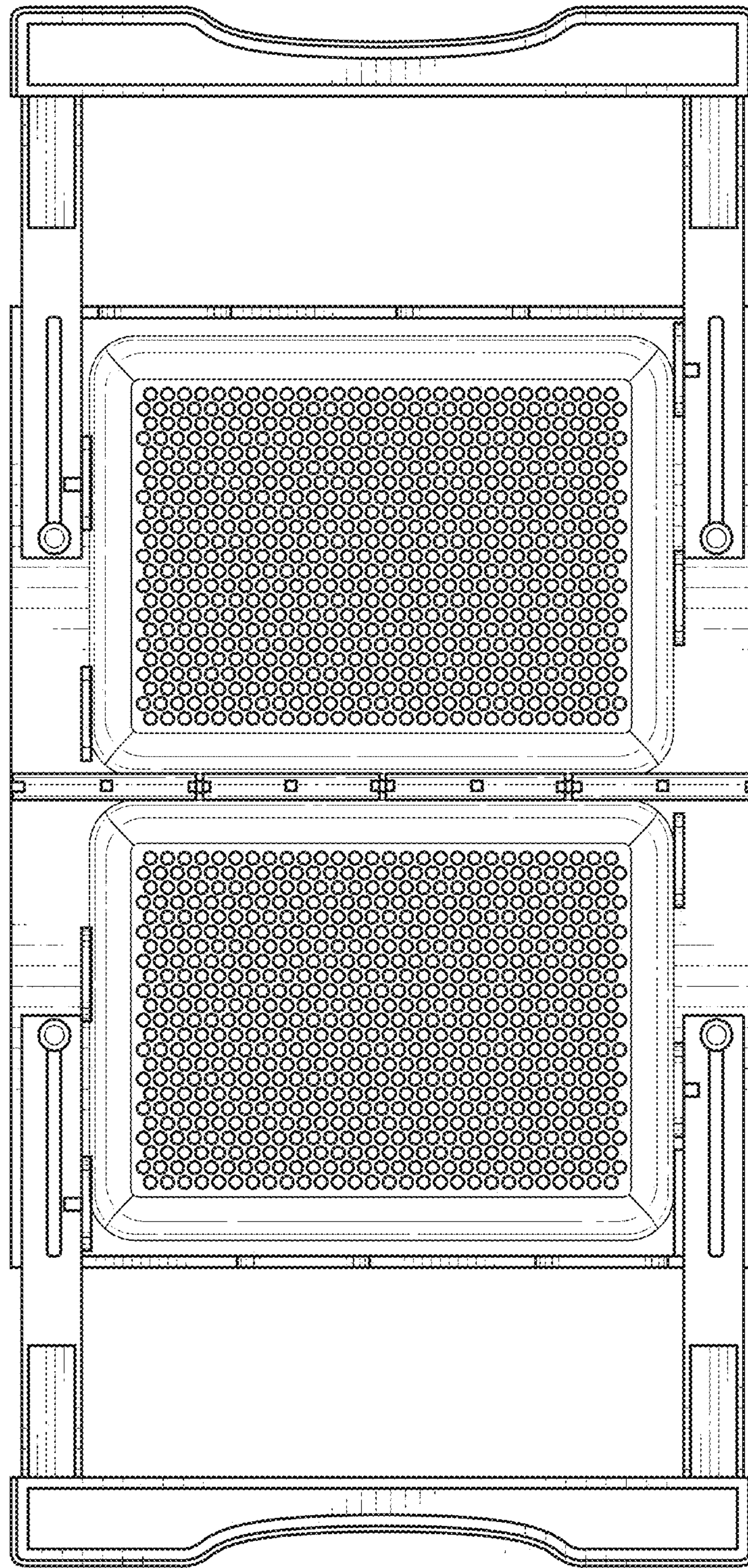


FIG. 3

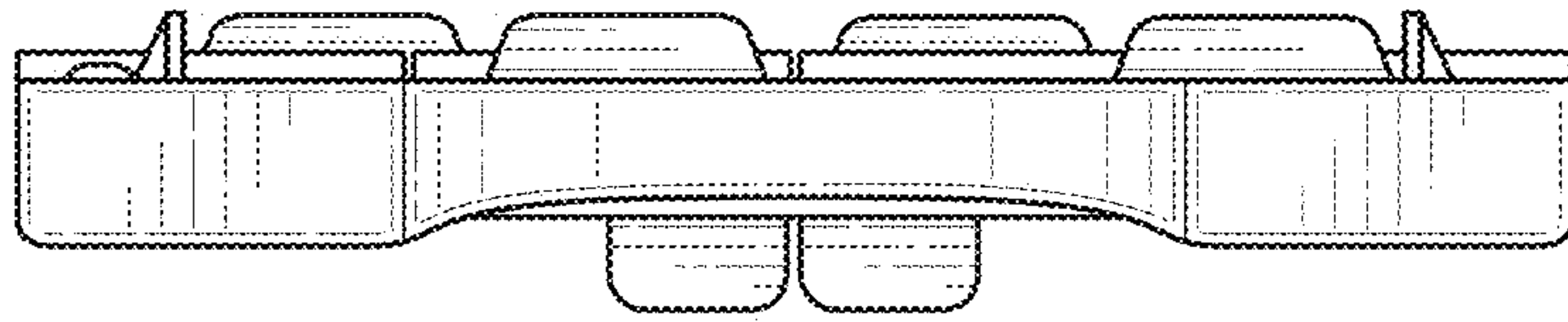


FIG. 5

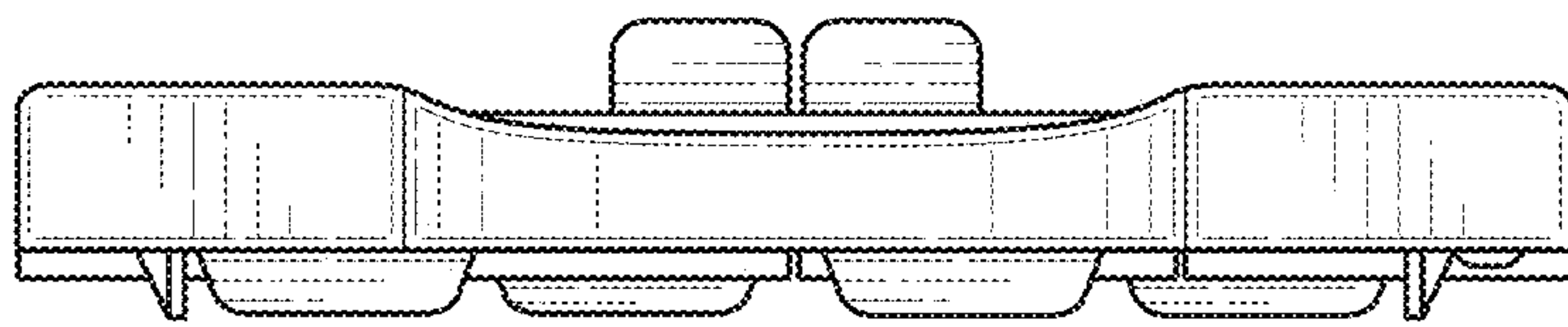


FIG. 4

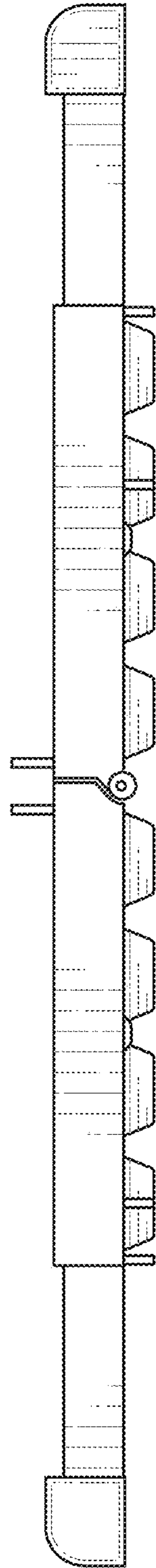


FIG. 6

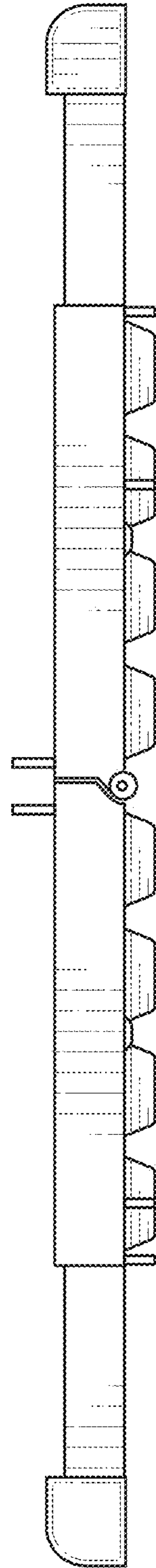


FIG. 7