



US00D871688S

(12) **United States Design Patent** (10) **Patent No.:** **US D871,688 S**
Long, Jr. et al. (45) **Date of Patent:** **** Dec. 31, 2019**

(54) **CAT SCRATCHING PAD**

(71) Applicants: **Earnest Franklin Long, Jr.**, Charlotte, NC (US); **Eric Wayne Myhre**, Falls Church, VA (US)

(72) Inventors: **Earnest Franklin Long, Jr.**, Charlotte, NC (US); **Eric Wayne Myhre**, Falls Church, VA (US)

(**) Term: **15 Years**

(21) Appl. No.: **29/598,022**

(22) Filed: **Mar. 22, 2017**

(51) **LOC (12) Cl.** **30-99**

(52) **U.S. Cl.**
USPC **D30/161**

(58) **Field of Classification Search**
USPC D21/398, 400, 402, 412, 415, 426, 436, D21/439, 440, 441, 443, 455, 460-462, D21/466-468, 479, 495, 563, 656, 712, D21/713, 788, 799.1, 470, 681, 386, 484, D21/707, 408, 437, 678, 673, 679, 682; D24/211, 214, 215, 193-195, 212; D30/160, 112, 119, 158; D1/125-127, D1/120; D28/7, 28, 63; D2/610, 611, D2/622; D4/137; D32/35, 40, 43, 50; D6/608

CPC A63H 5/00; A63H 33/26; A63H 33/18; A63H 29/22; A63H 29/24; A63H 2200/00; A63H 11/00; A63H 13/00; A63H 18/02; A63H 18/14; A63H 18/16; A63H 29/00; A63H 33/009; A63H 33/22; A63H 33/3055; A63H 3/003; A63H 3/006; A63H 3/008; A63H 3/24; A63H 3/28; A63H 3/31; A63H 3/36; A63H 9/00; A63B 59/20; A63B 69/406; A63B 47/04; A63B 2220/51; A63B 2200/53; A63B 2220/56; A63B 2220/805; A63B 2071/0625; A63B 2071/063; A63B 2220/17; A63B 2220/18; A63B 2220/40; A63B 2220/803; A63B 2220/833; A63B

43/004; A63B 43/06; A63B 71/0622; A63B 2071/0602; A63B 21/0055; A63B 2207/02; A63B 2225/54; A63B 69/0053; A63B 2047/043; A01K 15/025; A01K 15/021; A01K 15/02; A01K 15/027; A01K 29/005; A01K 5/0114; A63F 9/0601

See application file for complete search history.

(56) **References Cited**

U.S. PATENT DOCUMENTS

D663,491	S	*	7/2012	Haaf	D30/160
D665,138	S	*	8/2012	Haaf	D30/160
8,578,890	B1	*	11/2013	Haaf	A01K 15/024 119/706
D782,750	S	*	3/2017	Denney	D30/158
9,737,045	B1	*	8/2017	Scanlan	A01K 1/011
D816,922	S	*	5/2018	Long, Jr.	D30/160
2008/0149041	A1	*	6/2008	Lamstein	A01K 15/024 119/706
2010/0050953	A1	*	3/2010	Fails, Jr.	A01K 15/024 119/706

(Continued)

Primary Examiner — Sheryl Lane
Assistant Examiner — Aula Soroush

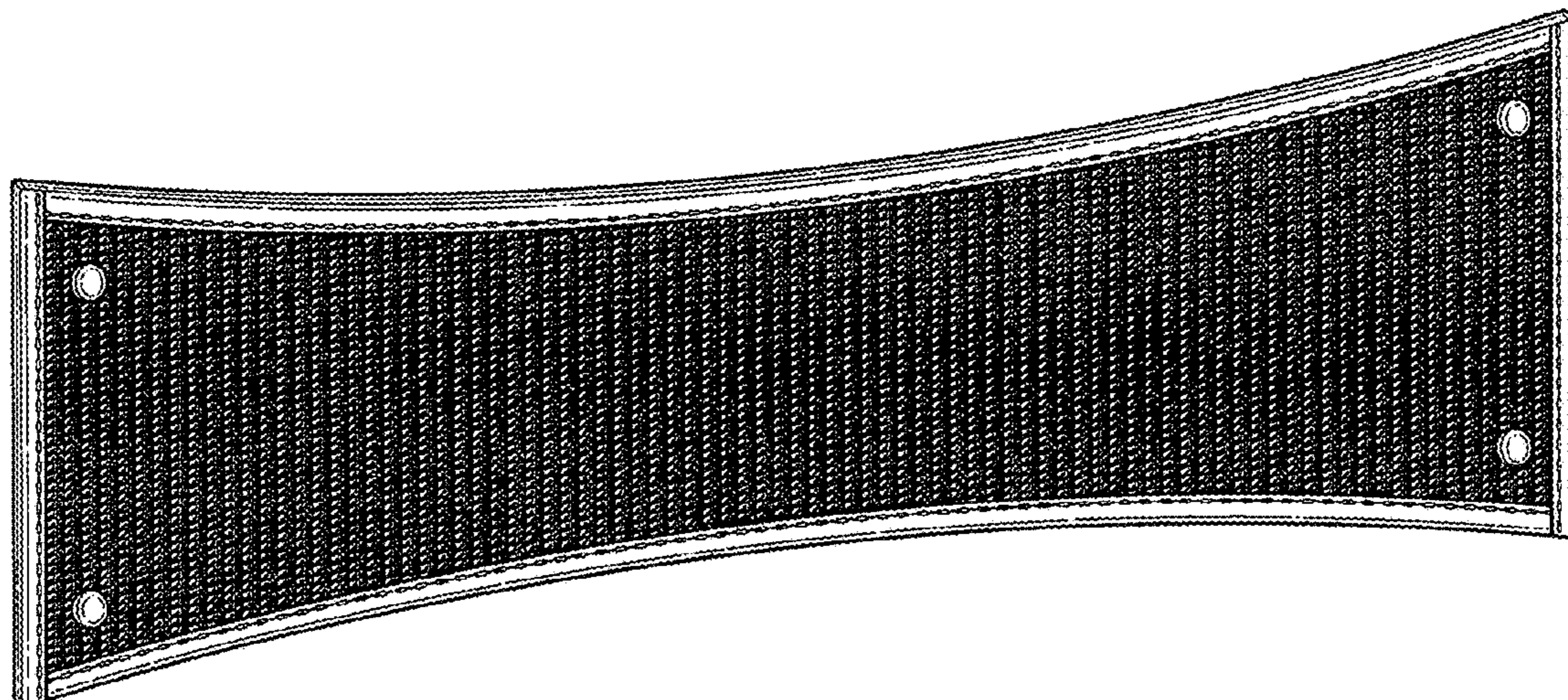
(57) **CLAIM**

The ornamental design for a cat scratching pad, as shown and described.

DESCRIPTION

FIG. 1 is a left side elevation view of a cat scratching pad showing our new design;
FIG. 2 is a right side elevation view thereof;
FIG. 3 is a front elevation view thereof;
FIG. 4 is a rear elevation view thereof;
FIG. 5 is a perspective view thereof;
FIG. 6 is a top plan view thereof; and,
FIG. 7 is a bottom plan view thereof.

1 Claim, 3 Drawing Sheets



(56)

References Cited

U.S. PATENT DOCUMENTS

2014/0261223 A1* 9/2014 Gee A01K 13/004
119/621
2017/0172108 A1* 6/2017 Long, Jr. A01K 15/024

* cited by examiner



FIG. 1

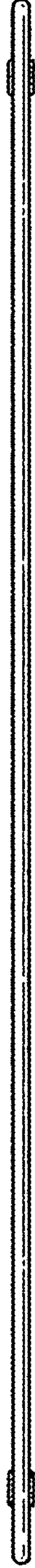


FIG. 2



FIG. 4



FIG. 3

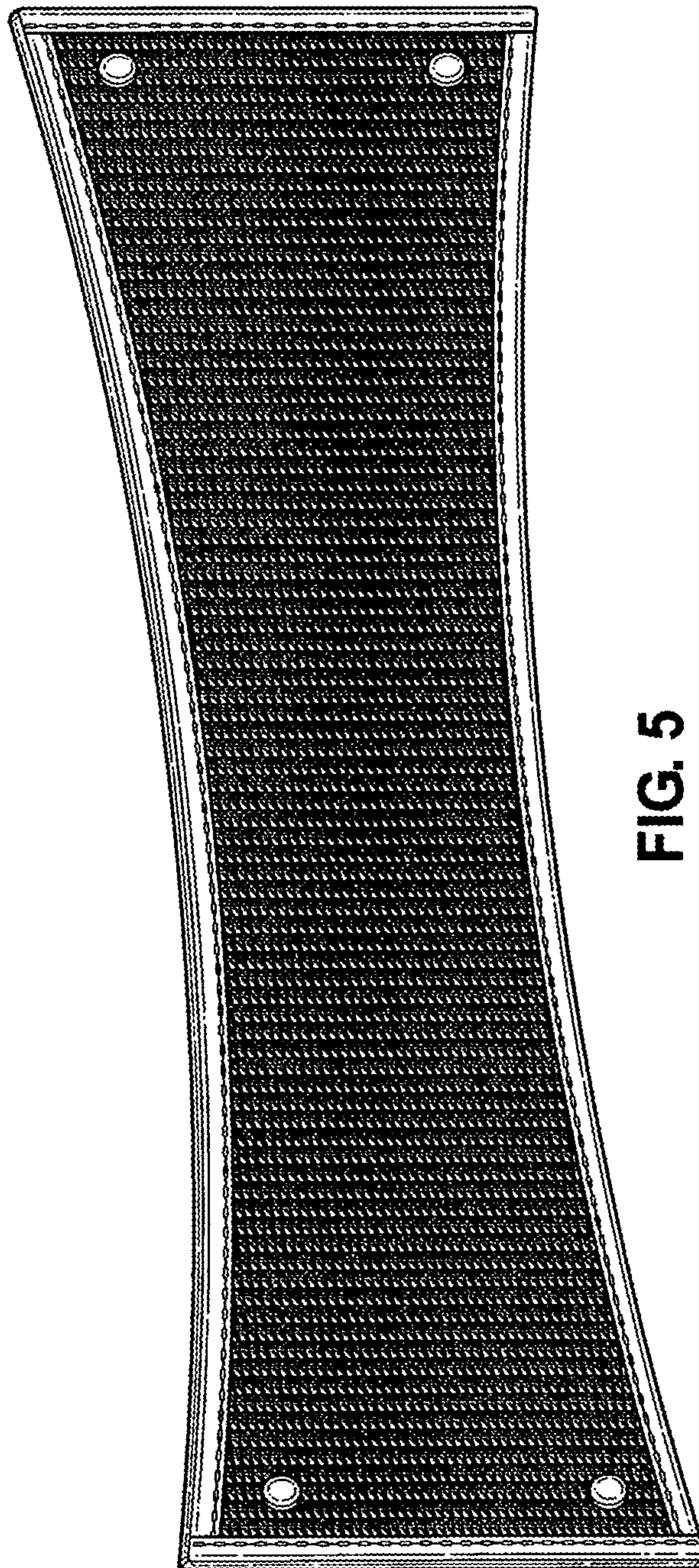


FIG. 5

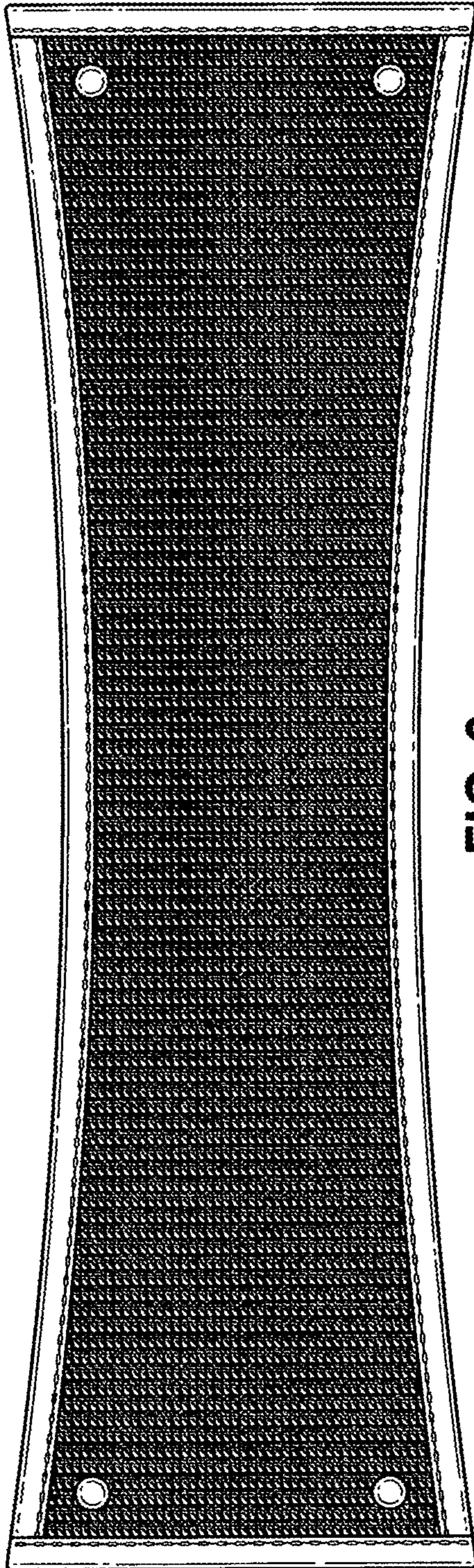


FIG. 6




FIG. 7