



US00D871683S

(12) **United States Design Patent** (10) **Patent No.:** **US D871,683 S**
Lee (45) **Date of Patent:** **** Dec. 31, 2019**

(54) **PET WATER DISPENSER**
(71) Applicants: **Ming-Yu Lee**, Kee Long (TW); **Shu Zhou**, Lianyuan (CN)
(72) Inventor: **Ming-Yu Lee**, Kee Long (TW)
(73) Assignees: **Ming-Yu Lee**, Kee Long (TW); **Shu Zhou**, Lianyuan (CN)
(**) Term: **15 Years**
(21) Appl. No.: **29/700,039**
(22) Filed: **Jul. 31, 2019**
(51) **LOC (12) Cl.** **30-03**
(52) **U.S. Cl.**
USPC **D30/132**
(58) **Field of Classification Search**
USPC D30/123, 129, 132, 121; 119/69.5, 673, 119/57.8, 68, 74, 61.57, 78-81, 61.4, 119/57.9, 51.5, 61.5, 72, 475; 47/66.6, 47/39, 67, 83; 239/280, 200, 281, 280.5, 239/273, 16-32; 4/644, 627, 638; D7/558; D11/144, 145, 153; D99/5, 24; 27/1; D23/201, 292, 204, 205, 214-216; 248/127, 132, 137, 138, 158, 910; 215/10; D6/353, 352, 484, 360, 480, D6/488; 219/521; 329/442, 459; 99/452, 483; 40/406, 407; 261/29, 106, 261/73; 137/560, 563, 801; 55/385.2; 417/527, 313; 431/292-294, 289; 362/101; D26/6, 9
CPC ... A01K 7/00; A01K 7/02; A01K 7/06; A01K 7/04; A01K 7/005; A01K 7/022; A01K 7/025; A01K 7/027; F04B 23/00; F04B 23/02; F04B 23/021; F04B 23/026; B05B 17/08; B05B 17/085; B01D 35/30; Y10T 137/86035; Y10T 137/8376; Y10T 137/85954-137/85978
See application file for complete search history.

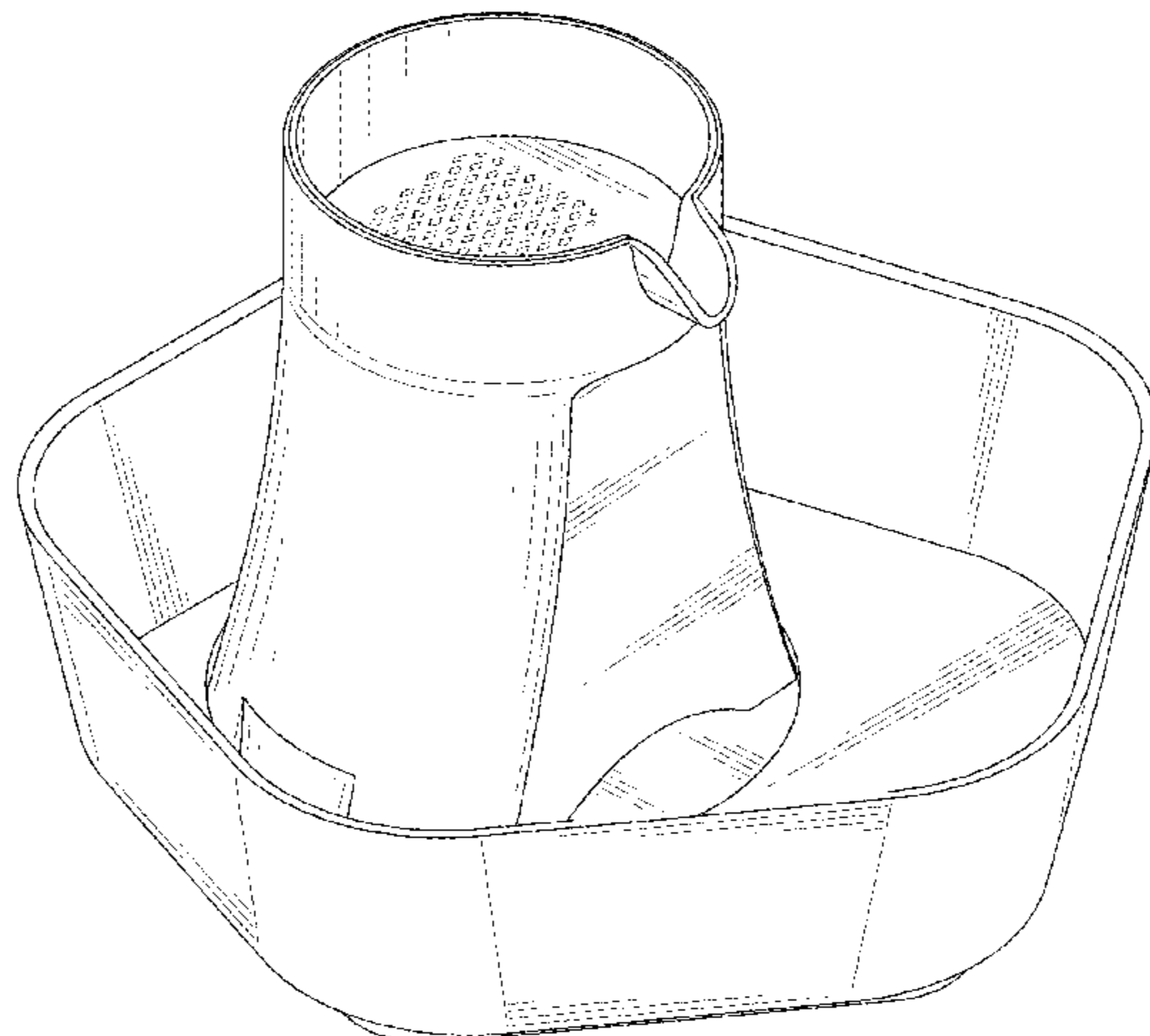
(56) **References Cited**
U.S. PATENT DOCUMENTS
1,226,594 A * 5/1917 Pruefert A01K 39/026
119/77
1,785,921 A * 12/1930 Thompson A01K 39/026
119/77
2,103,653 A * 12/1937 Weil B05B 17/085
239/23
D126,997 S * 5/1941 Bentzen et al. D30/129
D130,080 S * 10/1941 Wynkoop D7/553.6
2,572,379 A * 10/1951 Pearse F21S 8/00
239/20
3,203,397 A * 8/1965 Henry A01K 39/012
119/53
4,991,345 A * 2/1991 Bloch A01G 27/00
47/65.5
D374,952 S * 10/1996 Wenstrand D30/132
D394,301 S * 5/1998 Fisher D23/201
D402,425 S * 12/1998 Lacz D30/121
(Continued)

Primary Examiner — Susan Moon Lee

(57) **CLAIM**
The ornamental design for a pet water dispenser, as shown and described.

DESCRIPTION
FIG. 1 is a front perspective view of a pet water dispenser showing my new design;
FIG. 2 is a back perspective view thereof;
FIG. 3 is a front view thereof;
FIG. 4 is a back view thereof;
FIG. 5 is a left side view thereof;
FIG. 6 is a right side view thereof;
FIG. 7 is a top view thereof; and,
FIG. 8 is a bottom view thereof.
The broken lines in the figures illustrate portions of the pet water dispenser that form no part of the claimed design.

1 Claim, 8 Drawing Sheets



(56)

References Cited

U.S. PATENT DOCUMENTS

D412,297 S * 7/1999 Roach D11/152
 6,079,361 A * 6/2000 Howell A01K 7/02
 119/52.1
 6,142,099 A * 11/2000 Lange, Jr. A01K 5/0142
 119/51.5
 6,192,792 B1 * 2/2001 Gremillion A47J 43/18
 99/347
 D441,315 S * 5/2001 Huffman D11/143
 D444,676 S * 7/2001 Murphy D7/553.6
 D457,692 S 5/2002 Skurdalsvold
 D587,529 S * 3/2009 Pratt D7/553.8
 D681,887 S * 5/2013 Fang D30/132
 D681,888 S * 5/2013 Fang D30/132
 D689,245 S * 9/2013 Rowe D30/132
 D694,477 S * 11/2013 Rowe D30/132
 D704,389 S * 5/2014 Fang D30/132
 D704,390 S * 5/2014 Tan D30/132
 D704,392 S * 5/2014 Fang D30/132
 D704,903 S * 5/2014 Fang D30/132

D733,366 S * 6/2015 Poisson D30/132
 D738,579 S * 9/2015 Owens D30/132
 D764,117 S * 8/2016 Fang D30/132
 D801,595 S * 10/2017 Oates D30/132
 D819,898 S * 6/2018 Poisson D30/132
 D820,534 S * 6/2018 Huang D30/132
 D856,605 S * 8/2019 He D30/132
 D856,606 S * 8/2019 He D30/132
 2004/0200359 A1 * 10/2004 Snider A47J 27/04
 99/446
 2006/0174838 A1 * 8/2006 Plante A01K 7/02
 119/74
 2010/0050950 A1 * 3/2010 Graves A01K 7/005
 119/81
 2011/0067638 A1 * 3/2011 Lipscomb A01K 7/02
 119/74
 2015/0230638 A1 * 8/2015 Jagger A47G 19/10
 220/574
 2017/0245465 A1 * 8/2017 Oates B65D 21/0234
 2019/0208745 A1 * 7/2019 Milsom A01K 7/022
 2019/0239475 A1 * 8/2019 He A01K 7/005
 2019/0239476 A1 * 8/2019 Mai A01K 7/02

* cited by examiner

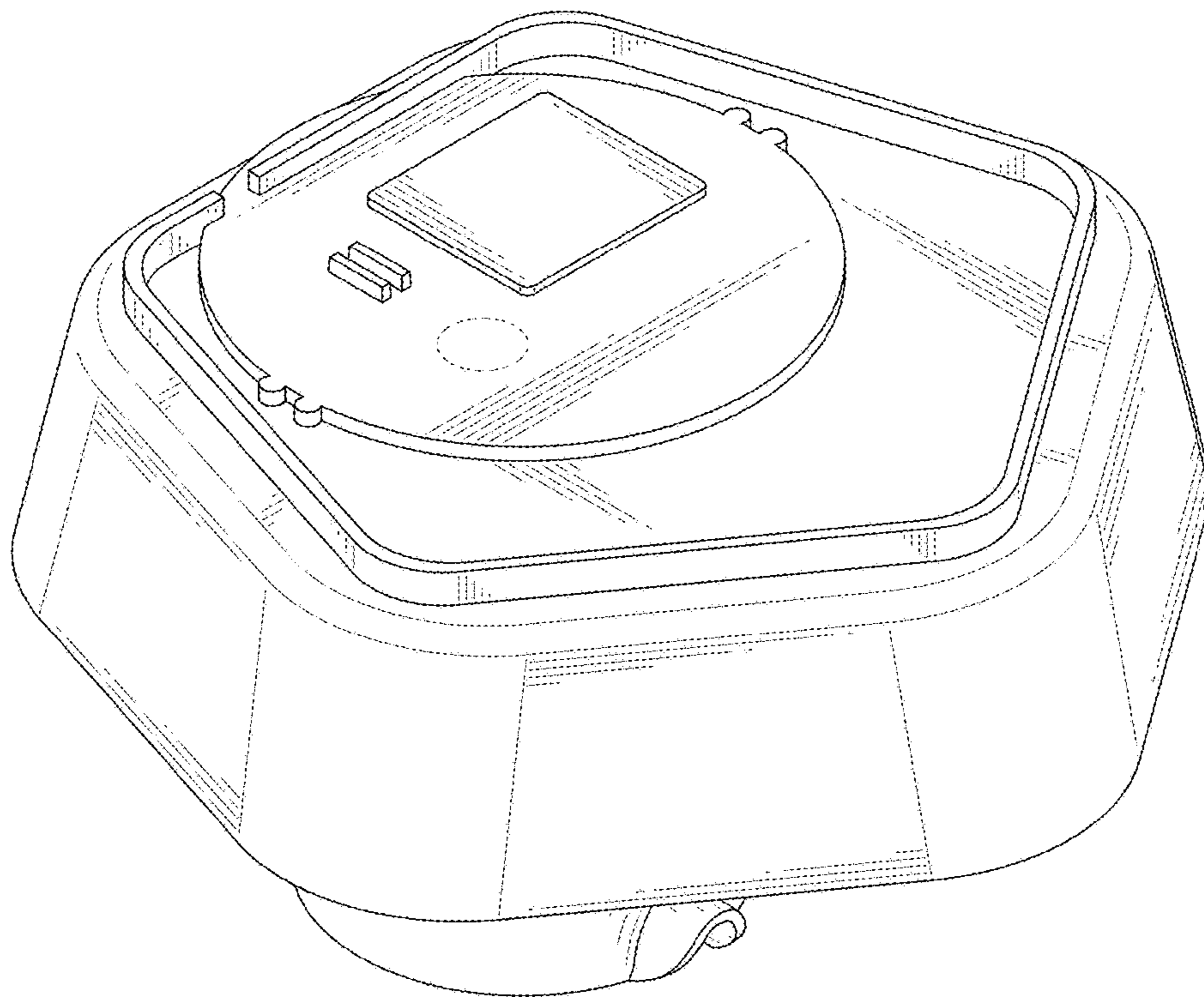


FIG. 1

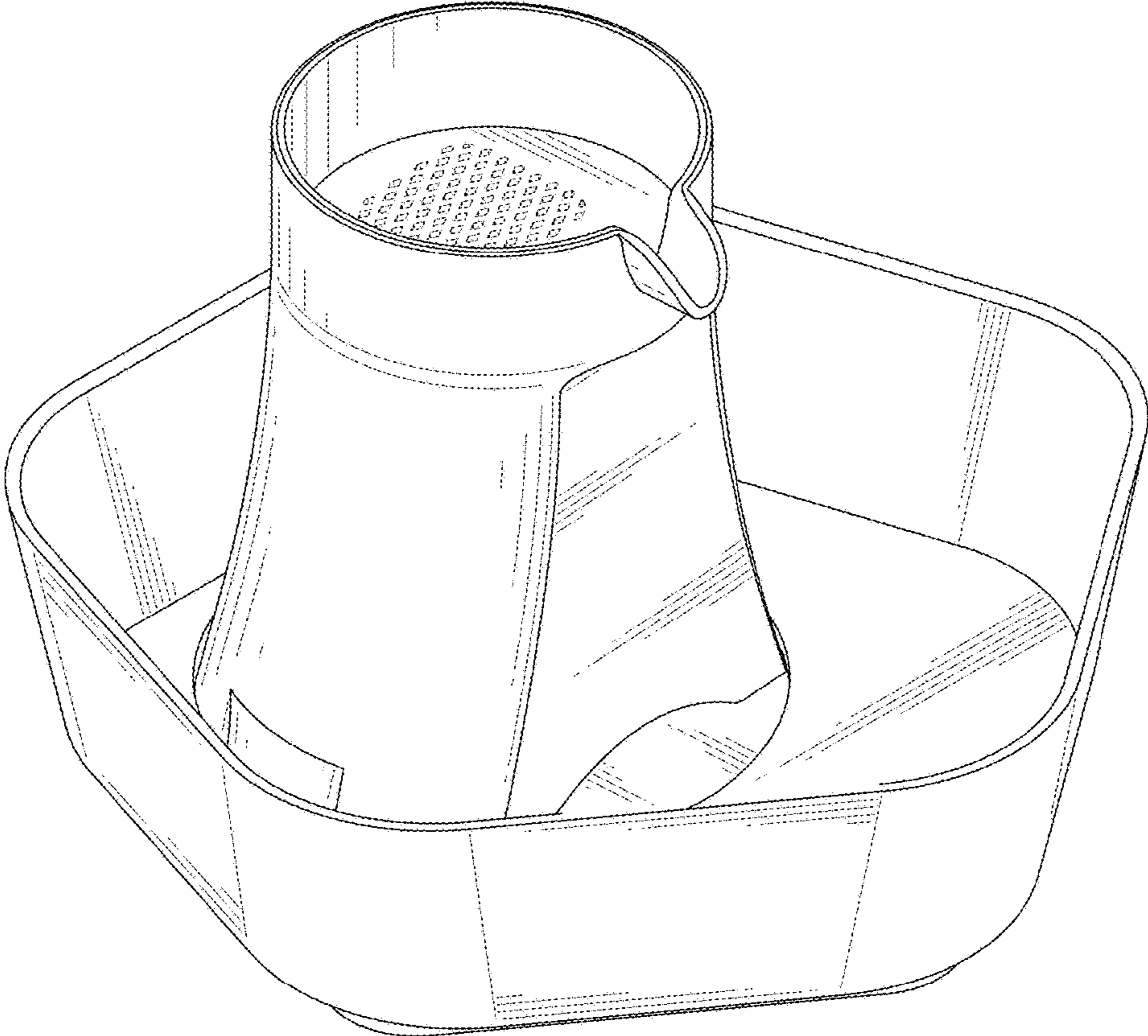


FIG. 2

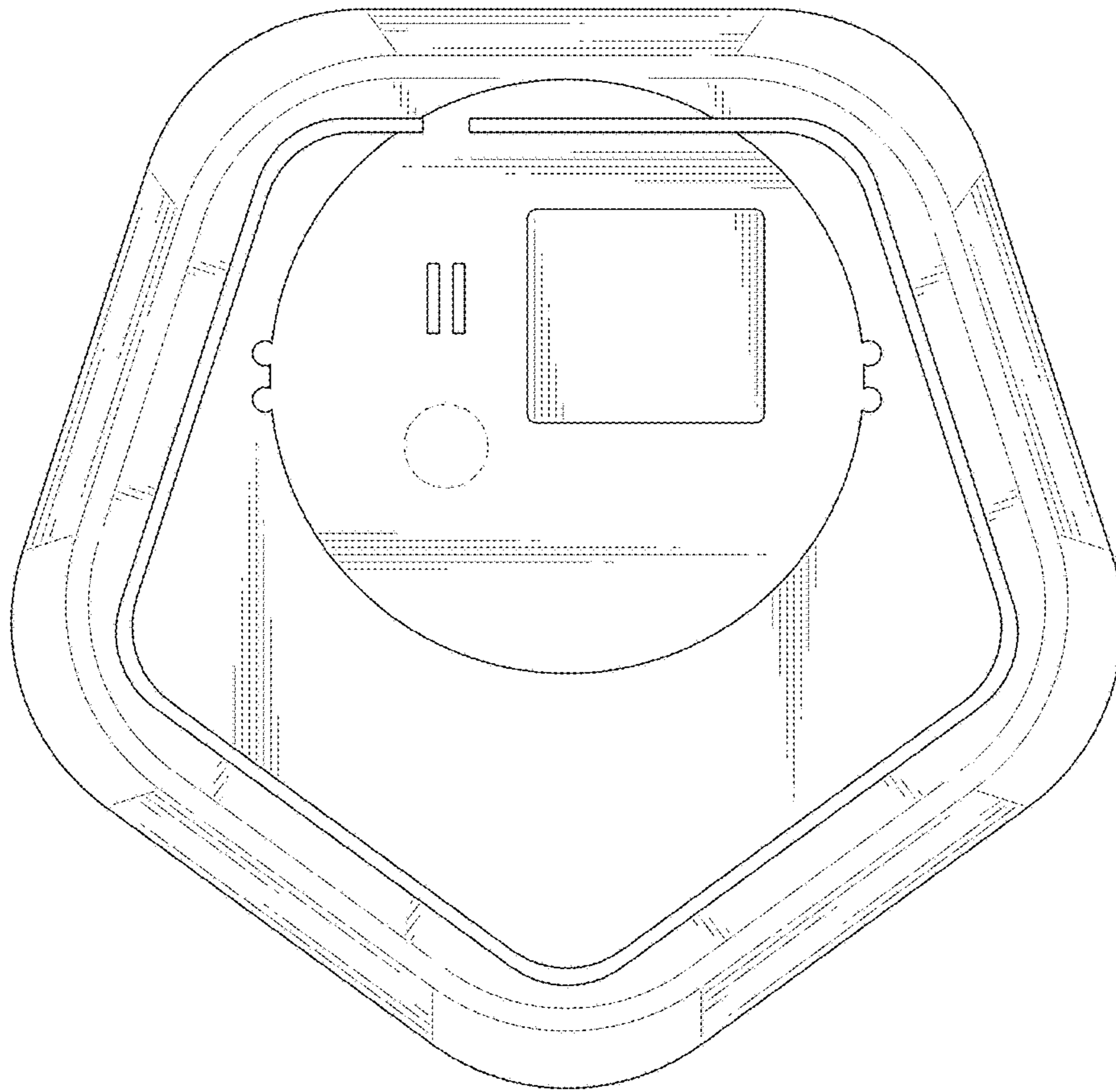


FIG. 3

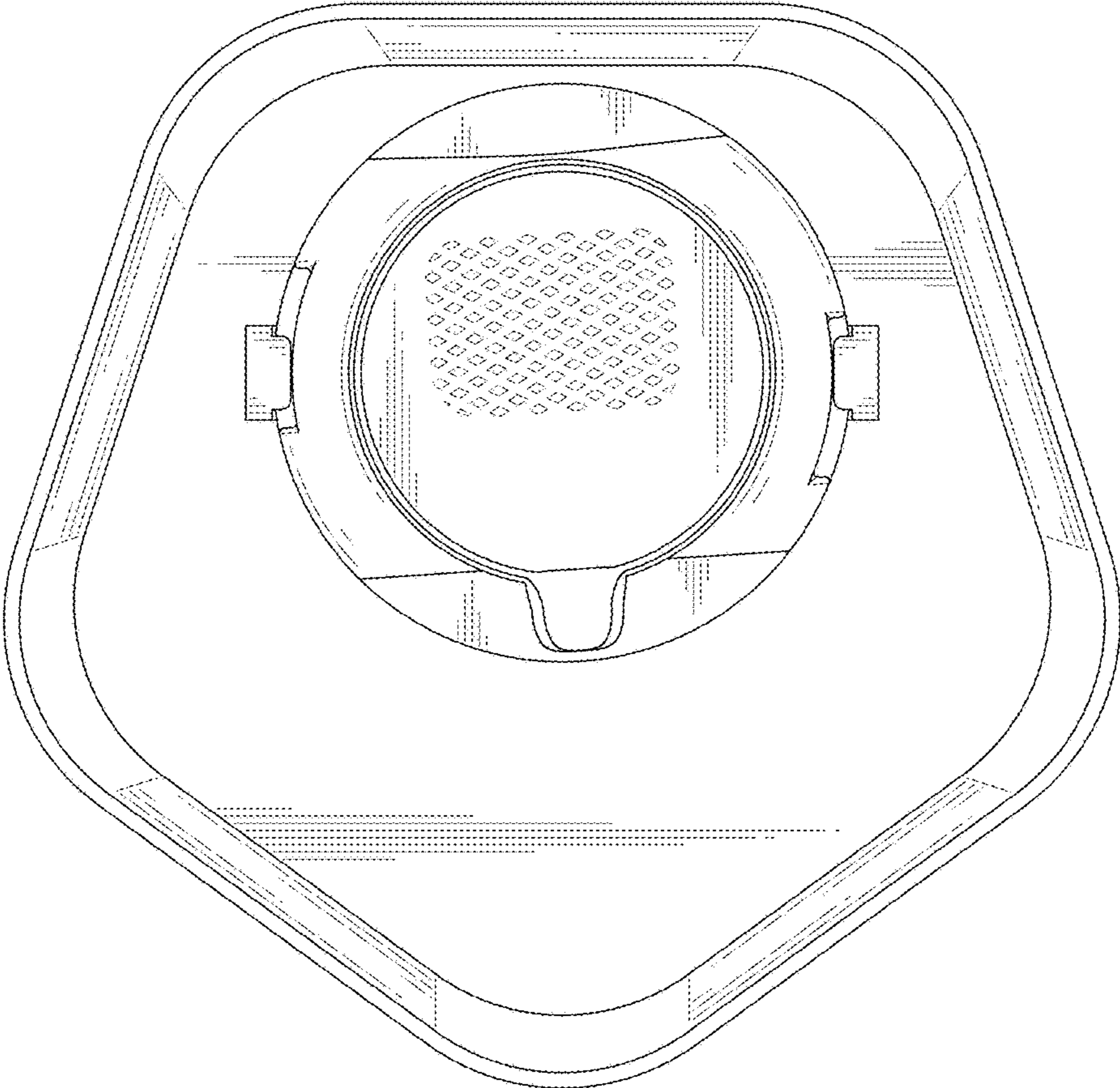


FIG. 4

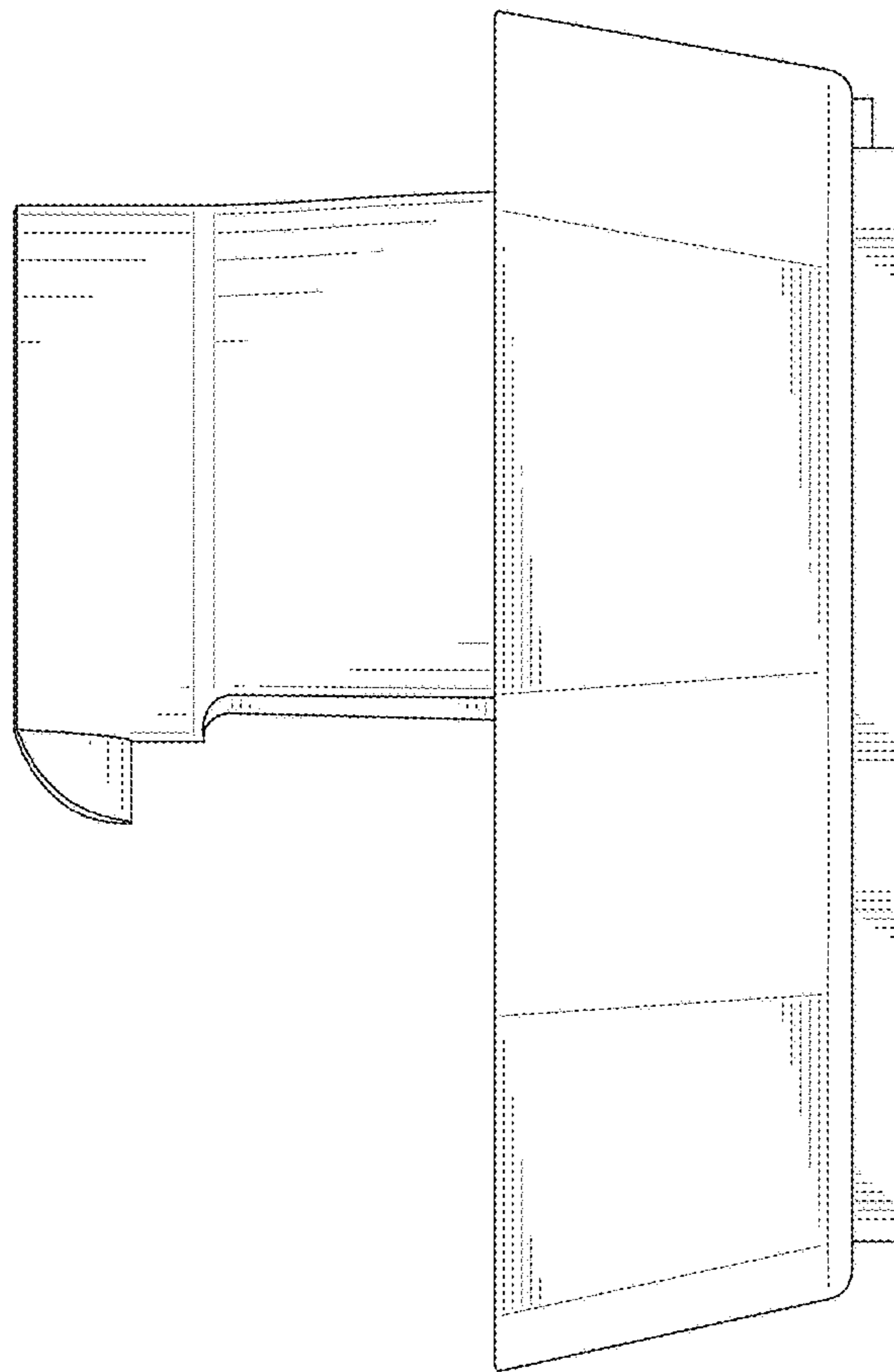


FIG. 5




FIG. 6

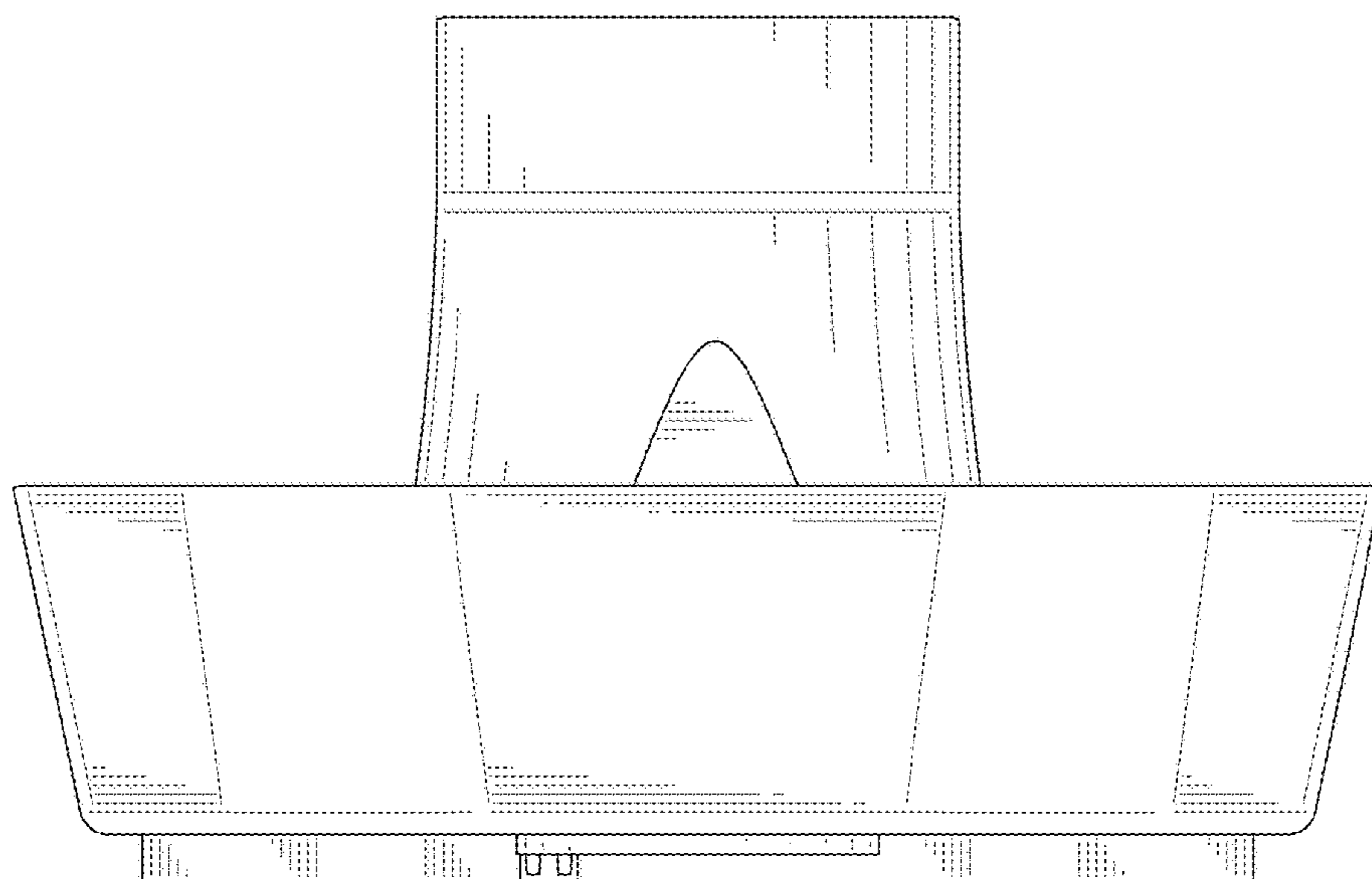


FIG. 7

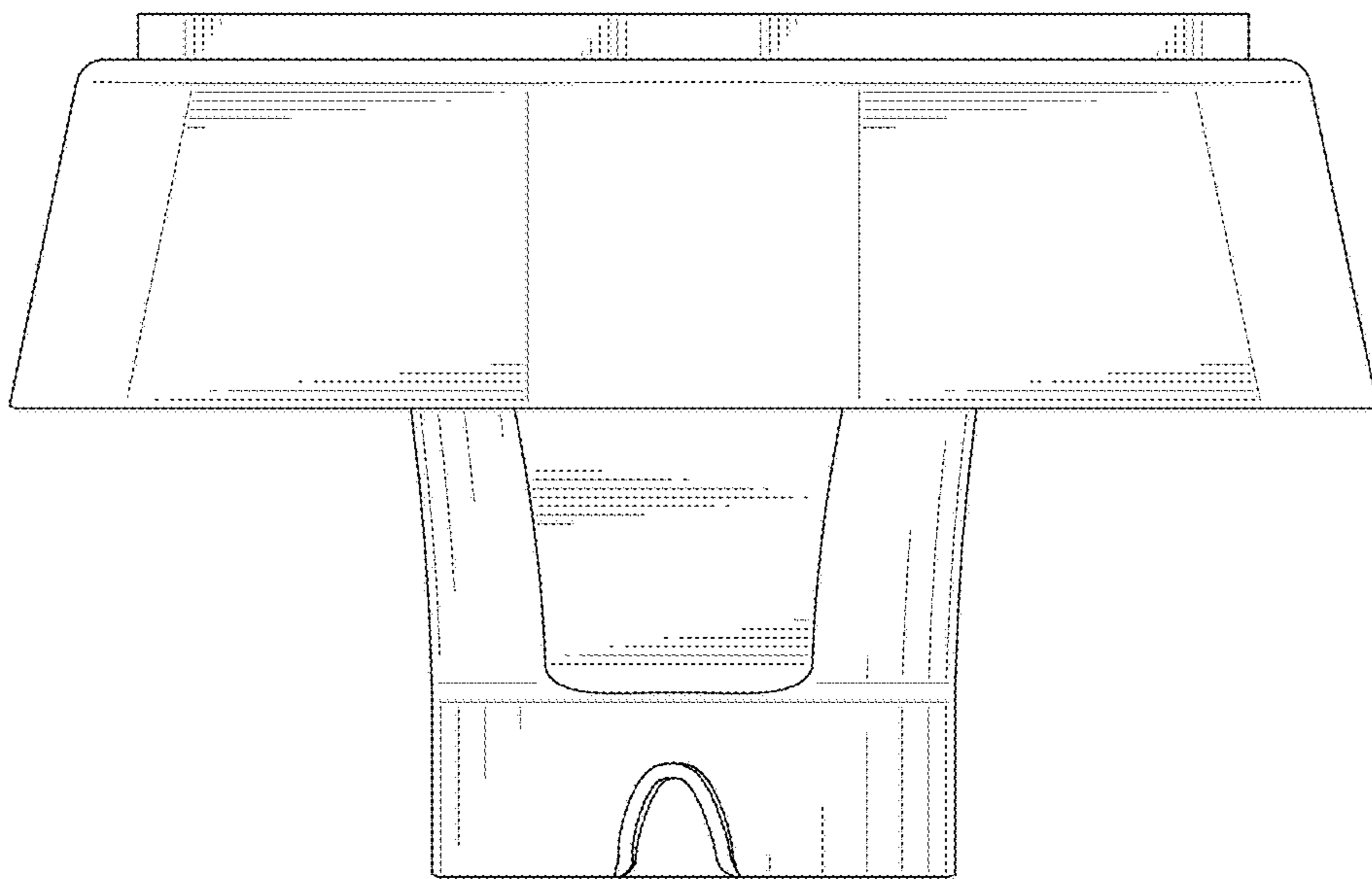


FIG. 8