



US00D871678S

(12) **United States Design Patent** (10) **Patent No.:** **US D871,678 S**
Roby et al. (45) **Date of Patent:** **** Dec. 31, 2019**

(54) **SHIN GUARD PLATE**

(71) Applicant: **Sirchie Acquisition Company, LLC.**,
Youngsville, NC (US)

(72) Inventors: **John Roby**, Youngsville, NC (US);
Jason Emerline, Raleigh, NC (US);
Andrew Mariella, Raleigh, NC (US);
Thomas Africa, Lebanon, OH (US);
Kevin Vititoe, Westerville, OH (US);
Sherry Jones, Pataskala, OH (US)

(73) Assignee: **SIRCHIE ACQUISITION**
COMPANY, LLC., Youngsville, NC
(US)

(**) Term: **15 Years**

(21) Appl. No.: **29/689,792**

(22) Filed: **May 1, 2019**

Related U.S. Application Data

(63) Continuation of application No. 29/649,650, filed on
May 31, 2018, now Pat. No. Des. 854,755, which is
a continuation of application No. 29/599,646, filed on
Apr. 5, 2017, now Pat. No. Des. 821,654.

(51) **LOC (12) Cl.** **29-02**

(52) **U.S. Cl.**
USPC **D29/120.1**

(58) **Field of Classification Search**
USPC D29/101.1, 101.3, 101.4, 101.5, 100,
D29/120.1, 121.1; 428/51, 131, 196;
D5/47, 54, 55, 56, 57; D6/582; D32/40;
442/327, 394; 451/523, 533, 537, 539;
D8/90
CPC A41D 13/015; A41D 13/0543; A63B
71/1225

See application file for complete search history.

(56) **References Cited**

U.S. PATENT DOCUMENTS

4,608,716 A	9/1986	Brumfield	
5,671,478 A *	9/1997	Yen	A63B 71/12 2/22
5,943,695 A *	8/1999	Yen	A63B 71/1225 2/16
D472,678 S	4/2003	Cho	
7,488,349 B2	2/2009	Einarsson	
D693,064 S *	11/2013	Dupree	D29/120.1
8,961,733 B2	2/2015	Dodd	
D779,740 S	2/2017	Ferrari et al.	
2004/0216213 A1	11/2004	Paciorkowski	
2007/0250977 A1	11/2007	Brown et al.	
2008/0134419 A1	6/2008	Kalaam et al.	

(Continued)

OTHER PUBLICATIONS

International Search Report dated Jun. 27, 2017 issued in related
PCT/US2017/026814.

Primary Examiner — Randall H Gholson

(74) *Attorney, Agent, or Firm* — McGuireWoods LLP

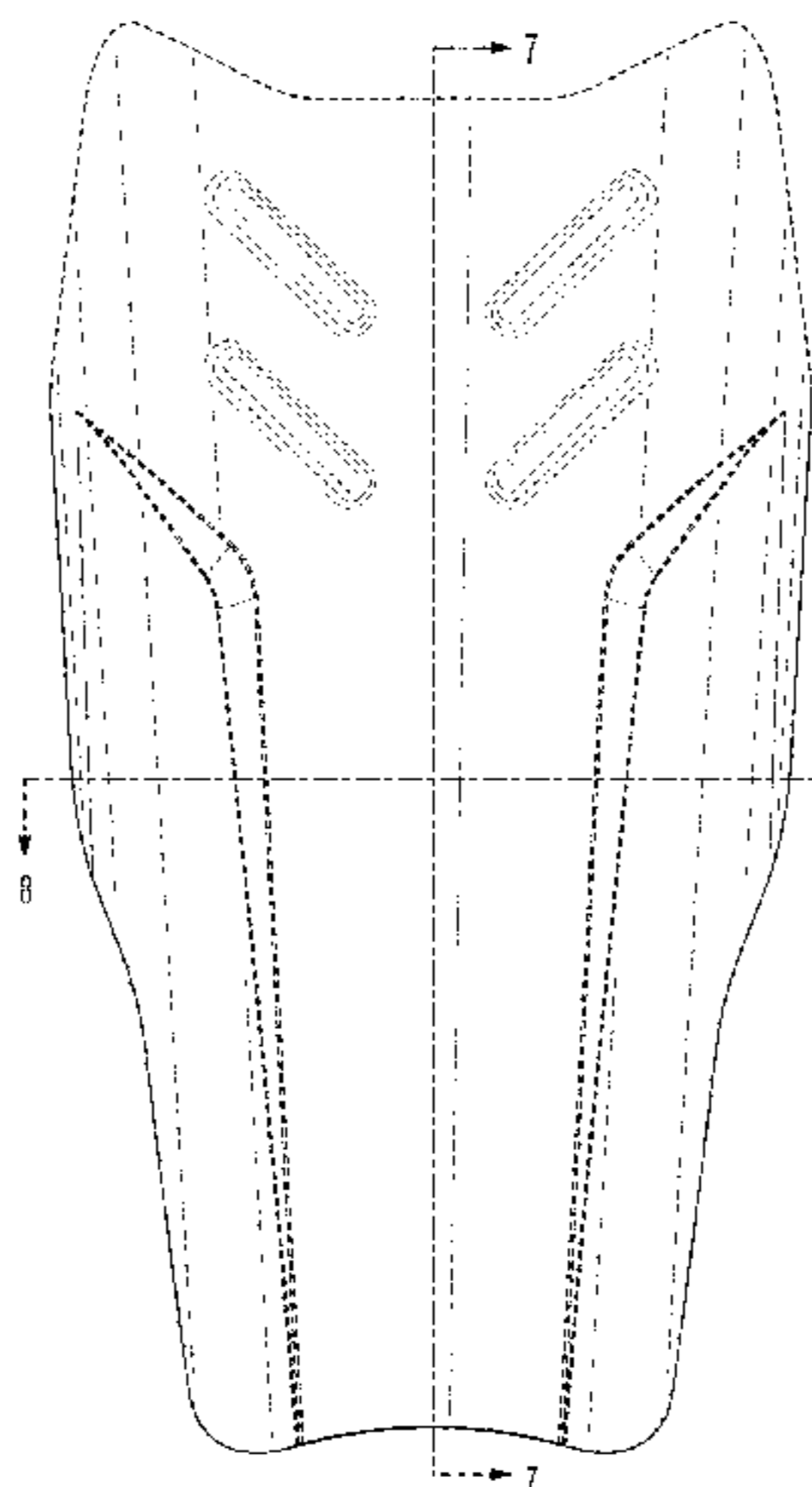
(57) **CLAIM**

We claim the ornamental design for a shin guard plate, as
shown and described.

DESCRIPTION

FIG. 1 is a front view of a shin guard plate;
FIG. 2 is a right side view of the shin guard plate;
FIG. 3 is a left side view of the shin guard plate;
FIG. 4 is a bottom view of the shin guard plate;
FIG. 5 is a top view of the shin guard plate;
FIG. 6 a back view of the shin guard plate; and
FIG. 7 is a sectional along 7-7 of the shin guard plate; and,
FIG. 8 is a sectional along 8-8 of the shin guard plate.
Any subject matter shown in dashed lines forms no part of
the claimed invention.

1 Claim, 7 Drawing Sheets



(56)

References Cited

U.S. PATENT DOCUMENTS

2009/0025126 A1 1/2009 Crossman et al.
2011/0231985 A1 9/2011 Bishop

* cited by examiner

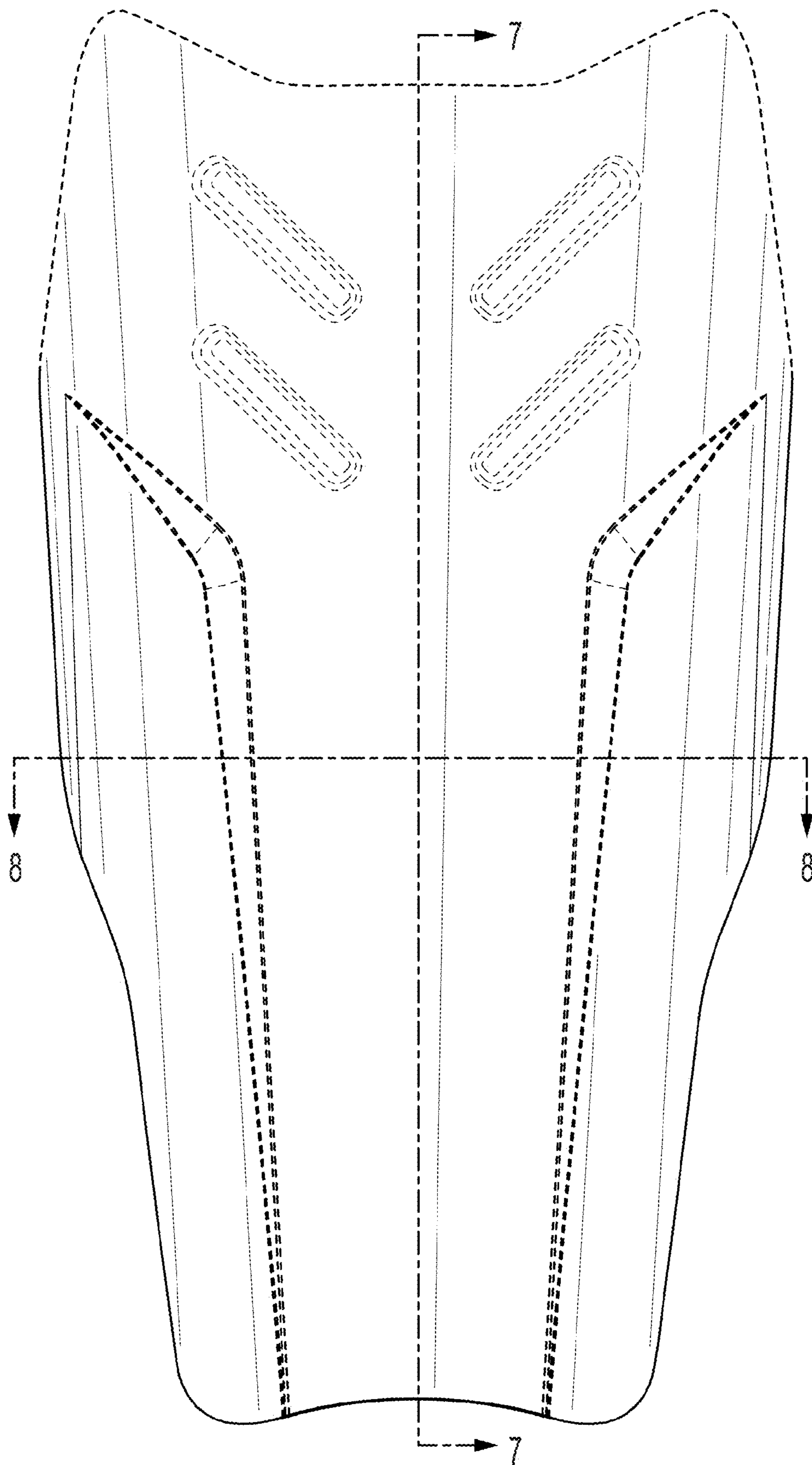


FIG. 1

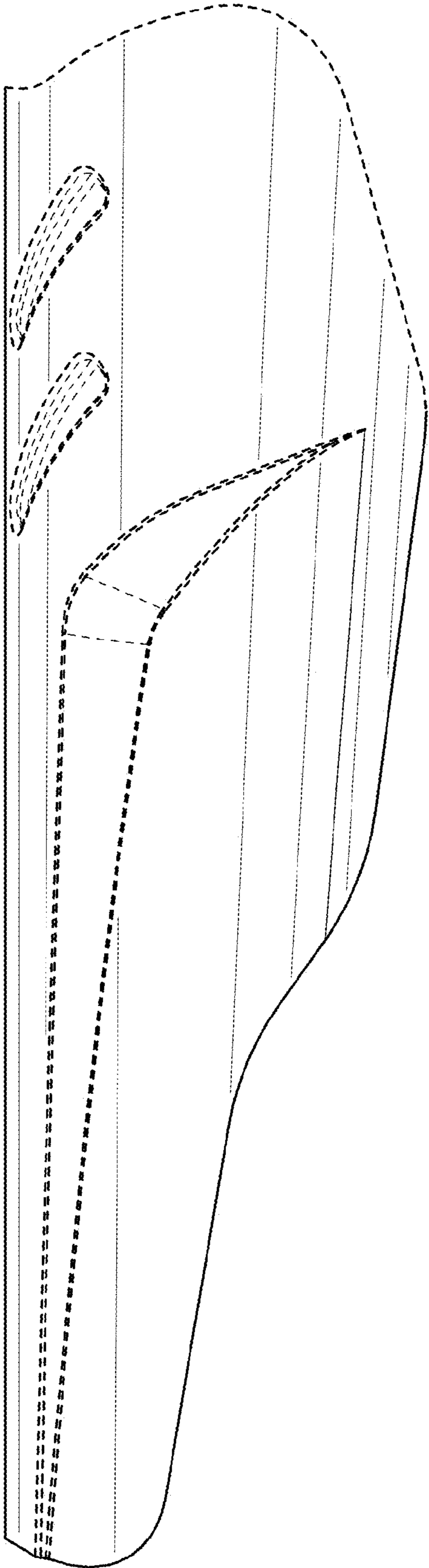


FIG. 2

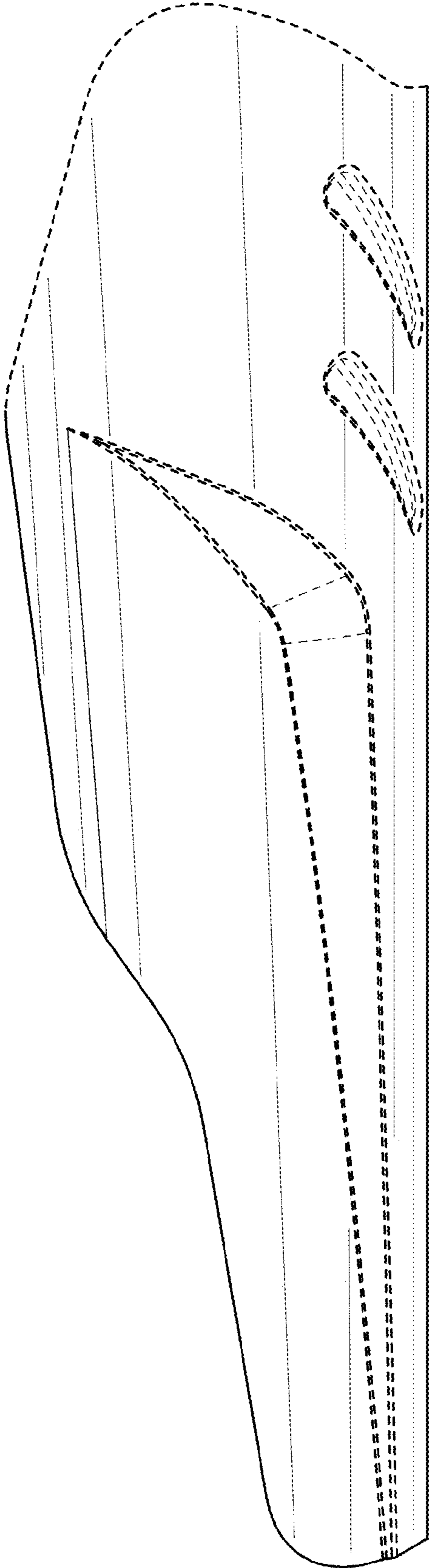


FIG. 3

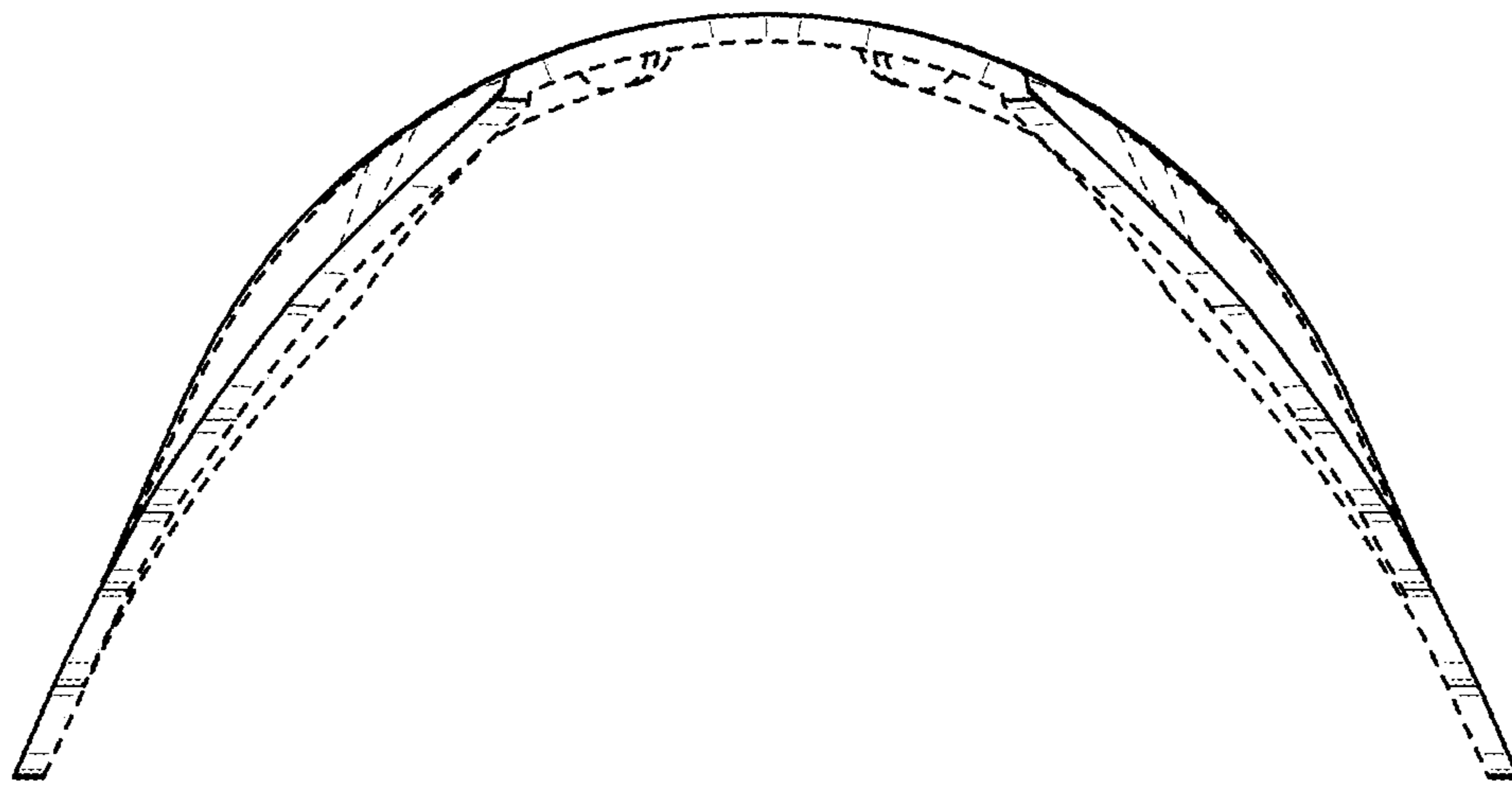


FIG. 4

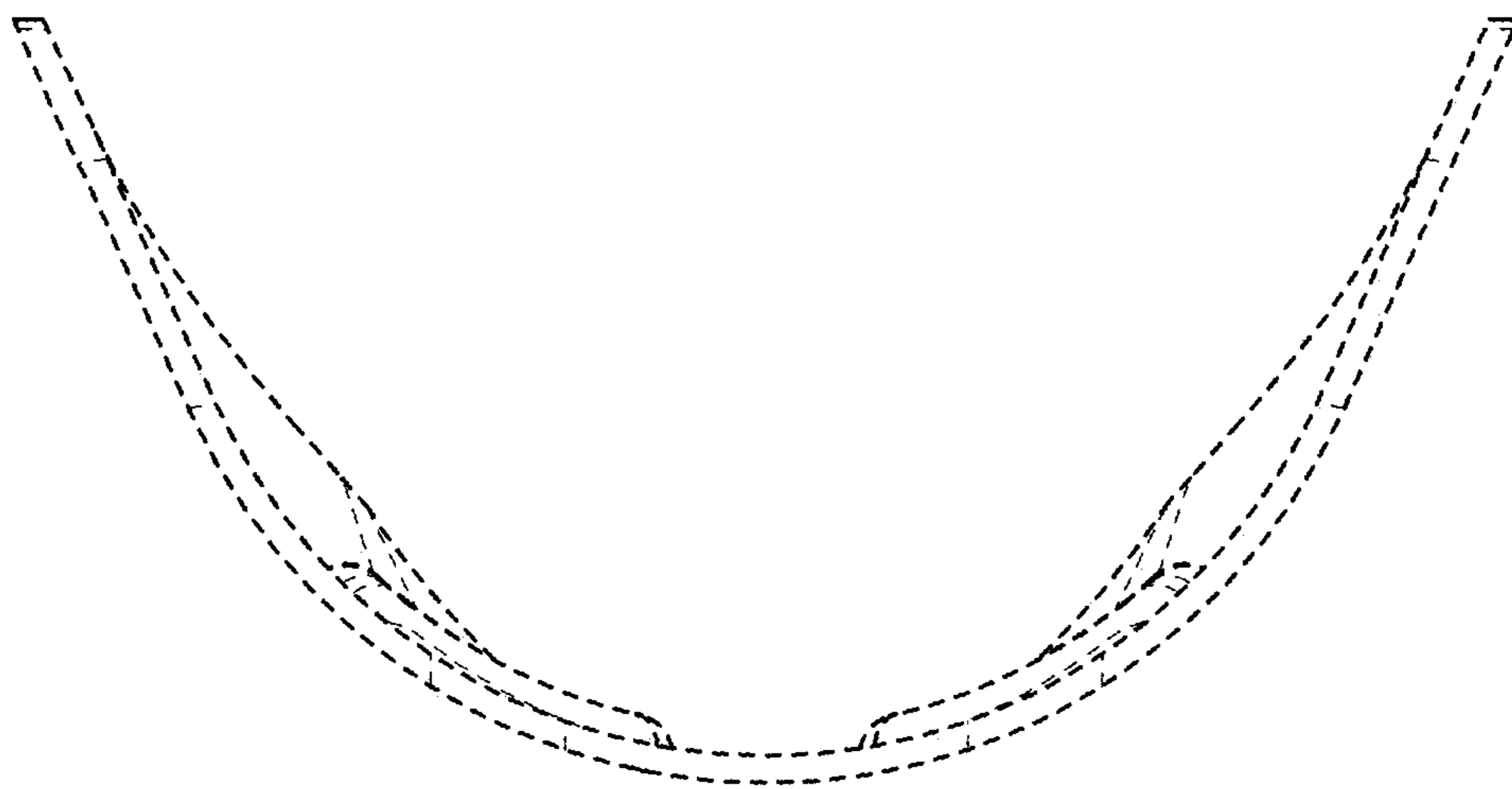


FIG. 5

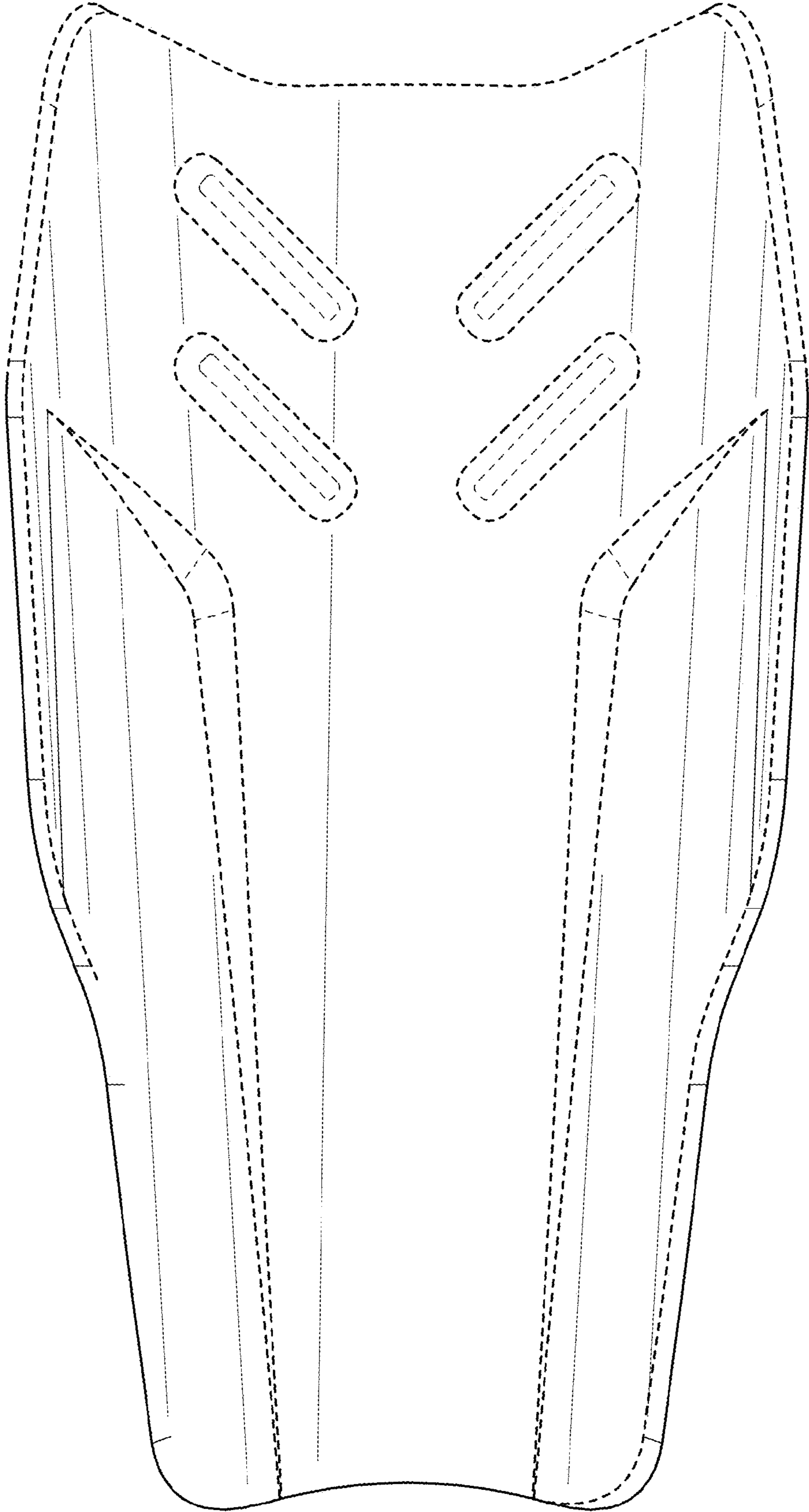


FIG. 6

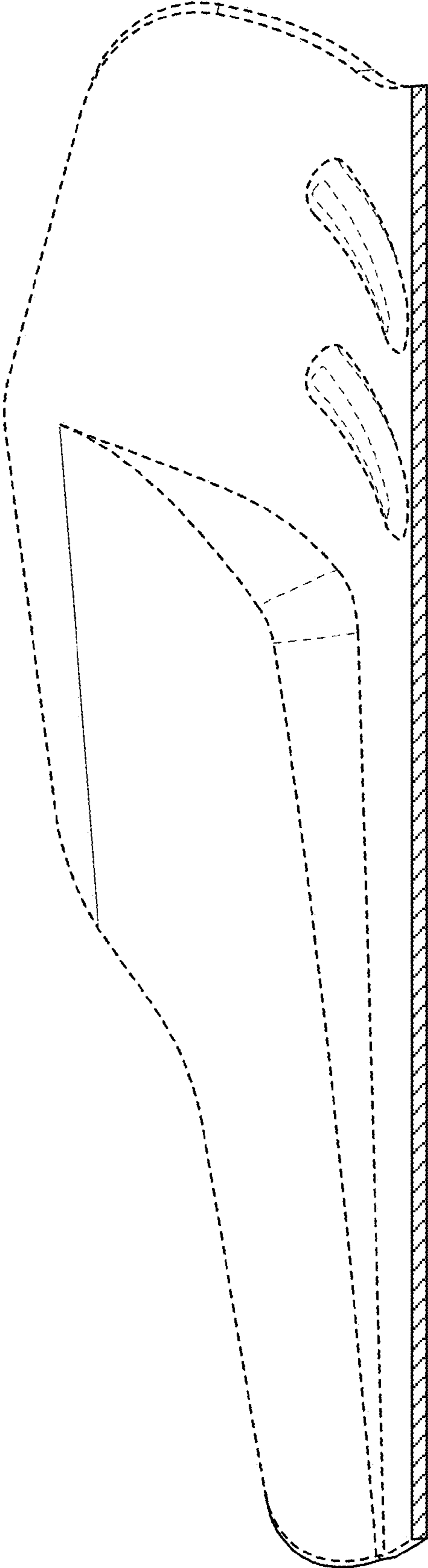


FIG. 7

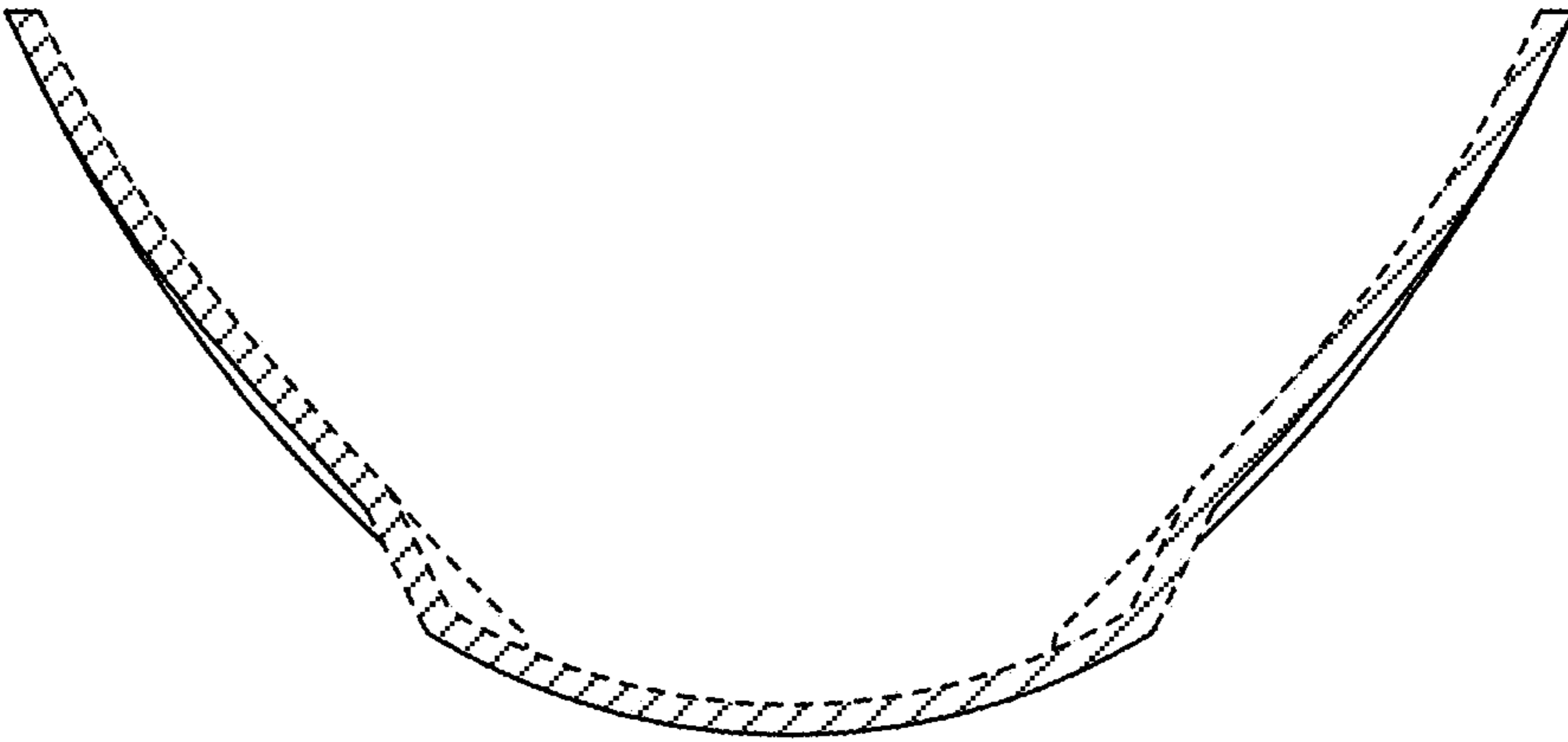


FIG. 8