



US00D871670S

(12) **United States Design Patent** (10) **Patent No.:** **US D871,670 S**  
**Choi** (45) **Date of Patent:** **\*\* Dec. 31, 2019**

(54) **EYE LINER**  
(71) Applicant: **OUTINFUTURES CO., LTD.**, Seoul (KR)  
(72) Inventor: **Young wook Choi**, Seoul (KR)  
(73) Assignee: **OUTINFUTURES CO., LTD.**, Gangnam-Gu, Seoul (KR)  
(\*\*) Term: **15 Years**  
(21) Appl. No.: **29/645,446**  
(22) Filed: **Apr. 26, 2018**

(30) **Foreign Application Priority Data**  
Oct. 26, 2017 (KR) ..... 30-2017-0049783  
(51) **LOC (12) Cl.** ..... **28-02**  
(52) **U.S. Cl.**  
USPC ..... **D28/7**  
(58) **Field of Classification Search**  
USPC ..... D28/7, 73, 85, 86; D24/105, 108, 112, D24/137; D9/723, 724; D19/117, 120, D19/115, 116, 119, 101  
CPC ..... A45D 2200/1072; A45D 2200/10; A45D 34/00; A45D 34/04; B43K 27/00; B43K 27/08  
See application file for complete search history.

(56) **References Cited**  
U.S. PATENT DOCUMENTS  
D628,741 S \* 12/2010 Uehara ..... D28/7  
D634,478 S \* 3/2011 Kolas ..... D28/77  
D653,805 S \* 2/2012 Tani ..... D28/7

D686,367 S \* 7/2013 Ruiz, Sr. .... D28/7  
D693,059 S \* 11/2013 Tani ..... D28/7  
D717,995 S \* 11/2014 Thompson ..... A45D 34/04  
D778,495 S \* 2/2017 Ooba ..... D28/7  
D778,496 S \* 2/2017 Ooba ..... D28/7  
D782,730 S \* 3/2017 Zhang ..... D28/7  
D808,822 S \* 1/2018 Villarreal ..... D9/724  
D812,294 S \* 3/2018 Wilson ..... D28/7  
D844,893 S \* 4/2019 Huchet ..... D28/7  
D847,420 S \* 4/2019 Huchet ..... D28/7  
2014/0376984 A1 \* 12/2014 Villarreal ..... A45D 34/04  
401/2  
2016/0286936 A1 \* 10/2016 Ashburn ..... A45D 40/30  
2018/0140072 A1 \* 5/2018 Chen ..... A45D 34/04


\* cited by examiner

*Primary Examiner* — Susan Bennett Hattan  
*Assistant Examiner* — Rebecca Tsehaye  
(74) *Attorney, Agent, or Firm* — Muncy, Geissler, Olds & Lowe, P.C.

(57) **CLAIM**  
The ornamental design for an eye liner, as shown and described.

**DESCRIPTION**  
FIG. 1 is a Perspective view of an eye liner showing my new design;  
FIG. 2 is a Front elevational view thereof;  
FIG. 3 is a Right side view thereof;  
FIG. 4 is a Left side view thereof;  
FIG. 5 is a Rear elevational view thereof; and,  
FIG. 6 is an enlarged Top plan view thereof.  
The broken lines in the drawings depict portions of the eye liner that form no part of the claimed design.

**1 Claim, 6 Drawing Sheets**






FIG. 1

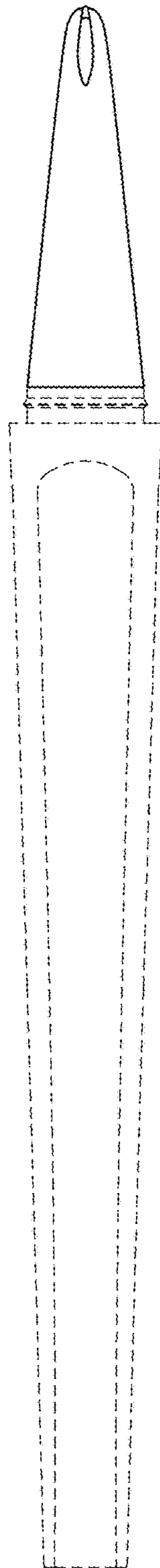


FIG. 2

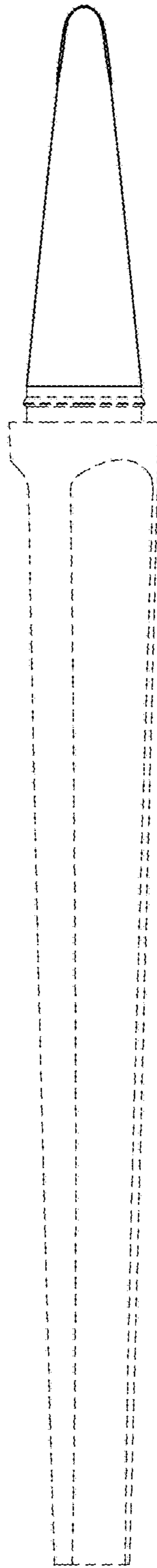


FIG. 3

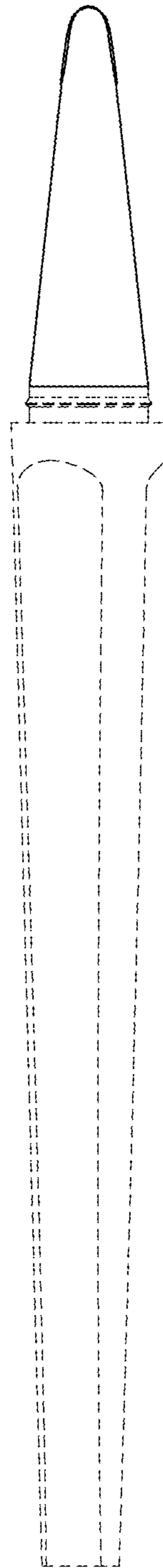


FIG. 4

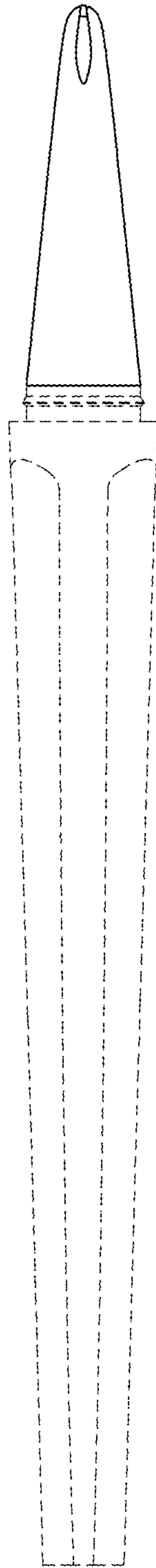


FIG. 5

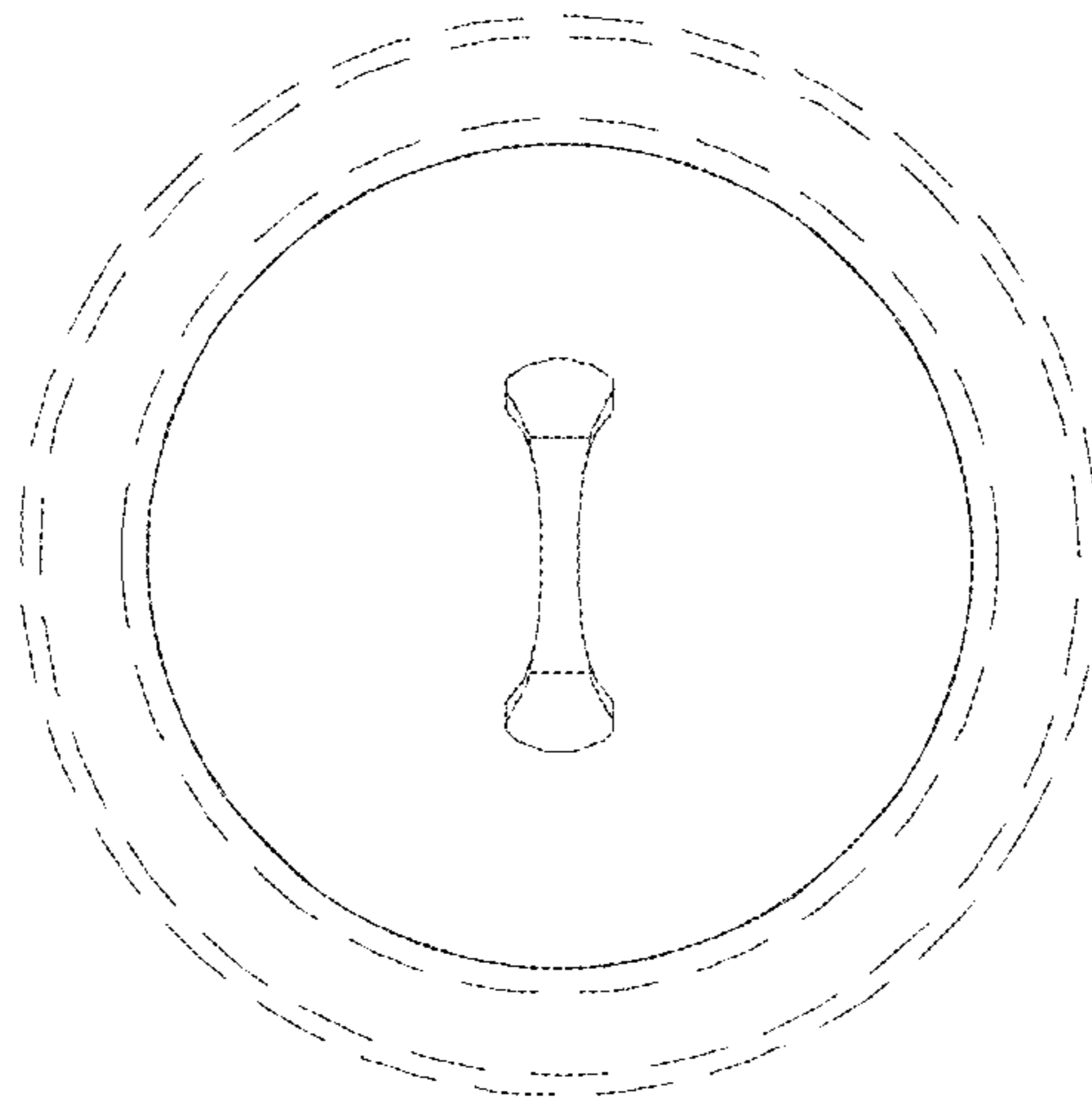


FIG. 6