

US00D871649S

(12) **United States Design Patent** (10) **Patent No.:** **US D871,649 S**
Meise (45) **Date of Patent:** **** Dec. 31, 2019**

(54) **LUMINAIRE**
(71) Applicant: **Axel & Susann Meise**
Beteiligungsgesellschaft mbH,
Starnberg (DE)
(72) Inventor: **Axel Meise, München (DE)**
(73) Assignee: **Axel & Susann Meise**
Beteiligungsgesellschaft mbH,
Starnberg (DE)
(**) Term: **15 Years**
(21) Appl. No.: **29/663,257**
(22) Filed: **Sep. 13, 2018**
(30) **Foreign Application Priority Data**
Mar. 14, 2018 (EM) 0047755890-0002
(51) **LOC (12) Cl.** **26-05**
(52) **U.S. Cl.**
USPC **D26/107**
(58) **Field of Classification Search**
USPC ... D26/1, 22, 24, 61, 62, 63, 65, 71, 89, 93,
D26/104, 105, 106, 107, 108, 109, 110,
D26/113
CPC .. F21V 33/0024; F21V 33/0048; F21V 21/00;
F21V 21/02; F21V 21/26; F21V 21/30;
F21S 8/08; F21S 8/003; F21S 8/043;
F21S 6/00; F21S 6/043; F31W 2131/30;
F31W 2131/301; F31W 2131/402
See application file for complete search history.

(56) **References Cited**
U.S. PATENT DOCUMENTS
D325,997 S * 5/1992 Dieperink D26/107
D450,408 S * 11/2001 Wang D26/109
D620,165 S * 7/2010 Huang D26/63

D637,332 S * 5/2011 Lee D26/63
D639,489 S * 6/2011 Huang D26/93
D641,916 S * 7/2011 Witsch D26/61
D665,938 S * 8/2012 Kim D26/63
D690,044 S * 9/2013 Ng D26/65
D690,045 S * 9/2013 Ng D26/65
D690,861 S * 10/2013 Huang D26/65
D696,806 S * 12/2013 Duquette D26/71
D726,361 S * 4/2015 Rischau D26/107
D729,964 S * 5/2015 Huh D26/63
D733,955 S * 7/2015 Ng D26/107
D743,614 S * 11/2015 Ng D26/107
D753,861 S * 4/2016 Yong Joon D26/63
D754,901 S * 4/2016 Recor D26/63
D758,631 S * 6/2016 Cai D26/63
D804,071 S * 11/2017 Xu D26/63
D804,704 S * 12/2017 Xia D26/107
D822,879 S * 7/2018 Hodgson D26/108
D840,583 S * 2/2019 Yu D26/107
2013/0306060 A1 * 11/2013 Cota A61M 16/0825
128/200.14

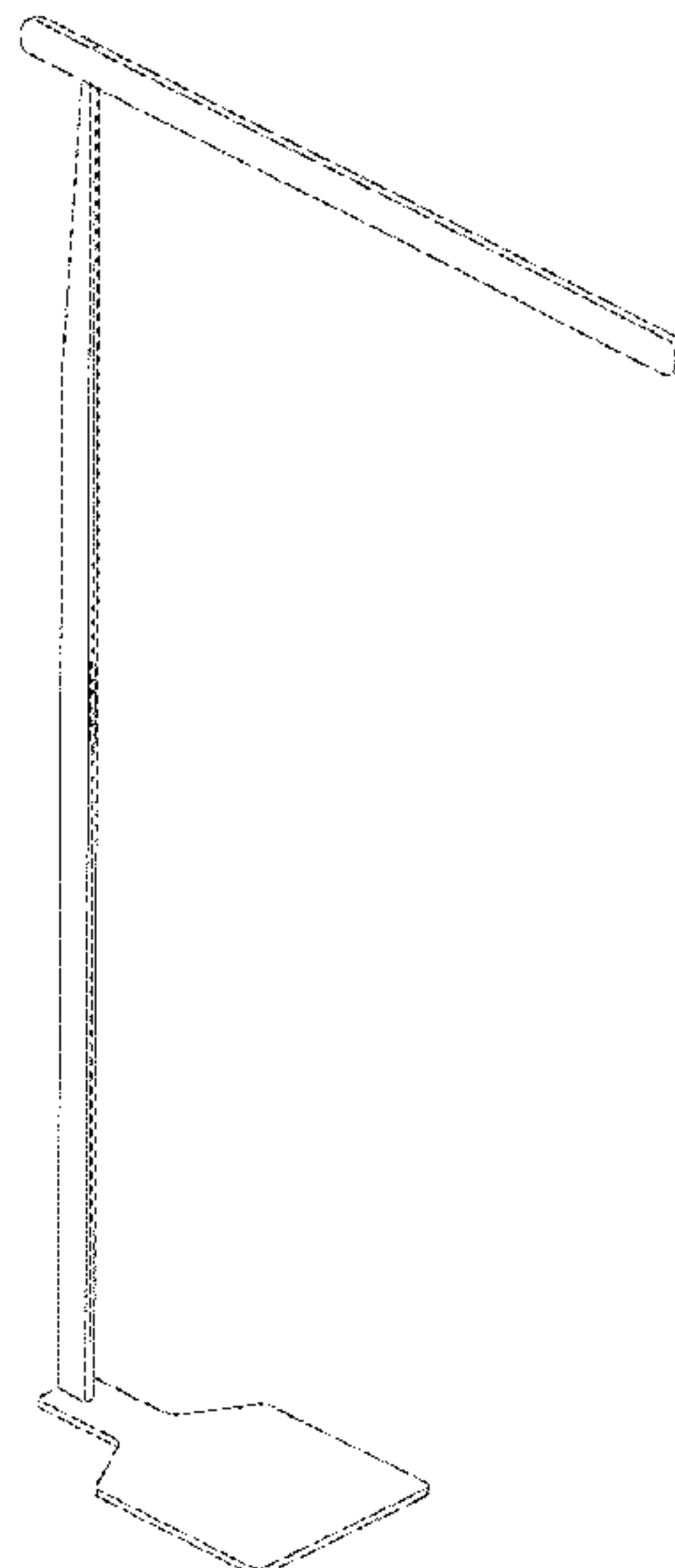
* cited by examiner

Primary Examiner — Wan Laymon
Assistant Examiner — Clint A Samuel
(74) *Attorney, Agent, or Firm* — Winstead PC

(57) **CLAIM**
The ornamental design for a luminaire, as shown and described.

DESCRIPTION
FIG. 1 is a perspective view of a luminaire in accordance with the design;
FIG. 2 is a top plan view thereof;
FIG. 3 is a bottom plan view thereof;
FIG. 4 is a front plan view thereof;
FIG. 5 is a back plan view thereof;
FIG. 6 is a left side plan view thereof; and,
FIG. 7 is a right side plan view thereof.

1 Claim, 7 Drawing Sheets






FIG. 1

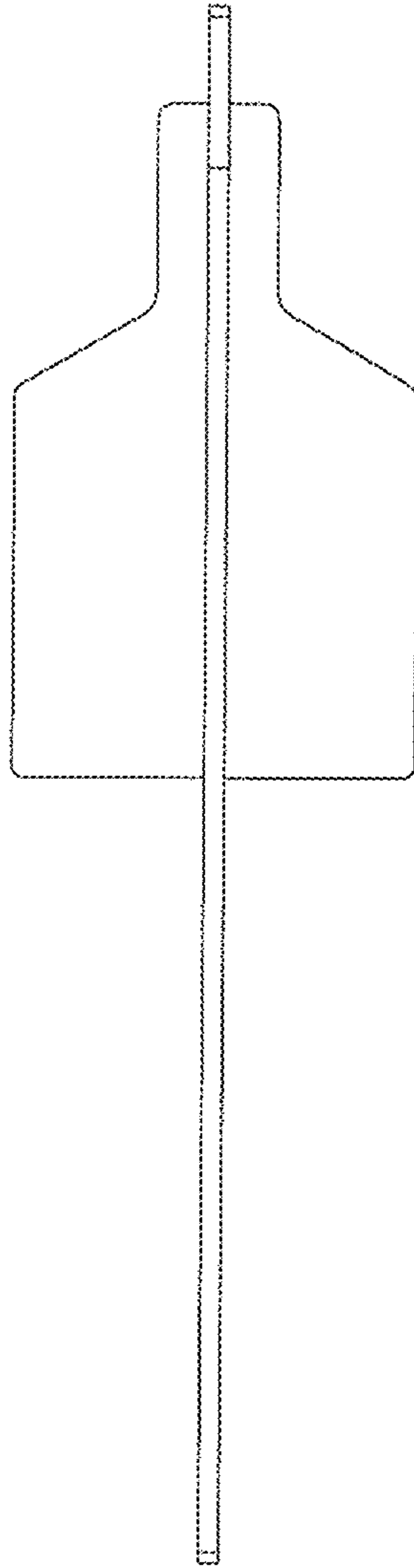


FIG. 2

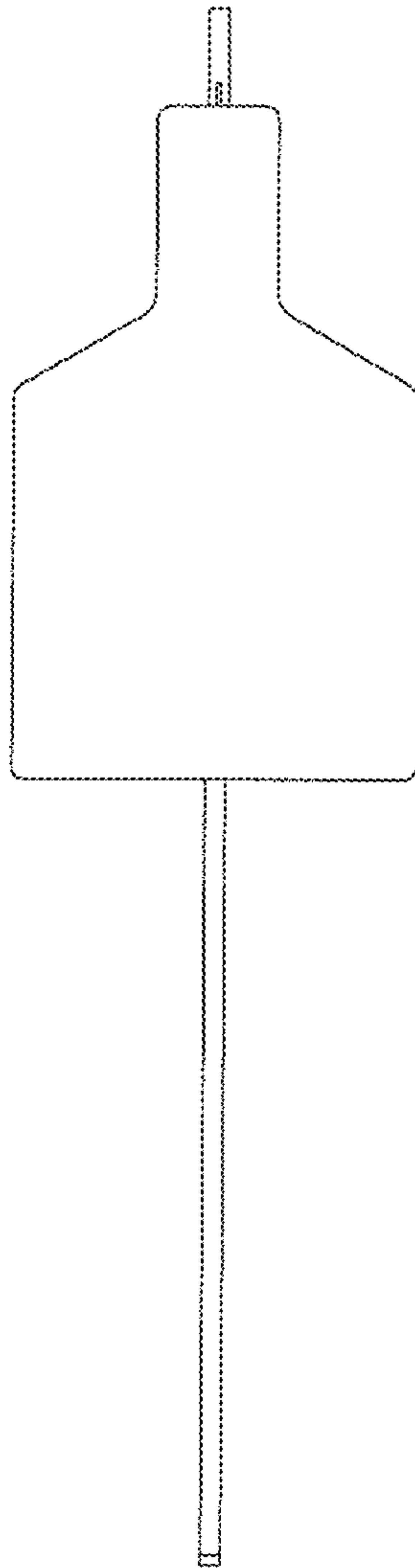
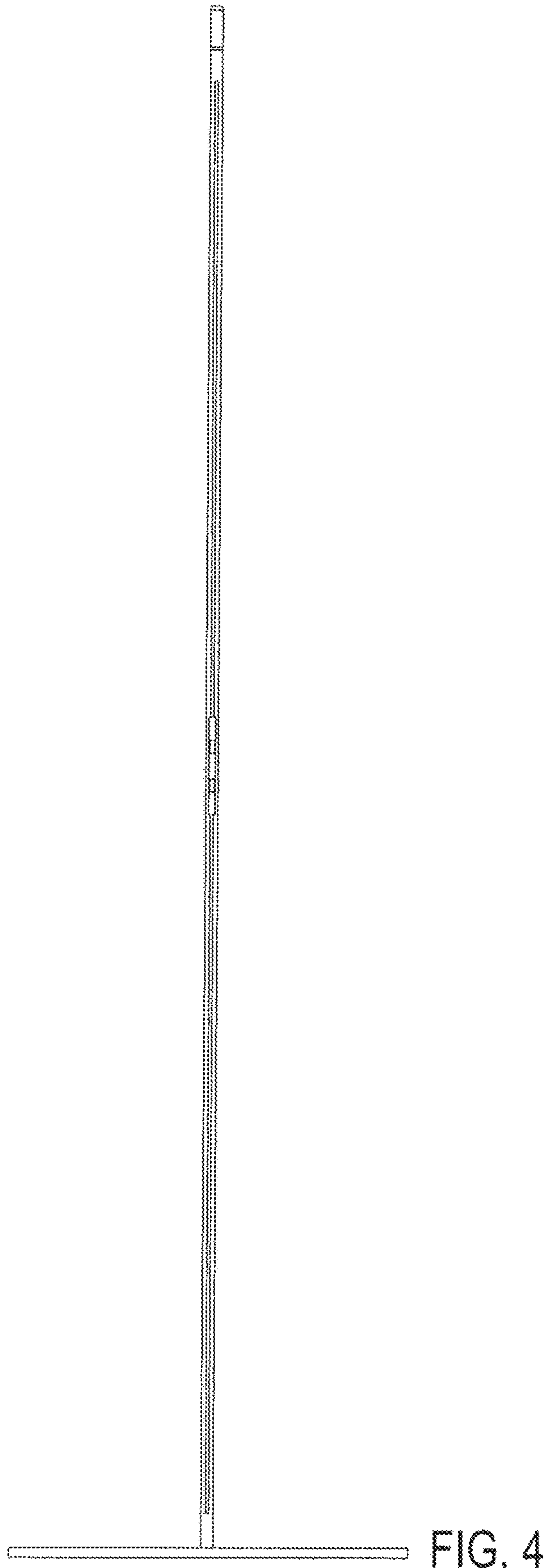



FIG. 3








FIG. 6




FIG. 7