



US00D871640S

(12) **United States Design Patent**
Liu

(10) **Patent No.:** **US D871,640 S**
(45) **Date of Patent:** **** Dec. 31, 2019**

(54) **ANTENNA WHIP LIGHT**

(71) Applicant: **Luffy Zongxian Liu**, Chino, CA (US)

(72) Inventor: **Luffy Zongxian Liu**, Chino, CA (US)

(**) Term: **15 Years**

(21) Appl. No.: **29/703,013**

(22) Filed: **Aug. 23, 2019**

(51) **LOC (12) Cl.** **26-03**

(52) **U.S. Cl.**

USPC **D26/51**

(58) **Field of Classification Search**

USPC D26/25, 51, 60; D14/230, 234

CPC F21S 8/035; F21S 10/005; F21V 23/06;

F21V 23/0442; F21W 2121/00; H01R

2103/00; G02B 6/0008; G02B 6/04;

G02B 6/02; G02B 6/0006

See application file for complete search history.

(56) **References Cited**

U.S. PATENT DOCUMENTS

D242,863 S * 12/1976 Middlemark D14/234

D270,054 S * 8/1983 Spycher D14/234

D309,736 S * 8/1990 Charet D14/230

D550,876 S * 9/2007 Thuma D26/60

D807,541 S * 1/2018 Soofer D26/25

D863,271 S * 10/2019 Zhang D14/234

OTHER PUBLICATIONS

R.J.VON Bike Led Antenna Light Red Color Big (L-71 cm)
for—Royal Enfield Bullet Thunder Bird 350, <https://www.amazon>.

in/R-J-VON-Bike-Antenna-Light-Color/dp/B07DBRF6KZ?tag=googinhydr18418-21.

* cited by examiner

Primary Examiner — Brian N. Vinson

(74) *Attorney, Agent, or Firm* — Wayne V. Harper

(57) **CLAIM**

I claim the ornamental design for an antenna whip light, as shown and described.

DESCRIPTION

FIG. 1 is a Perspective view of an antenna whip light showing my new design;

FIG. 2 is a Front view of the antenna whip light as shown in FIG. 1;

FIG. 3 is a Back view of the antenna whip light as shown in FIG. 1;

FIG. 4 is a Left-side view of the antenna whip light as shown in FIG. 1;

FIG. 5 is a Right-side view of the antenna whip light as shown in FIG. 1;

FIG. 6 is a Top view of the antenna whip light as shown in FIG. 1;

FIG. 7 is a Bottom view of the antenna whip light as shown in FIG. 1; and,

FIG. 8 is an enlarge scale as compared with of the antenna whip light as shown in FIG. 1.

The broken lines are only for environmental purposes and form no part of the claimed design.

1 Claim, 7 Drawing Sheets

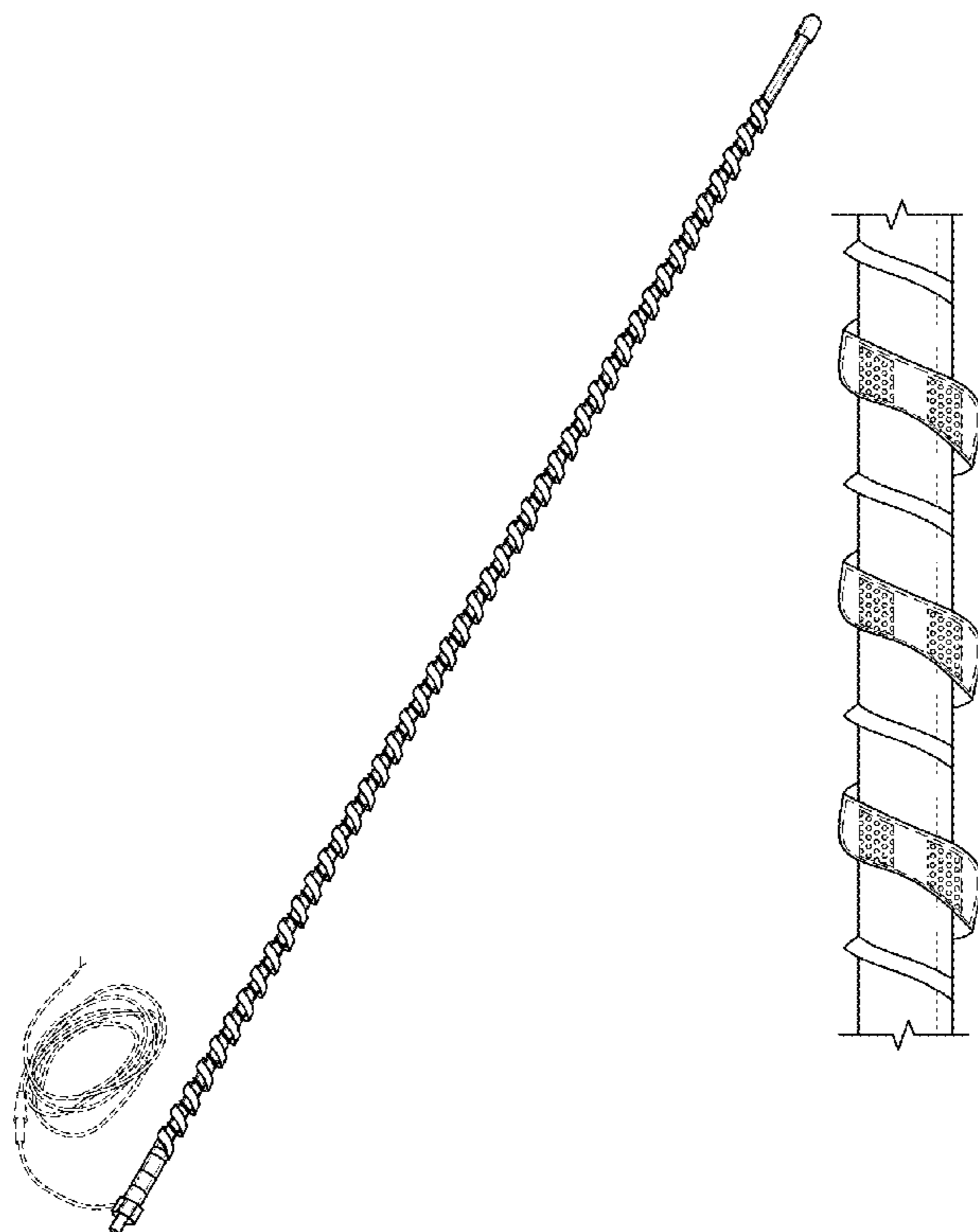




FIG. 1




FIG. 2




FIG. 3




FIG. 4




FIG. 5

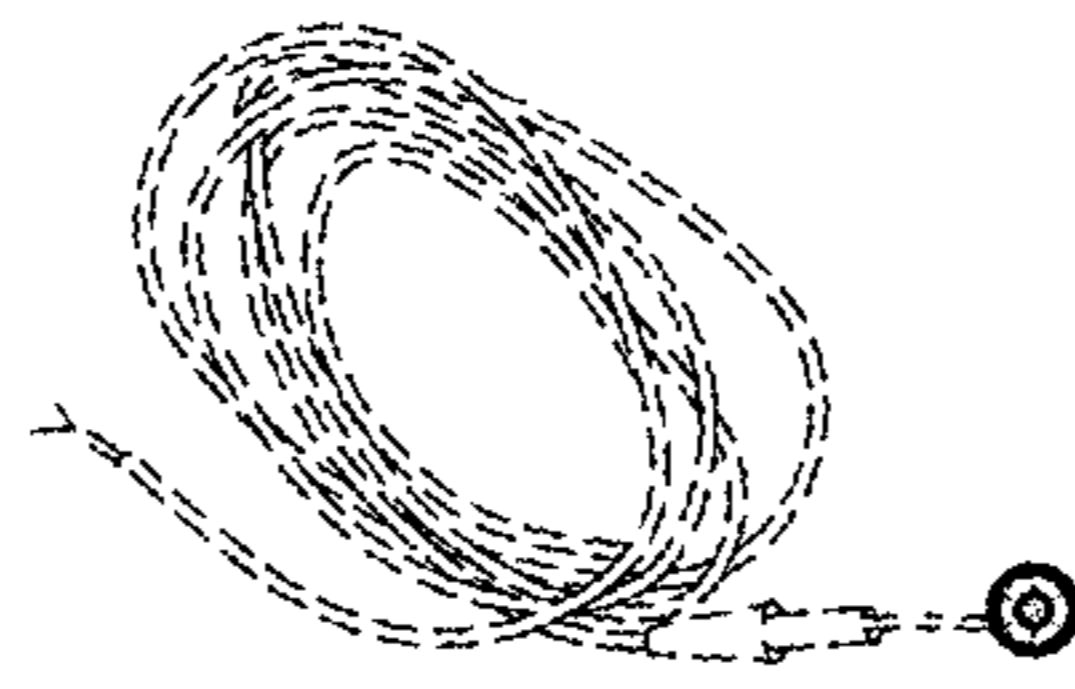


FIG. 6

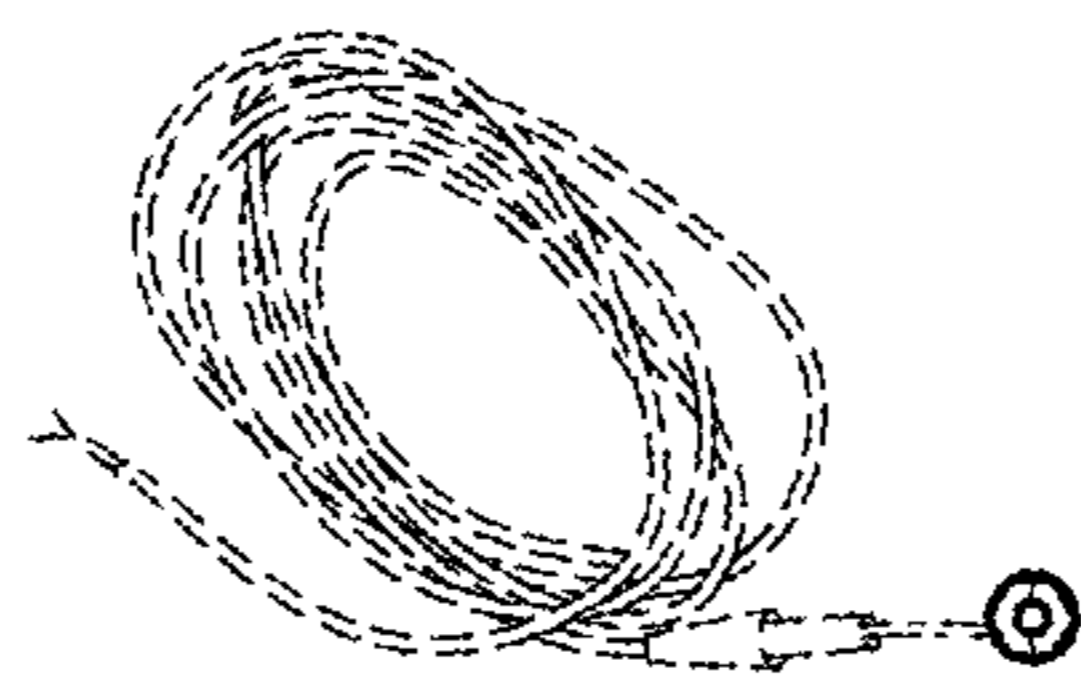


FIG. 7

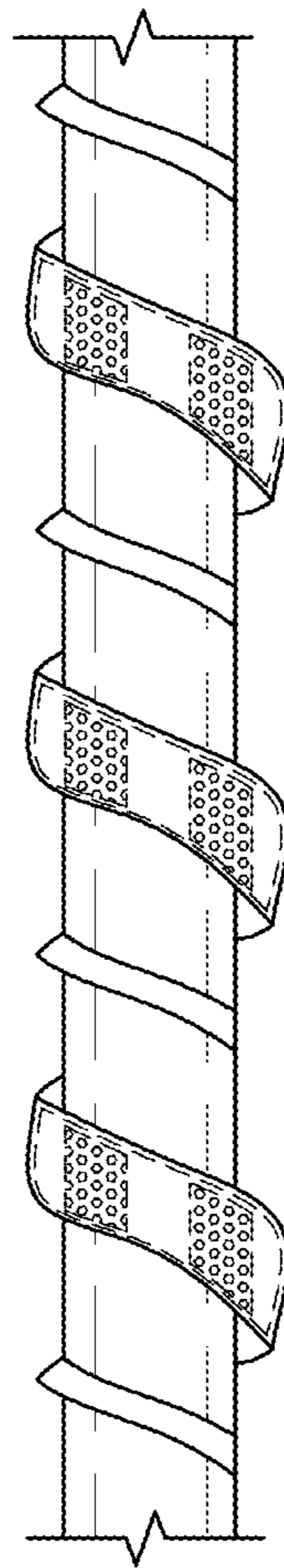


FIG. 8