



US00D871625S

(12) **United States Design Patent** (10) **Patent No.:** **US D871,625 S**
Iida et al. (45) **Date of Patent:** **** Dec. 31, 2019**

(54) **REAR COMBINATION LAMP FOR AN AUTOMOBILE**

(71) Applicants: **Hideaki Iida**, Vallauris (FR); **Nobuyuki Tomatsu**, Nagoya (JP)

(72) Inventors: **Hideaki Iida**, Vallauris (FR); **Nobuyuki Tomatsu**, Nagoya (JP)

(73) Assignee: **TOYOTA JIDOSHA KABUSHIKI KAISHA** (JP)

(**) Term: **15 Years**

(21) Appl. No.: **29/656,867**

(22) Filed: **Jul. 17, 2018**

(30) **Foreign Application Priority Data**

Jan. 19, 2018 (JP) 2018-000867

(51) **LOC (12) Cl.** **26-06**

(52) **U.S. Cl.**
USPC **D26/28**

(58) **Field of Classification Search**
USPC D26/28-36, 139
CPC F21S 48/00; F21S 48/10; F21S 48/115;
F21S 48/225; F21S 48/1233; F21S
48/1266; F21S 48/1388; F21S 48/2268;
F21V 21/04; B60Q 9/13; B60Q 9/135;
B60Q 9/1375

See application file for complete search history.

(56) **References Cited**

U.S. PATENT DOCUMENTS

D568,501 S * 5/2008 Nakazawa D26/28
D569,015 S * 5/2008 Tsukui D26/28

D637,746 S * 5/2011 Kong D26/28
D684,711 S * 6/2013 Chen D26/28
D711,025 S * 8/2014 Gueler D26/28
D722,712 S * 2/2015 Dubosc D26/28
D791,375 S * 7/2017 Lichte D26/28
D815,765 S * 4/2018 Jacobsthal D26/28

OTHER PUBLICATIONS

Netcarshow, BMW 8-Series Concept (2017), <https://www.netcarshow.com/bmw/2017-8-series_concept/>, available as early as Aug. 24, 2017.

Netcarshow, Porsche Panamera (2017), <<https://www.netcarshow.com/porsche/2017-panamera/>>, available as early as Aug. 24, 2017.

* cited by examiner

Primary Examiner — Marcus A Jackson

(74) *Attorney, Agent, or Firm* — Saidman DesignLaw Group, LLC

(57) **CLAIM**


The ornamental design for a rear combination lamp for an automobile, as shown and described.

DESCRIPTION

FIG. 1 is a perspective view of a rear combination lamp for an automobile showing our new design;
FIG. 2 is a front view thereof;
FIG. 3 is a rear view thereof;
FIG. 4 is a left side view thereof;
FIG. 5 is a right side view thereof;
FIG. 6 is a top view thereof; and,
FIG. 7 is a bottom view thereof.

The claimed design is indicated by the relatively dark portions in the figures. The relatively light portions form no part of the claimed design.

1 Claim, 7 Drawing Sheets






FIG. 1




FIG. 2

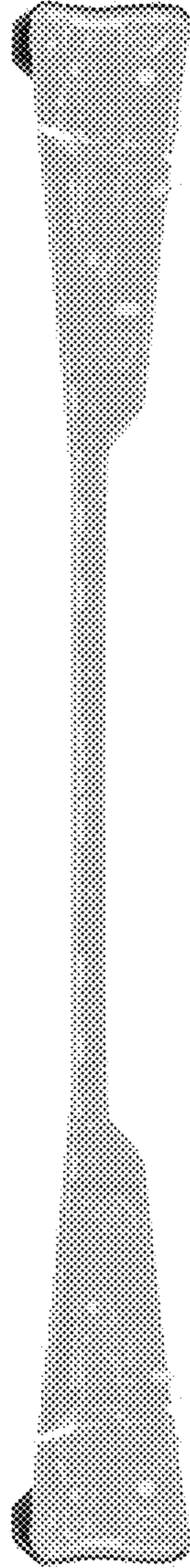


FIG. 3



FIG. 4




FIG. 5

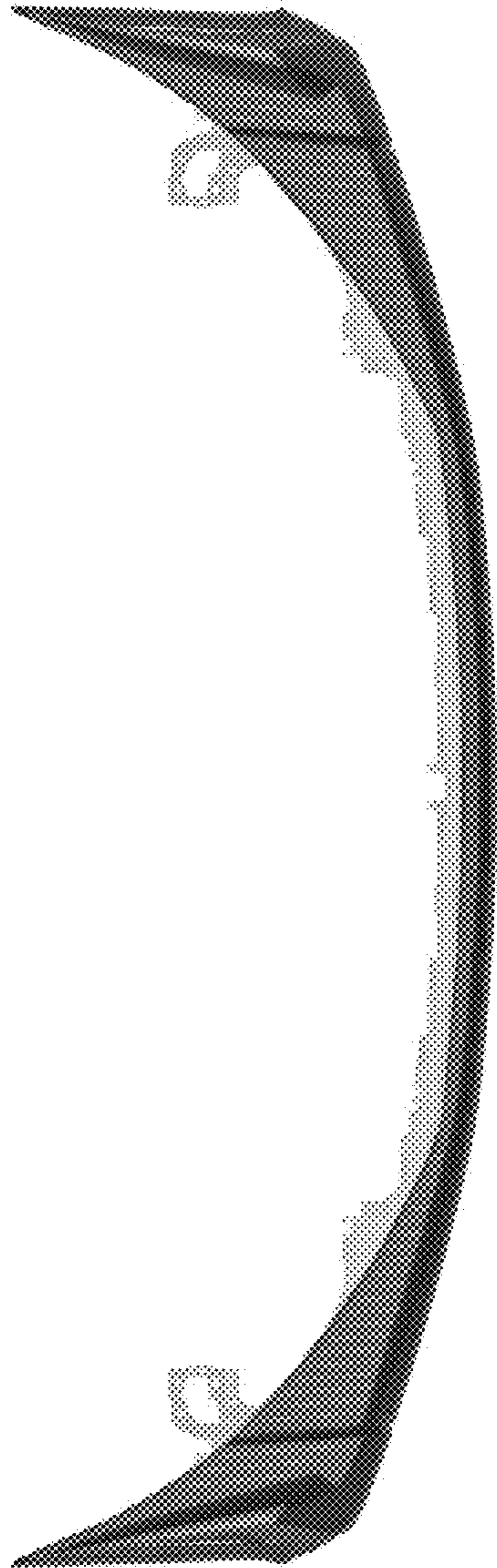


FIG. 6

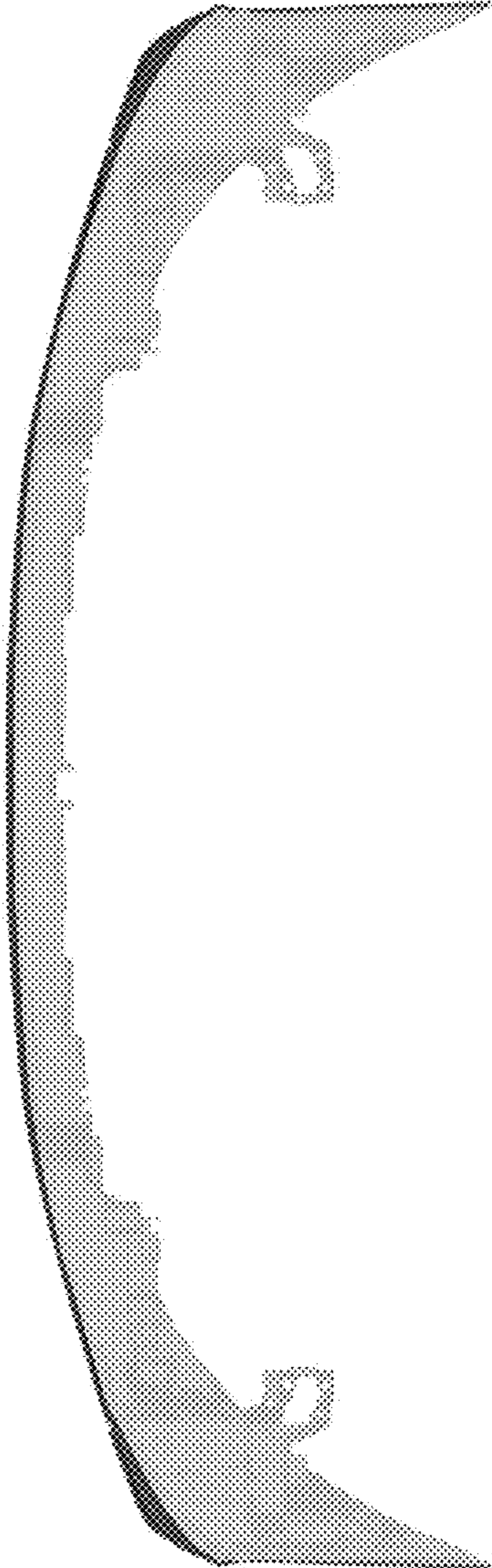


FIG. 7