



US00D871624S

(12) **United States Design Patent** (10) **Patent No.:** **US D871,624 S**
Lin (45) **Date of Patent:** **** Dec. 31, 2019**

(54) **AUTOMOBILE BACK LIGHT**
(71) Applicant: **Chi-Chung Lin**, Hsinchu (TW)
(72) Inventor: **Chi-Chung Lin**, Hsinchu (TW)
(**) Term: **15 Years**
(21) Appl. No.: **29/643,012**
(22) Filed: **Apr. 3, 2018**
(51) **LOC (12) Cl.** **26-06**
(52) **U.S. Cl.**
USPC **D26/28**
(58) **Field of Classification Search**
USPC D26/28, 29, 30, 31, 32, 33, 34, 35, 36;
362/459-468, 475-478, 485-487
CPC F21S 48/00; F21S 48/10; F21S 48/115;
F21S 48/225; F21S 48/1233; F21S
48/1266; F21S 48/1388; F21S 48/2268;
F21V 21/04
See application file for complete search history.

D764,690 S * 8/2016 Lai D26/28
D771,852 S * 11/2016 Tsai D26/28
D772,447 S * 11/2016 Lin D26/28
D775,384 S * 12/2016 Lin D26/28
D775,386 S * 12/2016 Lin D26/28
D806,291 S 12/2017 Platto et al.
D810,329 S * 2/2018 Lai D26/28
D812,274 S * 3/2018 Wu D26/28
D812,276 S * 3/2018 Lin D26/28
D822,239 S * 7/2018 Lin D26/28
D832,476 S * 10/2018 Yang D26/28

* cited by examiner

Primary Examiner — Angela J Lee
(74) *Attorney, Agent, or Firm* — Alexander Chen, Esq.;
Inhouse Co. Law Firm

(57) **CLAIM**

The ornamental design for an automobile back light, as shown and described.

DESCRIPTION

FIG. 1 is a perspective view of an automobile back light; FIG. 2 is a side view thereof; and, FIG. 3 is a front view thereof.

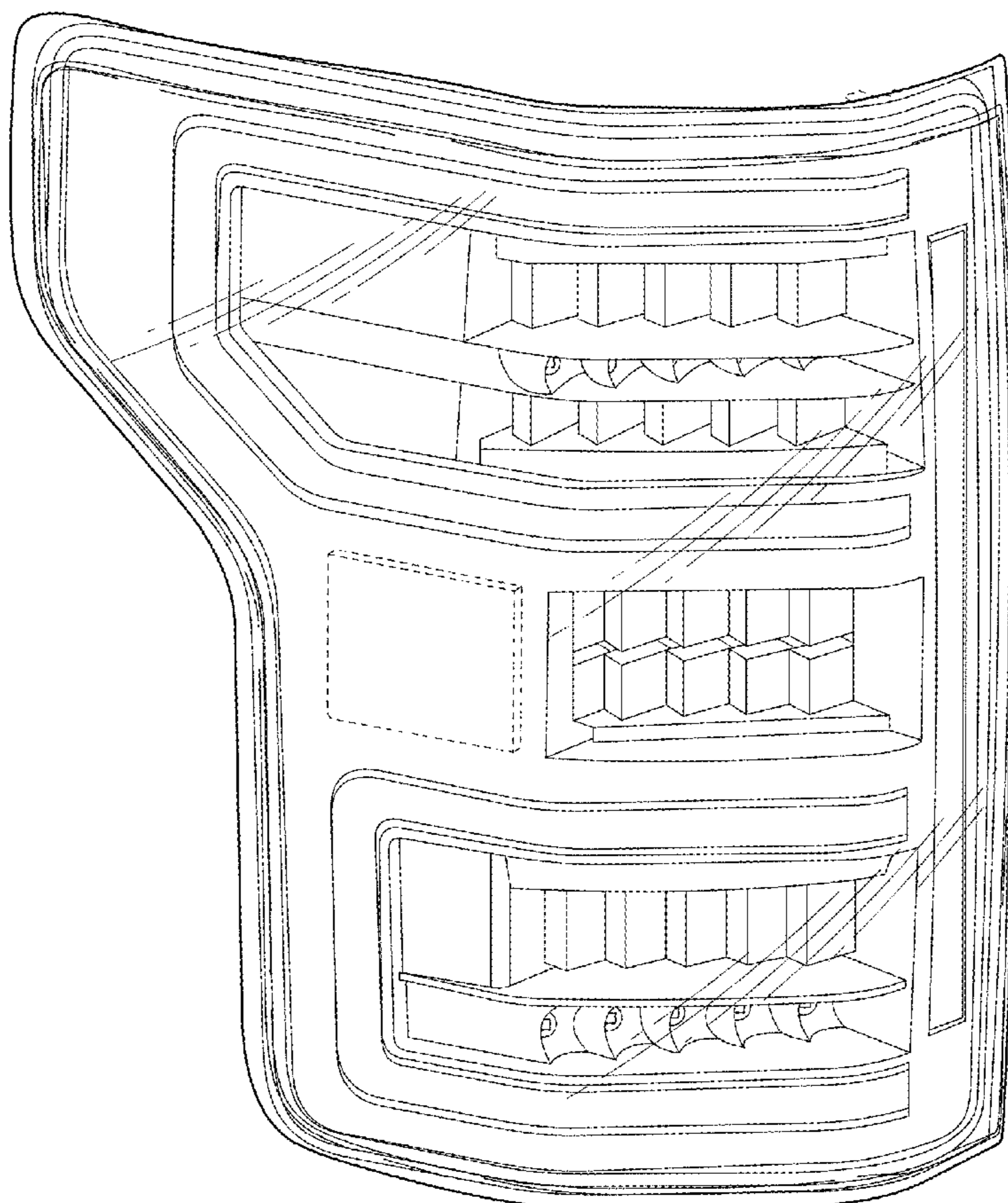
The broken lines are included to show environmental structure and form no part of the claimed design. The drawings and descriptions represent the left side embodiment. The claim is also for a mirror image right side embodiment.

1 Claim, 3 Drawing Sheets

(56) **References Cited**

U.S. PATENT DOCUMENTS

D637,327 S * 5/2011 Yang D26/28
D724,243 S * 3/2015 Lai D26/28
D738,004 S * 9/2015 Lai D26/28



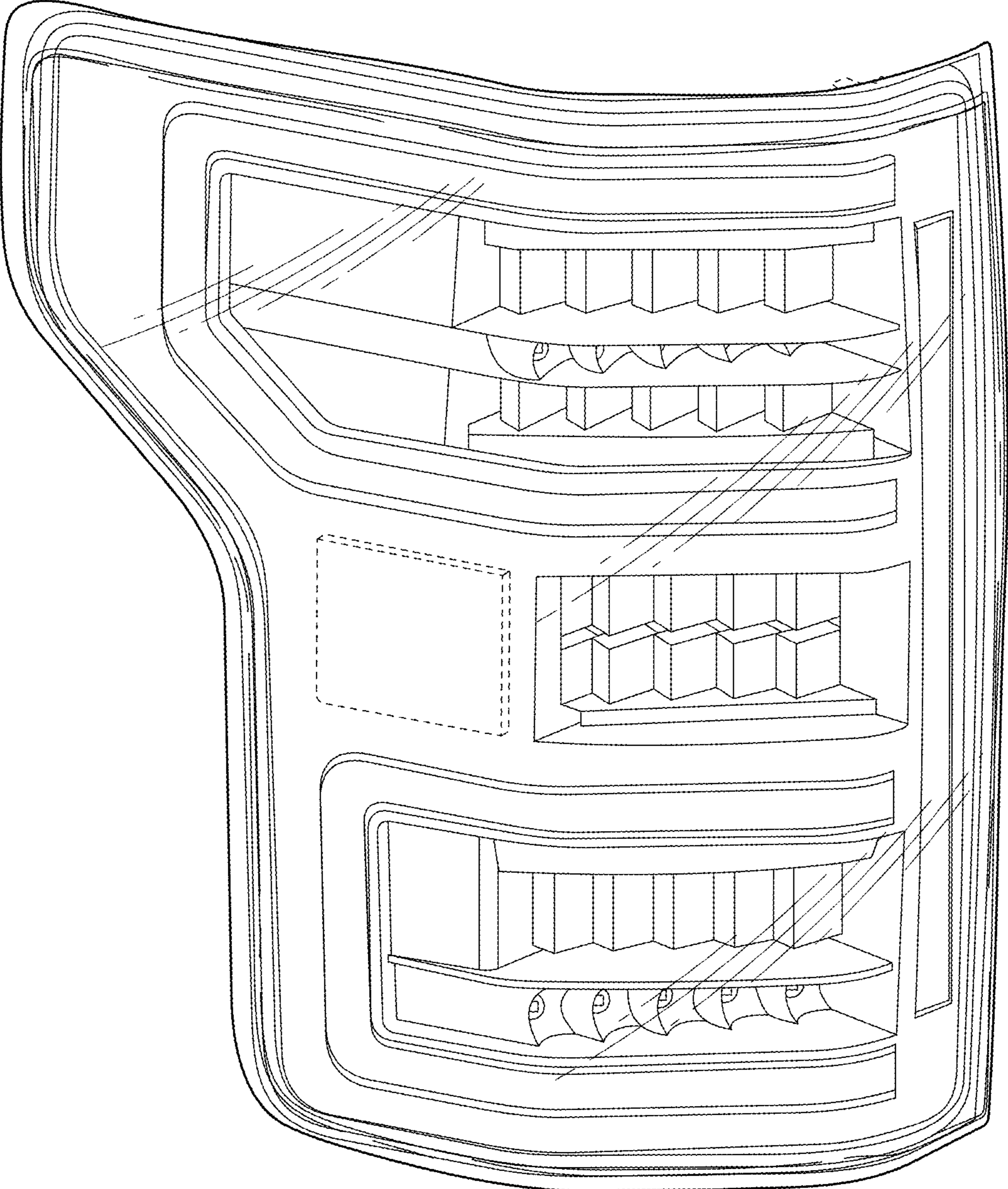


FIG. 1

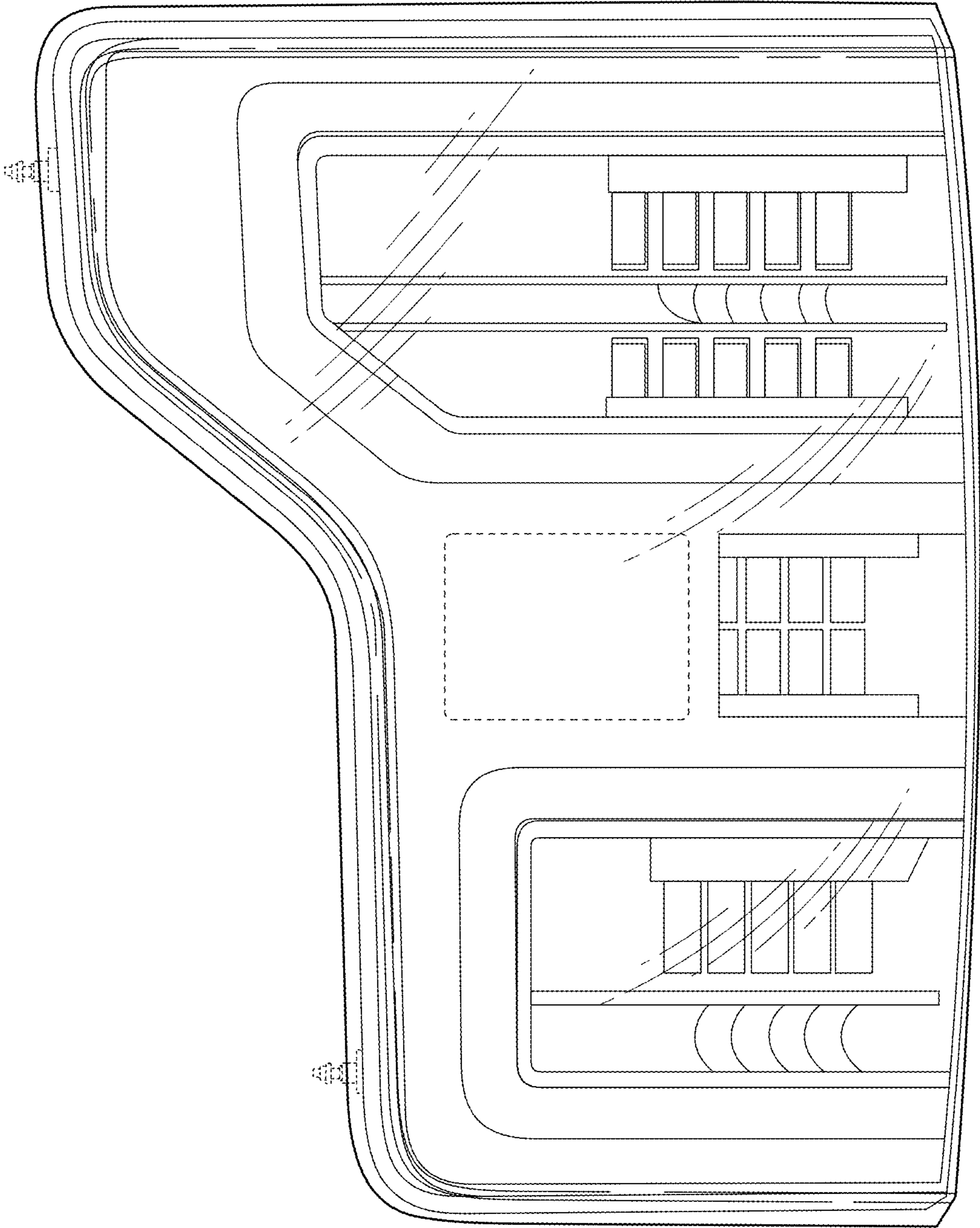


FIG. 2

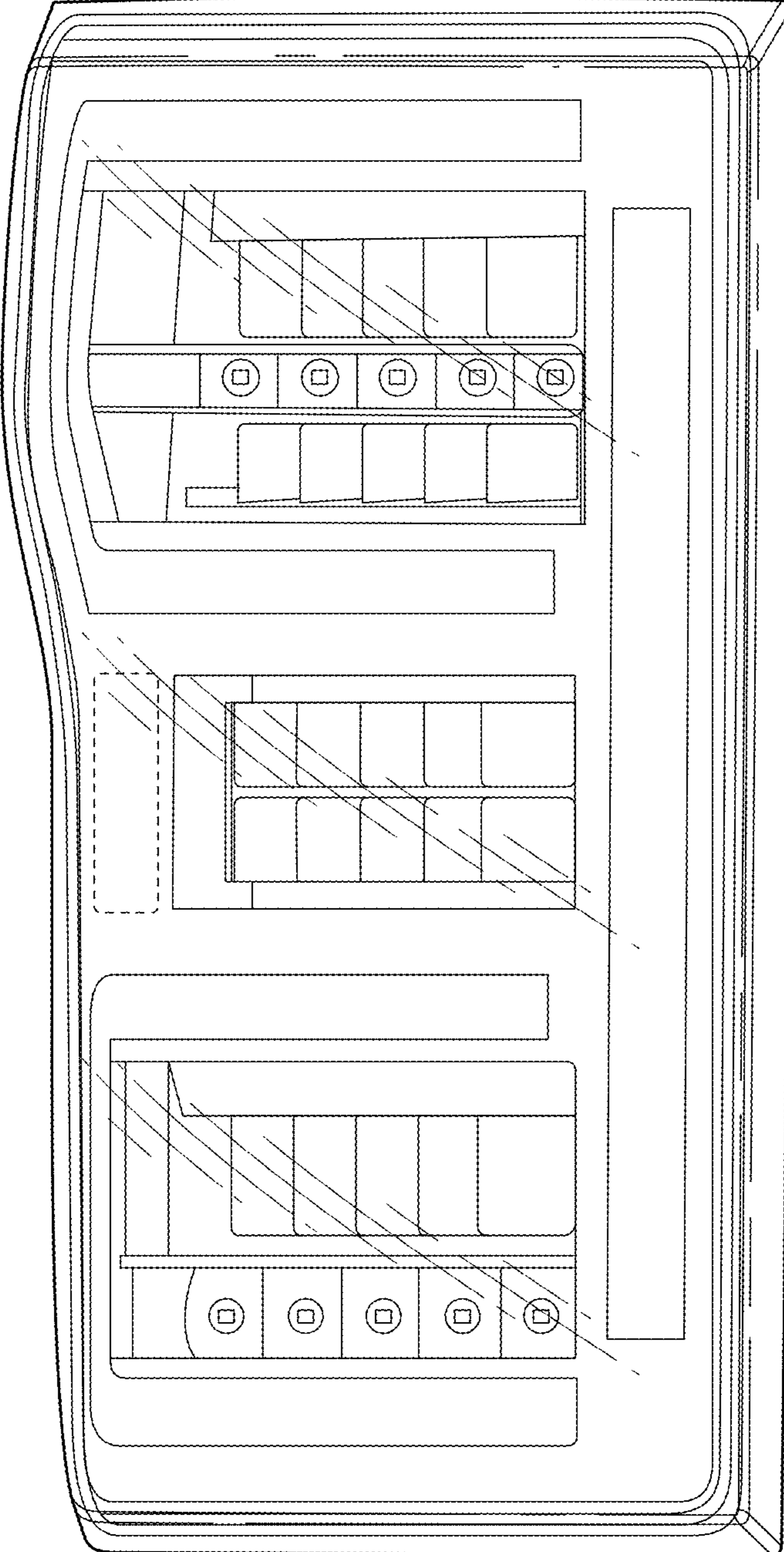


FIG. 3