



US00D871623S

(12) **United States Design Patent** (10) **Patent No.:** **US D871,623 S**
Tovey et al. (45) **Date of Patent:** **** Dec. 31, 2019**

(54) **TAIL LIGHT FOR A VEHICLE**
(71) Applicant: **Jaguar Land Rover Limited**, Whitley, Coventry (GB)
(72) Inventors: **Simon Tovey**, Coventry (GB); **Paul Jobling**, Coventry (GB)
(73) Assignee: **Jaguar Land Rover Limited**, Whitley, Coventry (GB)
(**) Term: **15 Years**
(21) Appl. No.: **29/625,152**
(22) Filed: **Nov. 7, 2017**

(30) **Foreign Application Priority Data**
May 11, 2017 (EM) 003996941
(51) **LOC (12) Cl.** **26-06**
(52) **U.S. Cl.**
USPC **D26/28**
(58) **Field of Classification Search**
USPC D26/28-36
CPC F21S 48/00; F21S 48/10; F21S 48/1266;
F21S 48/1388; F21S 48/2268; F21V
21/04
See application file for complete search history.

(56) **References Cited**
U.S. PATENT DOCUMENTS
D573,732 S * 7/2008 Suzuki D26/28
D660,481 S * 5/2012 Gotschke D26/28
D672,482 S * 12/2012 Lee D26/28
D683,486 S * 5/2013 Kogawa D26/28
D739,583 S * 9/2015 Forsgren D26/28
D749,756 S * 2/2016 Beaven D26/28
D749,759 S * 2/2016 Beaven D26/28
D761,464 S * 7/2016 Keskin D26/28
D769,485 S * 10/2016 Morikawa D26/28
D775,378 S * 12/2016 Hatton D26/28

D779,091 S * 2/2017 Giolito D26/28
D781,471 S * 3/2017 Han D26/28
D787,716 S * 5/2017 Patel D26/28
D812,269 S * 3/2018 Minamiyama D26/28
D814,073 S * 3/2018 Granlund D26/28
D815,764 S * 4/2018 Smock D26/28

(Continued)

Primary Examiner — Mark A Goodwin
Assistant Examiner — Benjamin M Weeks
(74) *Attorney, Agent, or Firm* — Wood Herron & Evans LLP

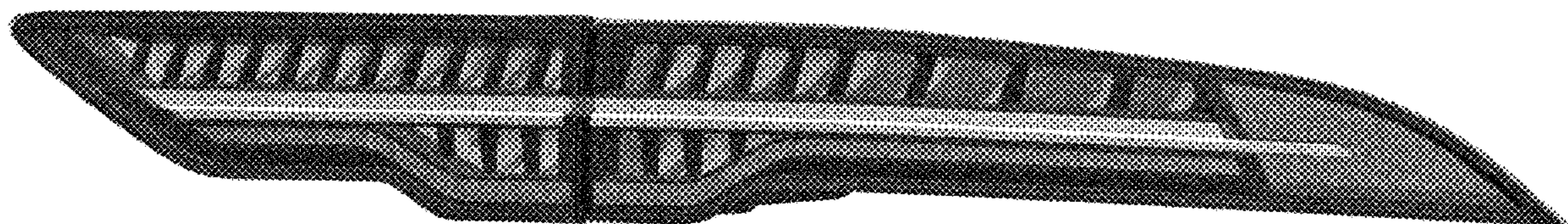
(57) **CLAIM**

The ornamental design for a tail light for a vehicle, as shown and described.

DESCRIPTION

FIG. 1 is a front right perspective view of a tail light for a vehicle according to the present invention.
FIG. 2 is a front left perspective view of the tail light shown in FIG. 1.
FIG. 3 is a rear right perspective view thereof.
FIG. 4 is a rear left perspective view thereof.
FIG. 5 is a front view thereof.
FIG. 6 is a rear view thereof.
FIG. 7 is a right side view thereof.
FIG. 8 is a left side view thereof.
FIG. 9 is a top view thereof.
FIG. 10 is a bottom view thereof; and,
FIG. 11 is a front view of the tail light shown in FIGS. 1-10, with the tail light mounted on a vehicle, and the rest of the vehicle shown in de-emphasized and half-tone portions so as to illustrate environmental structure, which portions form no part of the claimed invention.
More particularly, in FIG. 11, the inventive tail light is shown within the broken line, and the elements shown outside the broken line form no part of the claimed invention, but are instead included to show environmental aspects thereof.

1 Claim, 11 Drawing Sheets



(56)

References Cited

U.S. PATENT DOCUMENTS

D834,228 S * 11/2018 Lee D26/28
D834,229 S * 11/2018 Lee D26/28

* cited by examiner

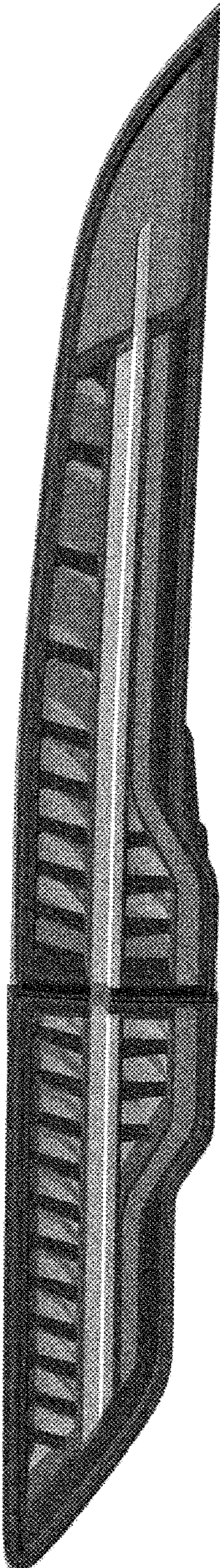


FIG. 1




FIG. 2



FIG. 3




FIG. 4




FIG. 5




FIG. 6

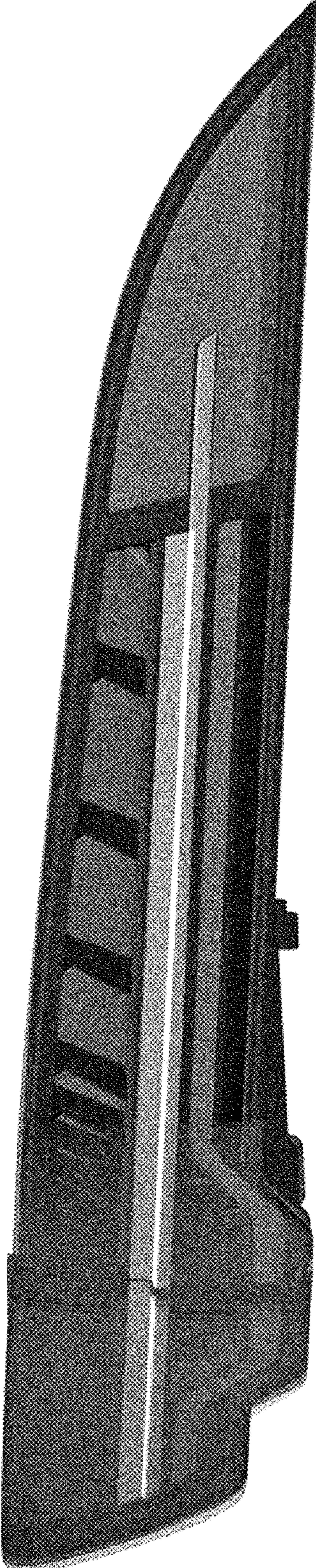


FIG. 7




FIG. 8

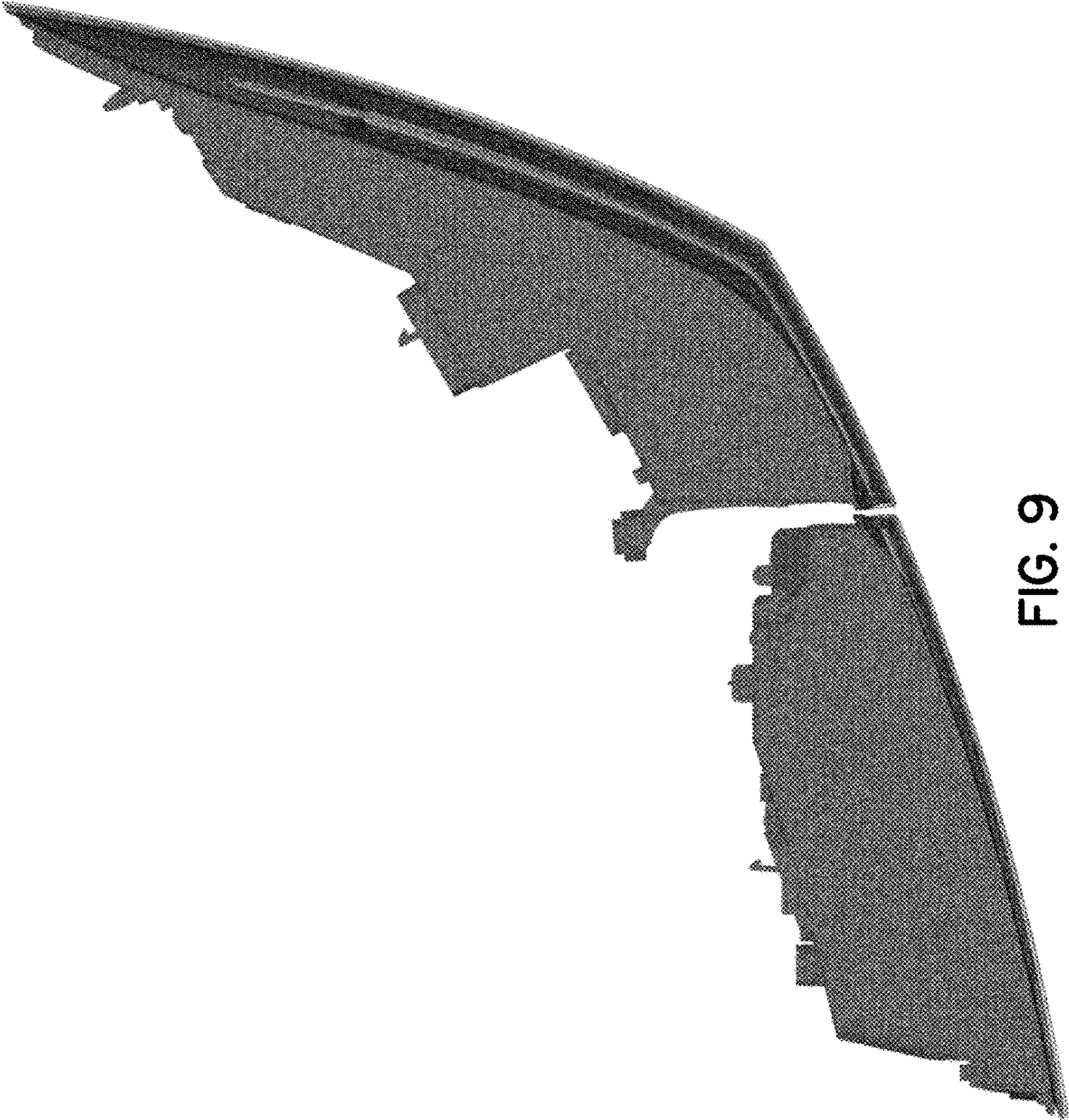


FIG. 9

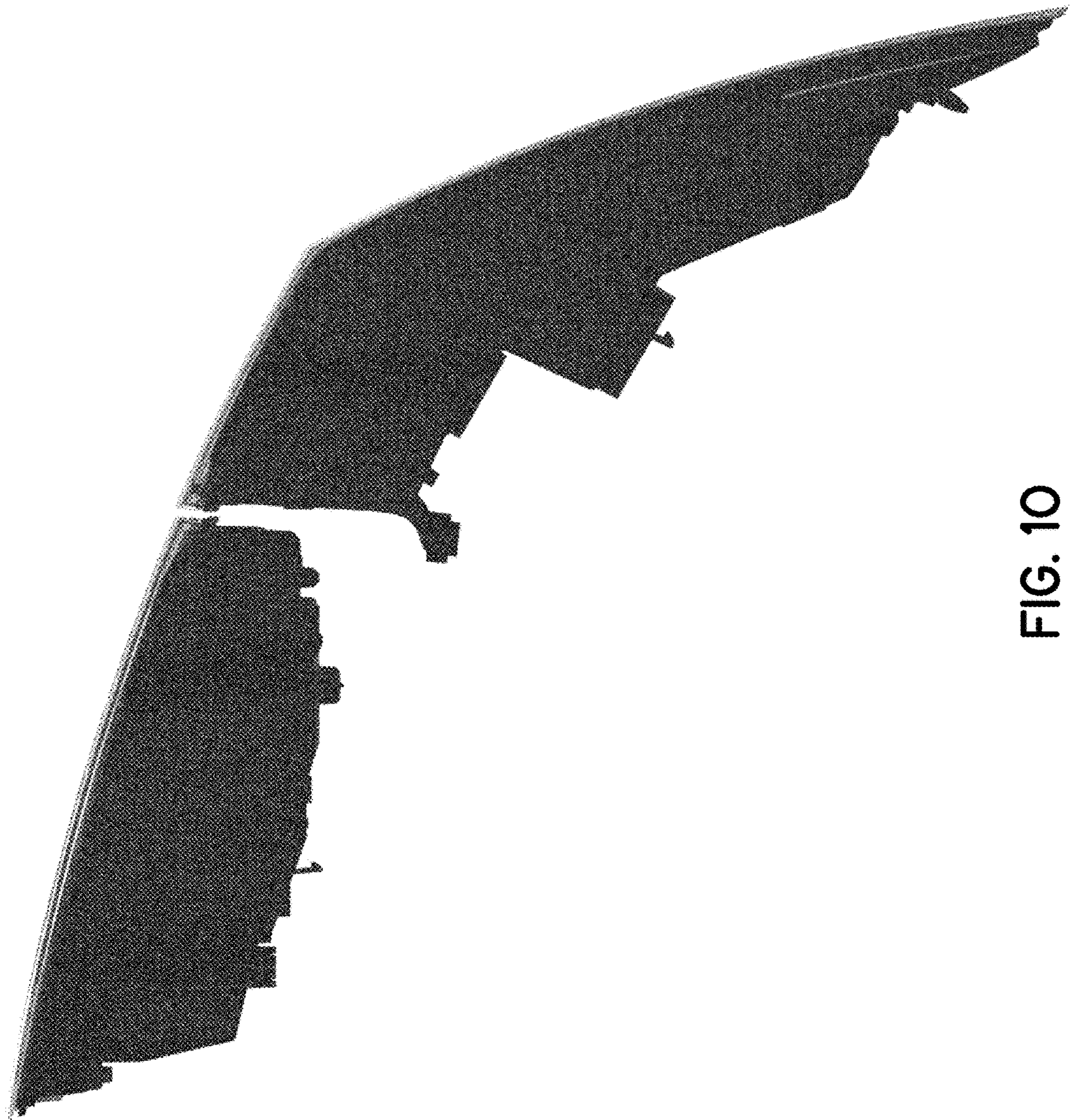


FIG. 10




FIG. 11