



US00D871616S

(12) **United States Design Patent** (10) **Patent No.:** **US D871,616 S**
Lipson et al. (45) **Date of Patent:** **** Dec. 31, 2019**

(54) **WALL MOUNTED LUMINAIRE**

(71) Applicant: **LUMINAIRE LED, INC.**, Edison, NJ (US)

(72) Inventors: **Ronald D. Lipson**, Edison, NJ (US);
James E. O'Shea, Jr., Annandale, NJ (US)

(73) Assignee: **LUMINAIRE LED, INC.**, Edison, NJ (US)

(**) Term: **15 Years**

(21) Appl. No.: **29/608,402**

(22) Filed: **Jun. 21, 2017**

(51) **LOC (12) Cl.** **26-04**

(52) **U.S. Cl.**
USPC **D26/1**

(58) **Field of Classification Search**
USPC D26/1-4
CPC H01R 5/00; H01R 13/46; H01R 13/514;
H01R 31/048; H01R 31/02; H01J 5/00;
H01J 5/16; H01J 1/02; H01J 15/00; H01J
5/48; H01J 5/50; H01J 19/54; F21V 5/00;
F21V 13/00; F21V 29/004

See application file for complete search history.

(56) **References Cited**

U.S. PATENT DOCUMENTS

D634,863 S * 3/2011 Leung D26/1
D667,145 S * 9/2012 Bierhuizen D26/1

* cited by examiner

Primary Examiner — Marcus A Jackson

(74) *Attorney, Agent, or Firm* — Epstein Drangel LLP;
Robert L. Epstein

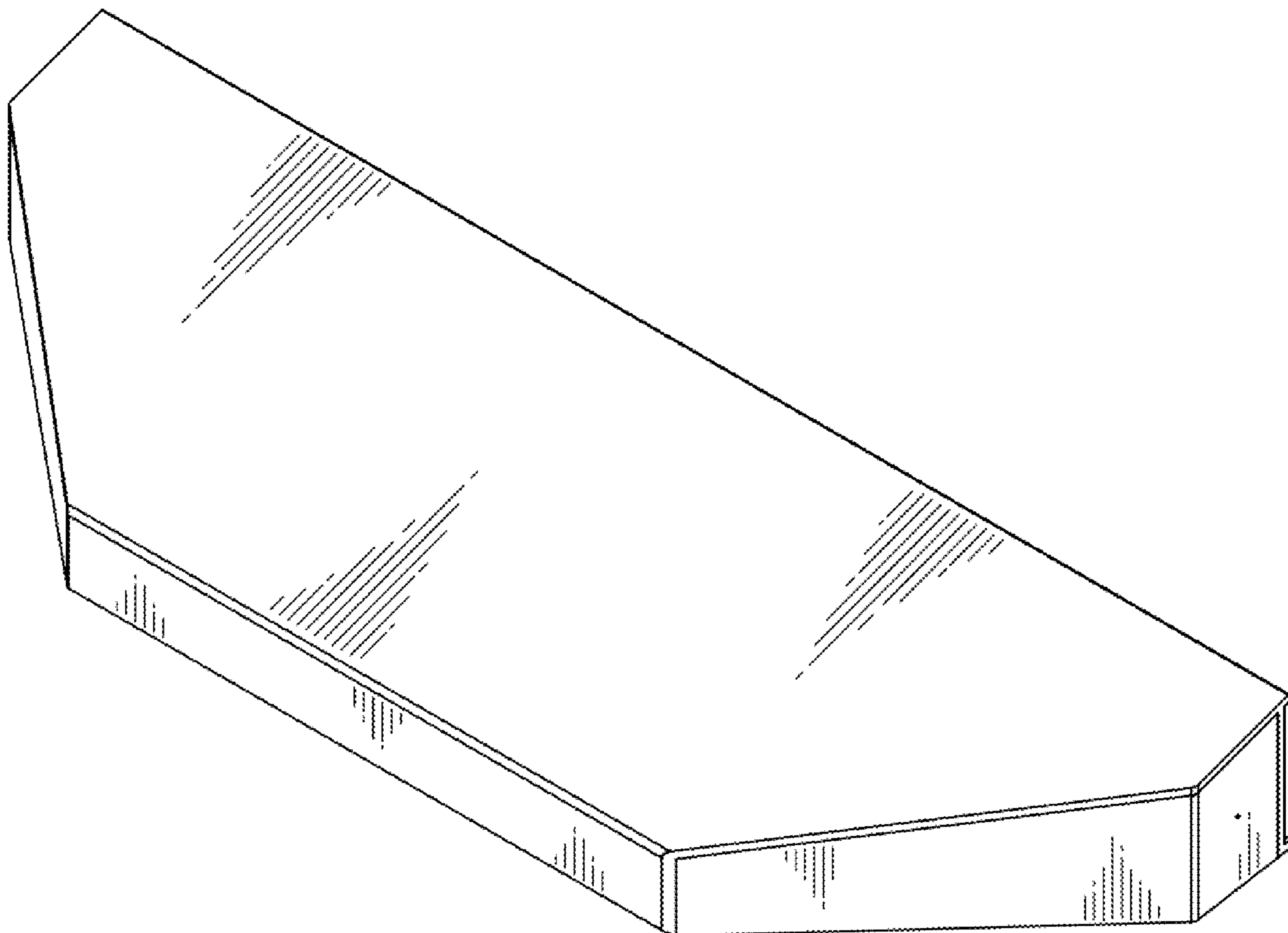
(57) **CLAIM**

The ornamental design for a wall mounted luminaire, as shown and described.

DESCRIPTION

FIG. 1 is a perspective view of the wall mounted luminaire showing the front, top and right side of the design; FIG. 2 is a front elevation view of the design; FIG. 3 is an elevation view showing the left side of the design, the right side of the design being the mirror image thereof; FIG. 4 is a rear elevation view of the design; FIG. 5 is a top plan view of the design; and, FIG. 6 is a bottom plan view of the design.

1 Claim, 3 Drawing Sheets



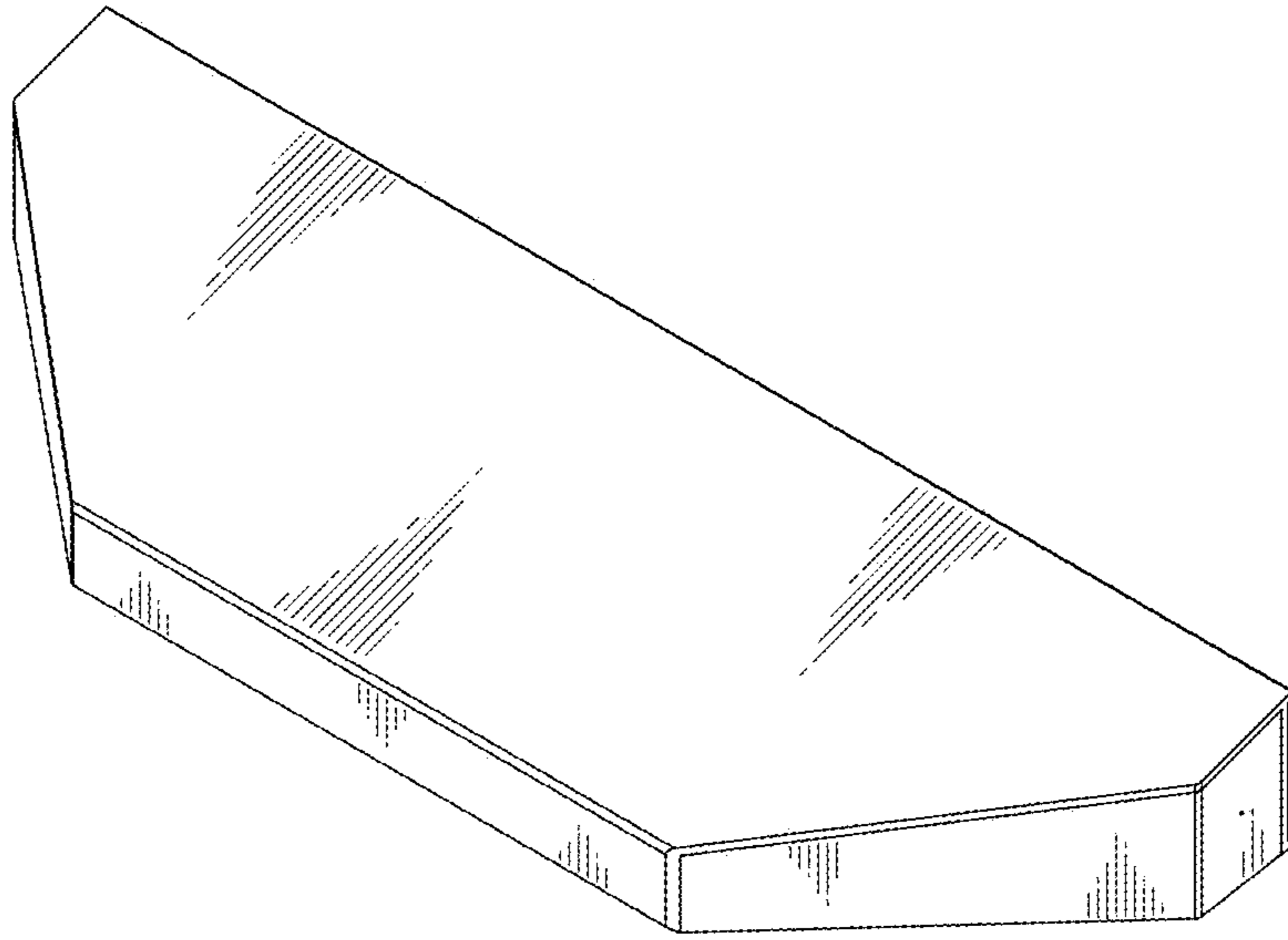


FIG. 1

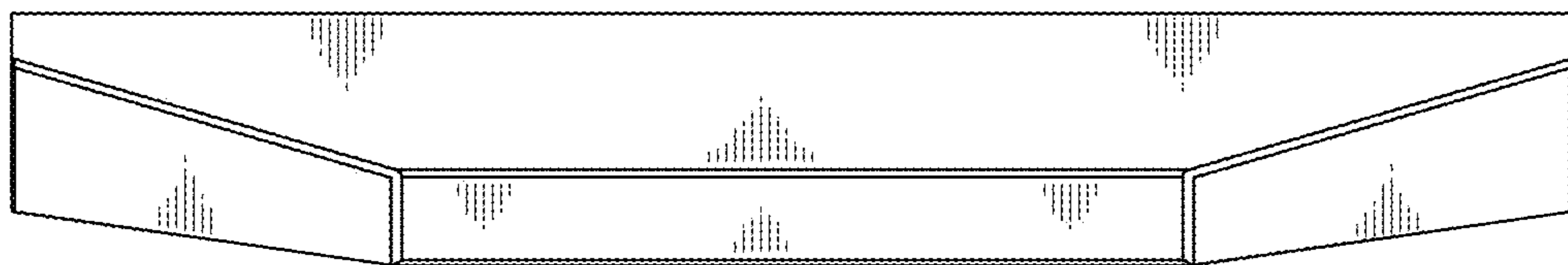


FIG. 2

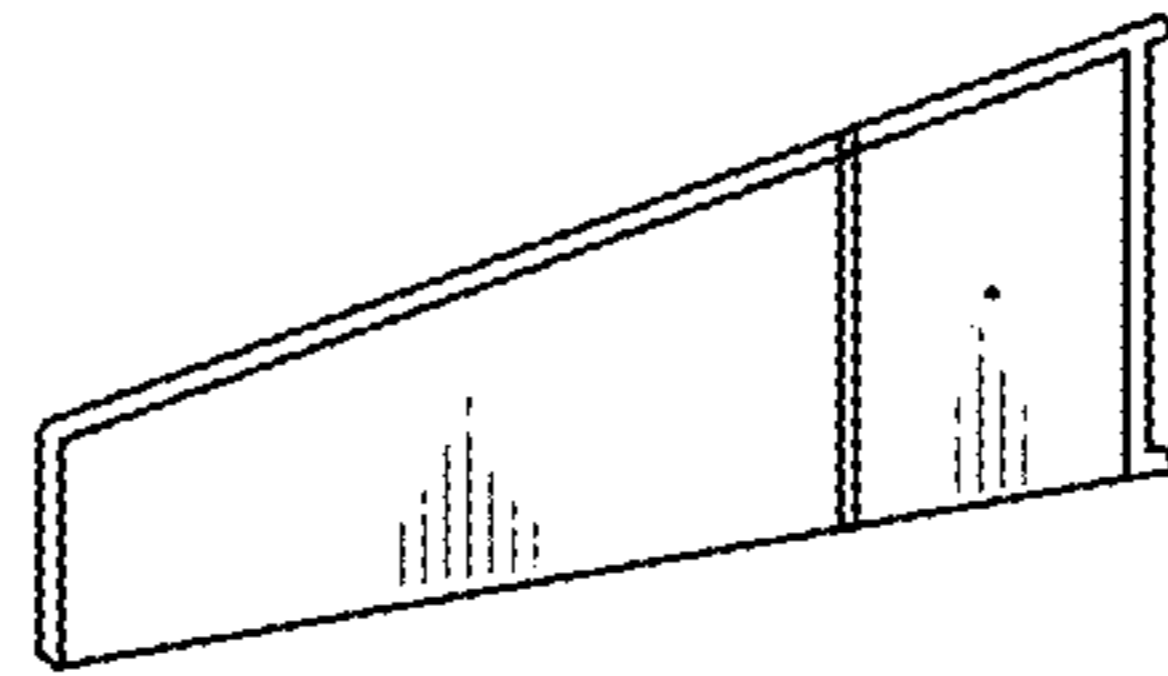


FIG. 3




FIG. 4

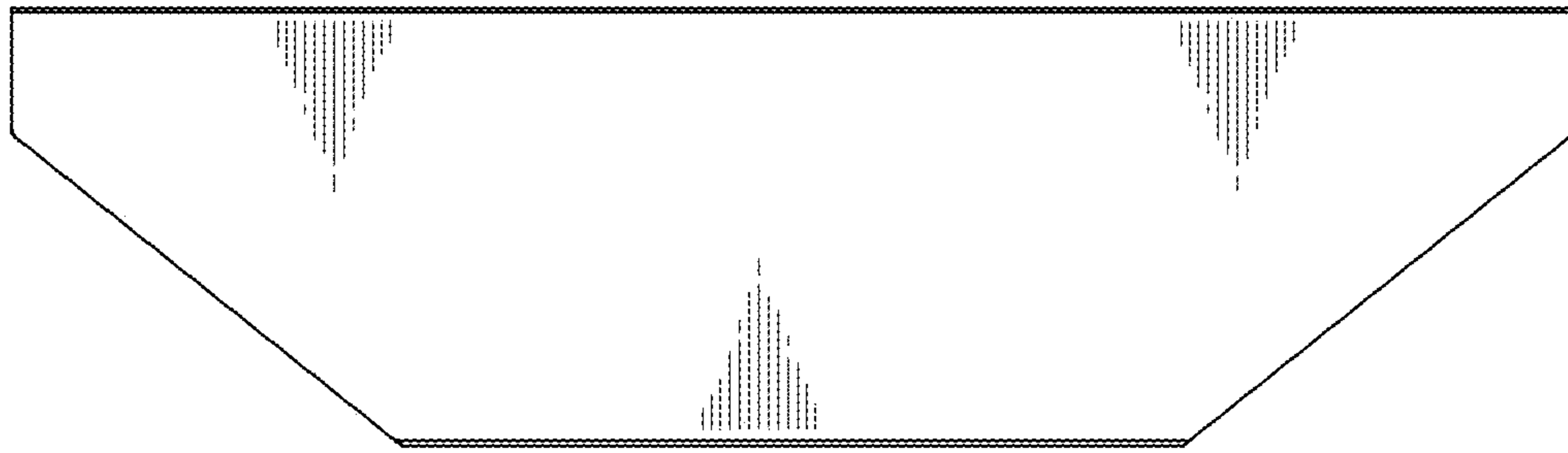


FIG. 5

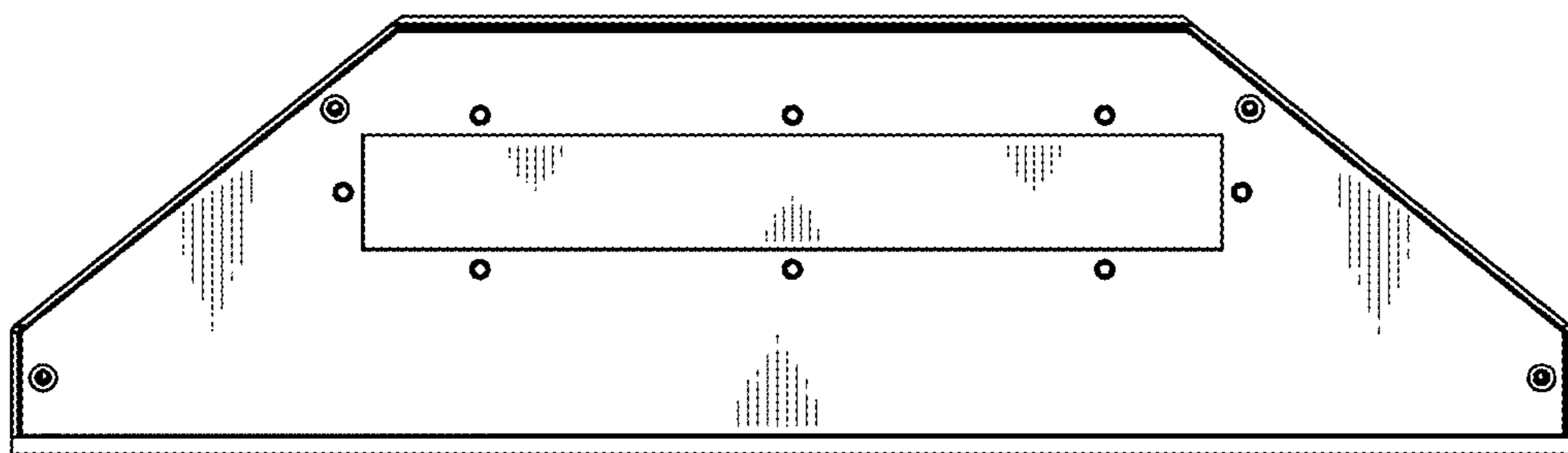


FIG. 6