



US00D871603S

(12) **United States Design Patent**
Spratt

(10) **Patent No.:** **US D871,603 S**

(45) **Date of Patent:** **** Dec. 31, 2019**

(54) **MESSAGE SPHERE**

(71) Applicant: **IQBody LLC**, Coronado, CA (US)

(72) Inventor: **Ryan J Spratt**, Coronado, CA (US)

(73) Assignee: **IQ Body, LLC**, Coronado, CA (US)

(**) Term: **15 Years**

(21) Appl. No.: **29/663,966**

(22) Filed: **Sep. 20, 2018**

5,389,063 A * 2/1995 Wu A61H 7/001
D24/211
D401,365 S * 11/1998 Liu D21/713
D435,660 S * 12/2000 Yoo D24/211
6,299,585 B1 * 10/2001 Yoo A61H 7/001
601/118
D473,683 S * 4/2003 Willinger A01K 15/026
D30/160
D478,947 S * 8/2003 Lu D21/662
D497,457 S * 10/2004 Willinger A01K 15/026
D24/211
D521,191 S * 5/2006 Berger D29/122
(Continued)

Related U.S. Application Data

(63) Continuation-in-part of application No. 15/799,858, filed on Oct. 31, 2017.

(51) **LOC (12) Cl.** **28-03**

(52) **U.S. Cl.**
USPC **D24/215**

(58) **Field of Classification Search**
USPC 601/15, 18, 19, 27, 28, 29, 30, 31, 32, 601/46, 47, 48, 52, 72, 99, 112, 113, 118, 601/135, 137, DIG. 12, DIG. 14, DIG. 15, 601/DIG. 16, DIG. 17; D24/200, 211, D24/212, 213, 214, 215; D30/160; 600/38, 39, 40, 41; D23/366, 367; D21/688-691; D32/29.1
CPC A61H 7/007; A61H 2015/0014; A61H 2201/1671; A61H 2015/0042; A61H 39/04

See application file for complete search history.

(56) **References Cited**

U.S. PATENT DOCUMENTS

2,037,495 A * 4/1936 Brogan A61H 15/00
482/79
3,364,922 A * 1/1968 Teranishi A61H 23/0263
601/72
4,191,178 A * 3/1980 Wisnieski A61H 7/001
601/131
D337,398 S * 7/1993 Axelrod D30/160

OTHER PUBLICATIONS

Amazon, "Moths Edge Premium Massage Ball", Jul. 15, 2018. https://www.amazon.com/Motus-Edge-Premium-Massage-Ball/dp/B078YBMYM7/ref=cm_cr_arp_d_product_top?ie=UTF8. Shown on page 1. (Year: 2018).*

Primary Examiner — Cynthia Ramirez
Assistant Examiner — Michael A Maharajh
(74) *Attorney, Agent, or Firm* — Stephen H. Docter

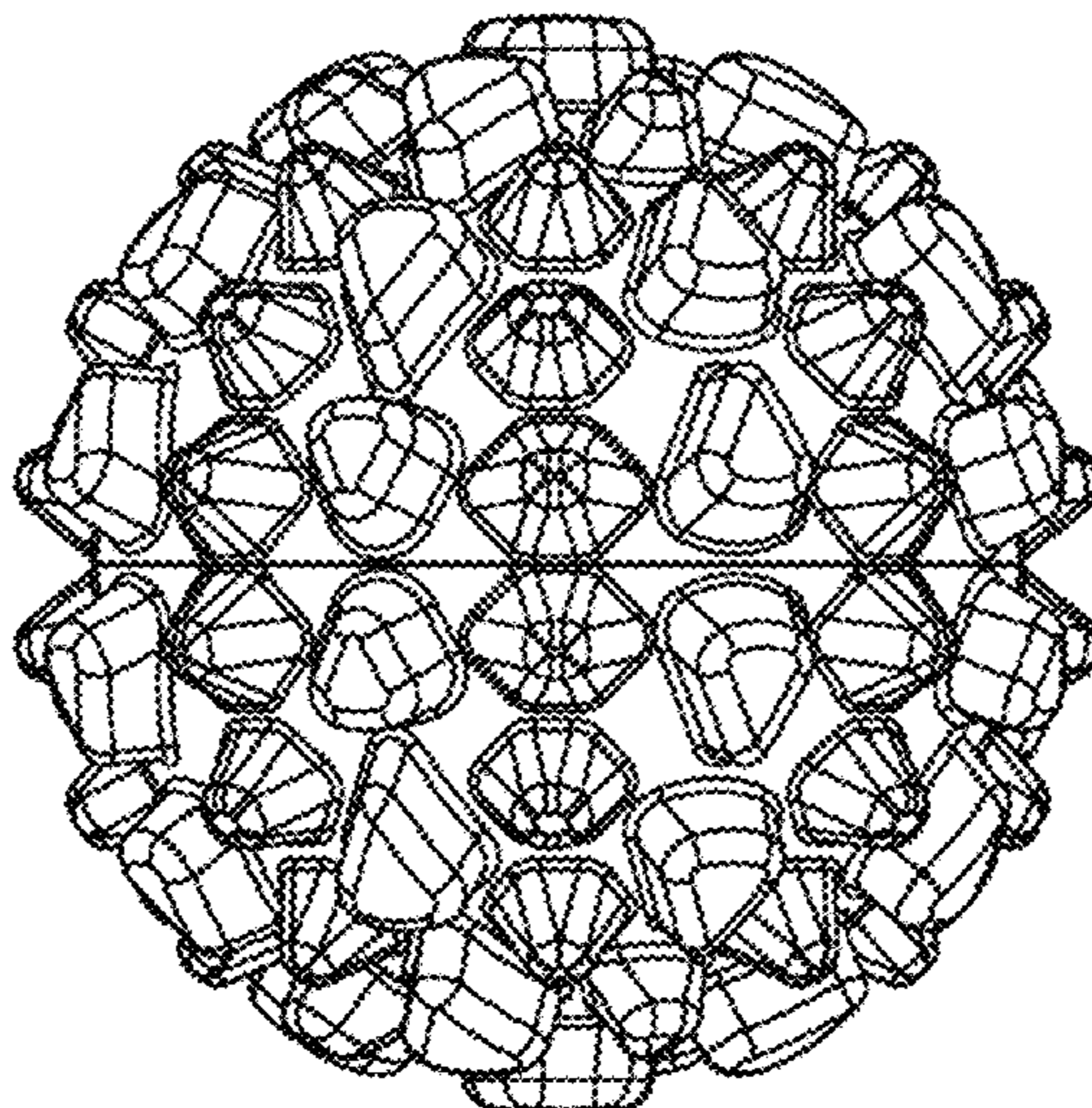
(57) **CLAIM**

The ornamental design for a massage sphere, as shown and described.

DESCRIPTION

FIG. 1 is a side view of a massage sphere showing my new design;
FIG. 2 is a perspective view thereof;
FIG. 3 is another side view thereof;
FIG. 4 is another perspective thereof;
FIG. 5 is another side view thereof;
FIG. 6 is another perspective view thereof;
FIG. 7 is a top view thereof; and,
FIG. 8 is an exploded side view thereof.
The broken lines shown in the figures are for the purpose of illustrating portions of the massage sphere, which form no part of the claimed design.

1 Claim, 8 Drawing Sheets



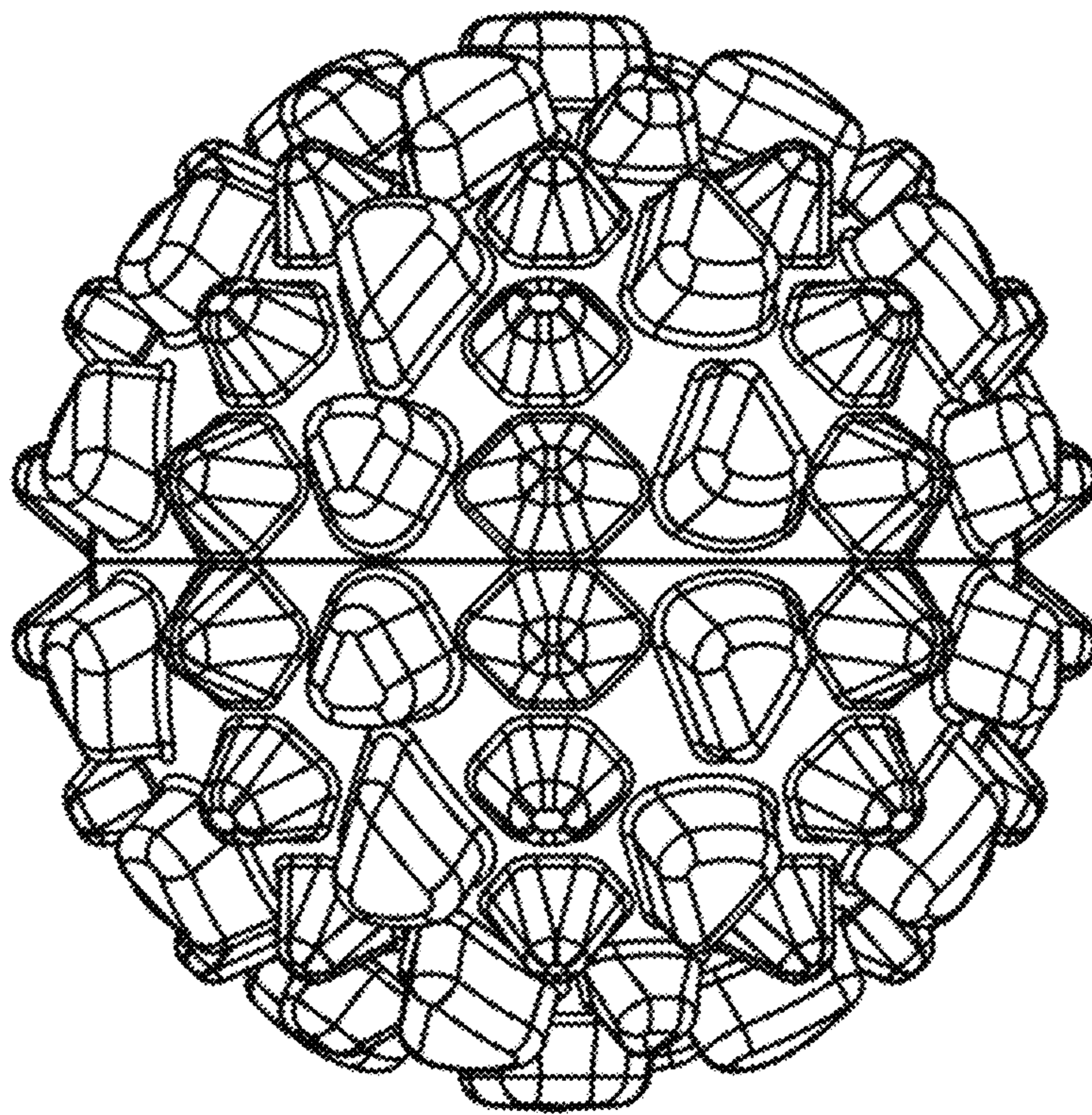


FIG 1




FIG 2




FIG 3




FIG 4




FIG 5




FIG 6




FIG 7

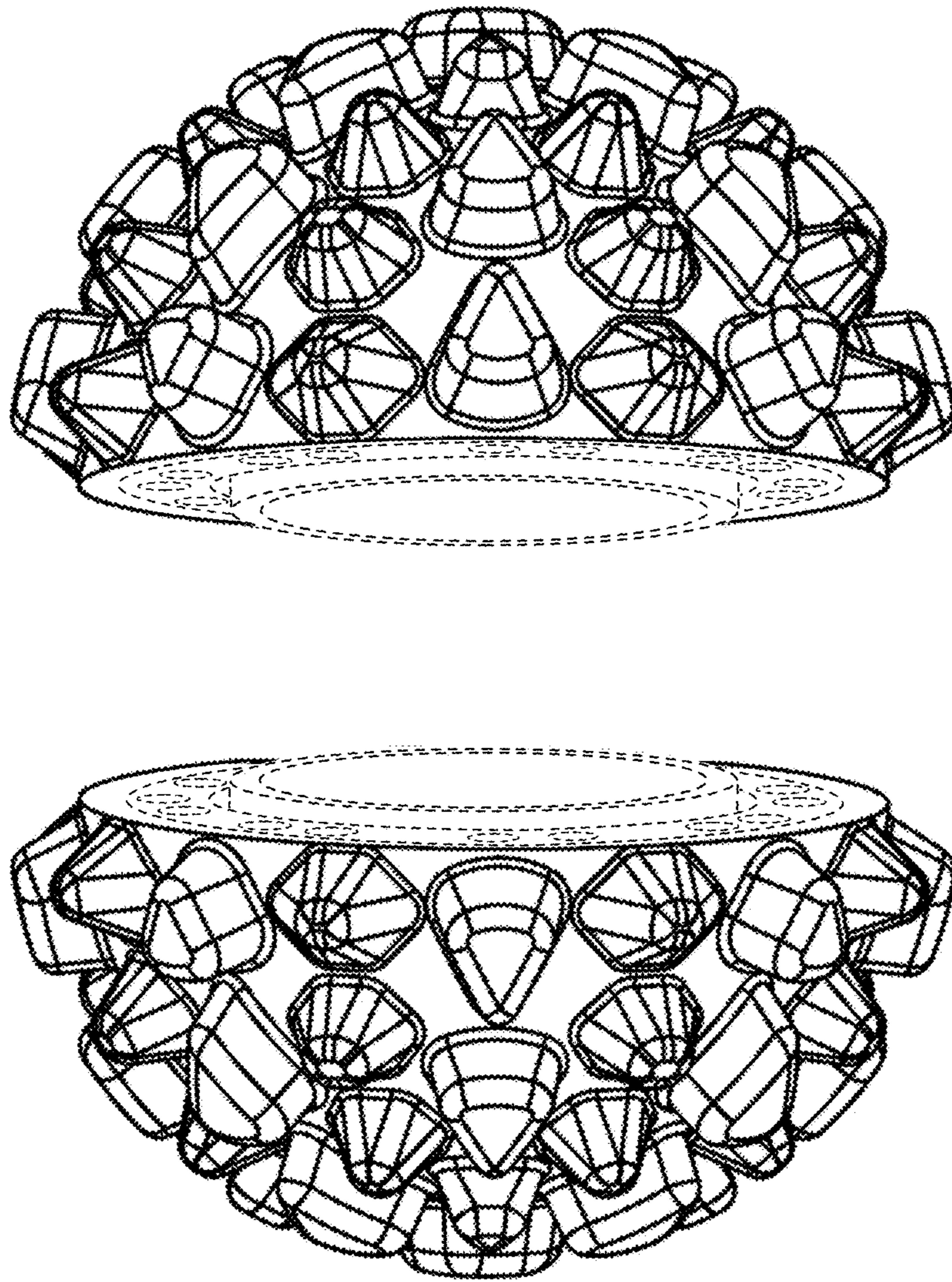


FIG 8