



US00D871602S

(12) **United States Design Patent**
Zhang

(10) **Patent No.:** **US D871,602 S**

(45) **Date of Patent:** **** Dec. 31, 2019**

- (54) **LEG MASSAGER**
- (71) Applicant: **Shenzhen Fit King Health Tech. Co., Ltd**, Shenzhen (CN)
- (72) Inventor: **Hong Zhang**, Shenzhen (CN)
- (**) Term: **15 Years**
- (21) Appl. No.: **29/653,329**
- (22) Filed: **Jun. 14, 2018**
- (51) **LOC (12) Cl.** **28-03**
- (52) **U.S. Cl.**
USPC **D24/215**
- (58) **Field of Classification Search**
USPC 601/15, 18, 19, 46–48, 52, 99, 112, 113, 601/118, 125, 126, 129, 134, 135, 137, 601/DIG. 12, DIG. 14–DIG. 17; D24/133, 200, 211, 212, 213, 214, 215; D3/229, 300, 302; D30/160
CPC .. A61N 1/0408; A61N 1/36021; A61H 1/008; A61H 23/02; A61H 7/001; A61H 2201/0153; A63B 71/1291
See application file for complete search history.

- 8,888,808 B1 * 11/2014 Park A61H 39/04 601/134
- 8,900,169 B2 * 12/2014 Smith A63B 71/1291 601/134
- 8,968,225 B2 * 3/2015 Lagus A61H 7/001 601/118
- 9,017,273 B2 * 4/2015 Burbank A61H 1/008 601/46
- D735,876 S * 8/2015 Wolff D24/215
- D754,355 S * 4/2016 Ganapathy D24/186
- D757,287 S * 5/2016 Chen D24/215
- D757,288 S * 5/2016 Chen D24/215
- D757,289 S * 5/2016 Chen D24/215
- D757,290 S * 5/2016 Chen D24/215

(Continued)

OTHER PUBLICATIONS

Amazon, “Fit King Rechargeable Leg Air Massager Cordless Leg Wrap . . .”, Jan. 22, 2019. https://www.amazon.com/FIT-KING-Rechargeable-Massager-Relaxation/dp/B07JJP8NW9/ref=cm_cr_ar_p_d_product_top?ie=UTF8. Shown on p. 1. (Year: 2019).*

Primary Examiner — Cynthia Ramirez
Assistant Examiner — Michael A Maharajh

(57) **CLAIM**

The ornamental design for a leg massager, as shown and described.

DESCRIPTION

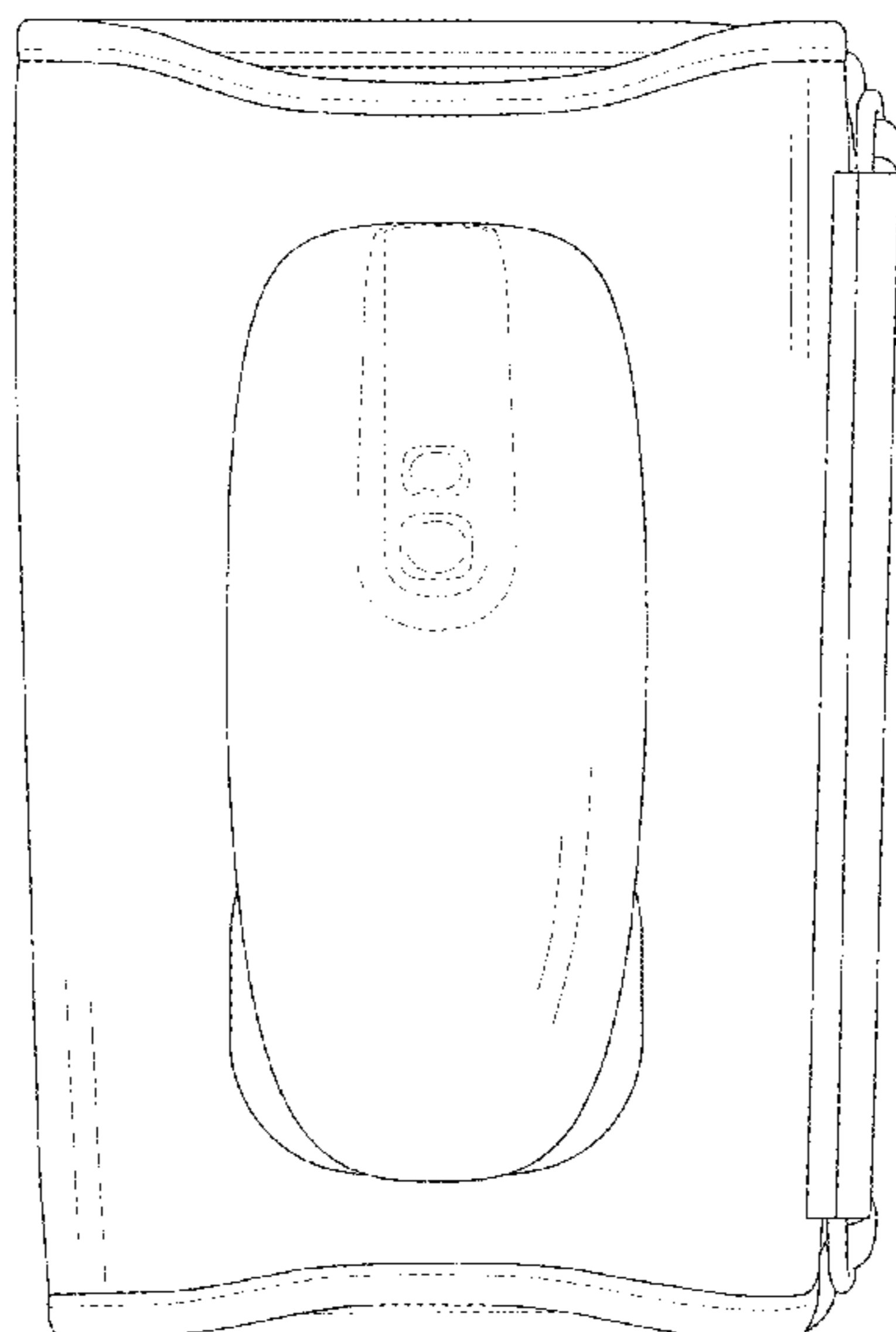
FIG. 1 is a front elevation view of a leg massager, showing my new design;
FIG. 2 is a rear elevation view thereof;
FIG. 3 is a left side elevation view thereof;
FIG. 4 is a right side elevation view thereof;
FIG. 5 is a top plan view thereof; and,
FIG. 6 is a bottom plan view thereof.
The broken lines shown in the figures are for the purpose of illustrating portions of the leg massager, which form no part of the claimed design.

1 Claim, 6 Drawing Sheets

(56) **References Cited**

U.S. PATENT DOCUMENTS

- D264,624 S * 5/1982 Wu 601/1
- D294,296 S * 2/1988 Sierra D21/685
- D397,225 S * 8/1998 Lange D24/215
- 6,554,787 B1 * 4/2003 Griffin A61F 7/02 601/70
- 6,615,086 B2 * 9/2003 Tsai A61N 1/0408 601/15
- 8,241,232 B2 * 8/2012 Sanders A61H 1/0266 36/11.5
- D680,735 S * 4/2013 Itabashi D3/220
- D687,950 S * 8/2013 Gitman D24/133
- D705,989 S * 5/2014 Levi D24/133
- 8,758,279 B2 * 6/2014 Karnwie-Tuah A61H 23/02 601/134



(56)

References Cited

U.S. PATENT DOCUMENTS

D757,291 S * 5/2016 Chen D24/215
9,802,041 B2 * 10/2017 Wong A61B 5/1101
D821,595 S * 6/2018 Ito D24/200
D834,209 S * 11/2018 Tan D24/200
D834,719 S * 11/2018 Theriot D24/200
D837,394 S * 1/2019 Cryan D24/200
2004/0267178 A1 * 12/2004 Benckendorff A61F 5/055
602/18
2017/0368345 A1 * 12/2017 Kong A61N 1/36021

* cited by examiner

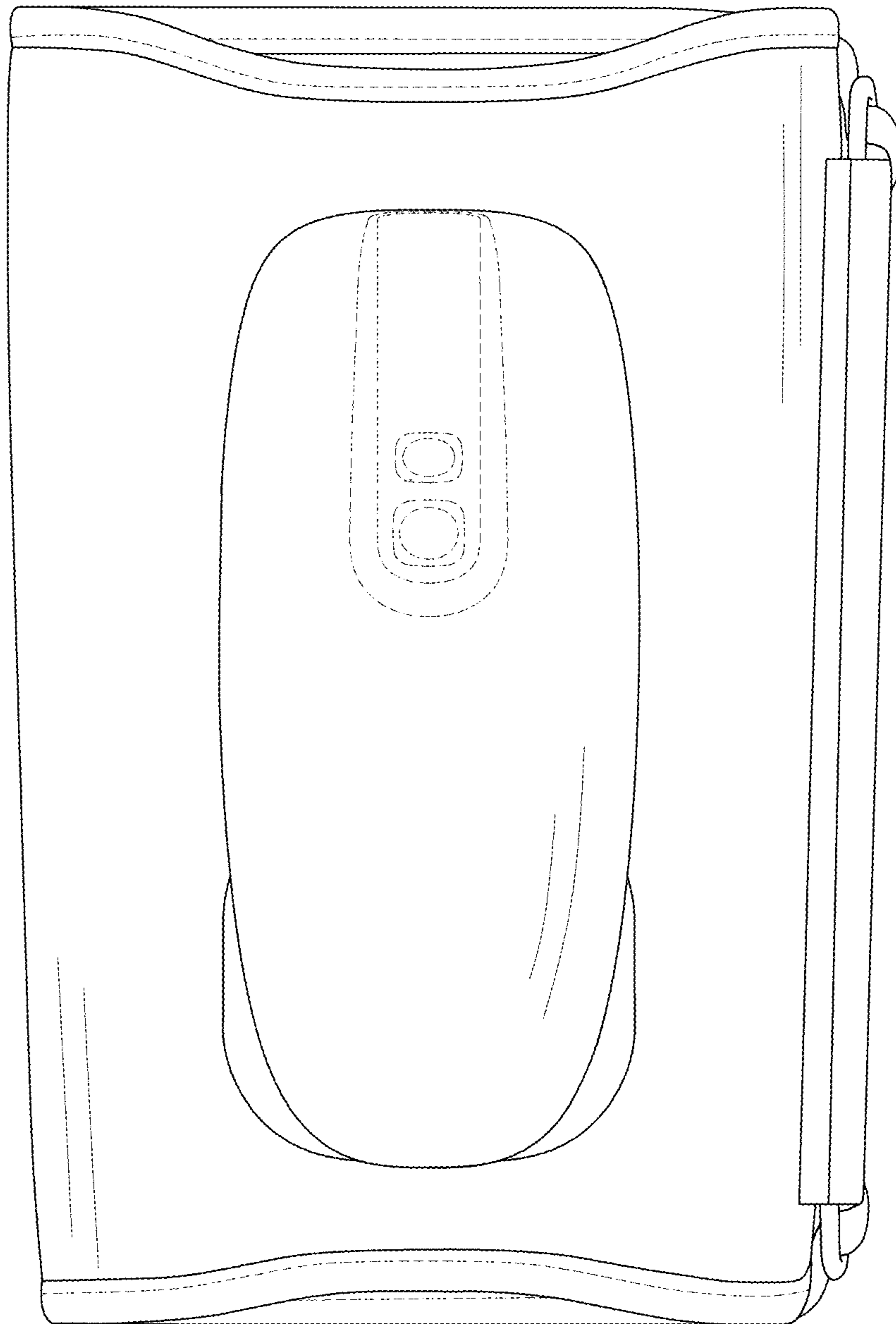


FIG. 1

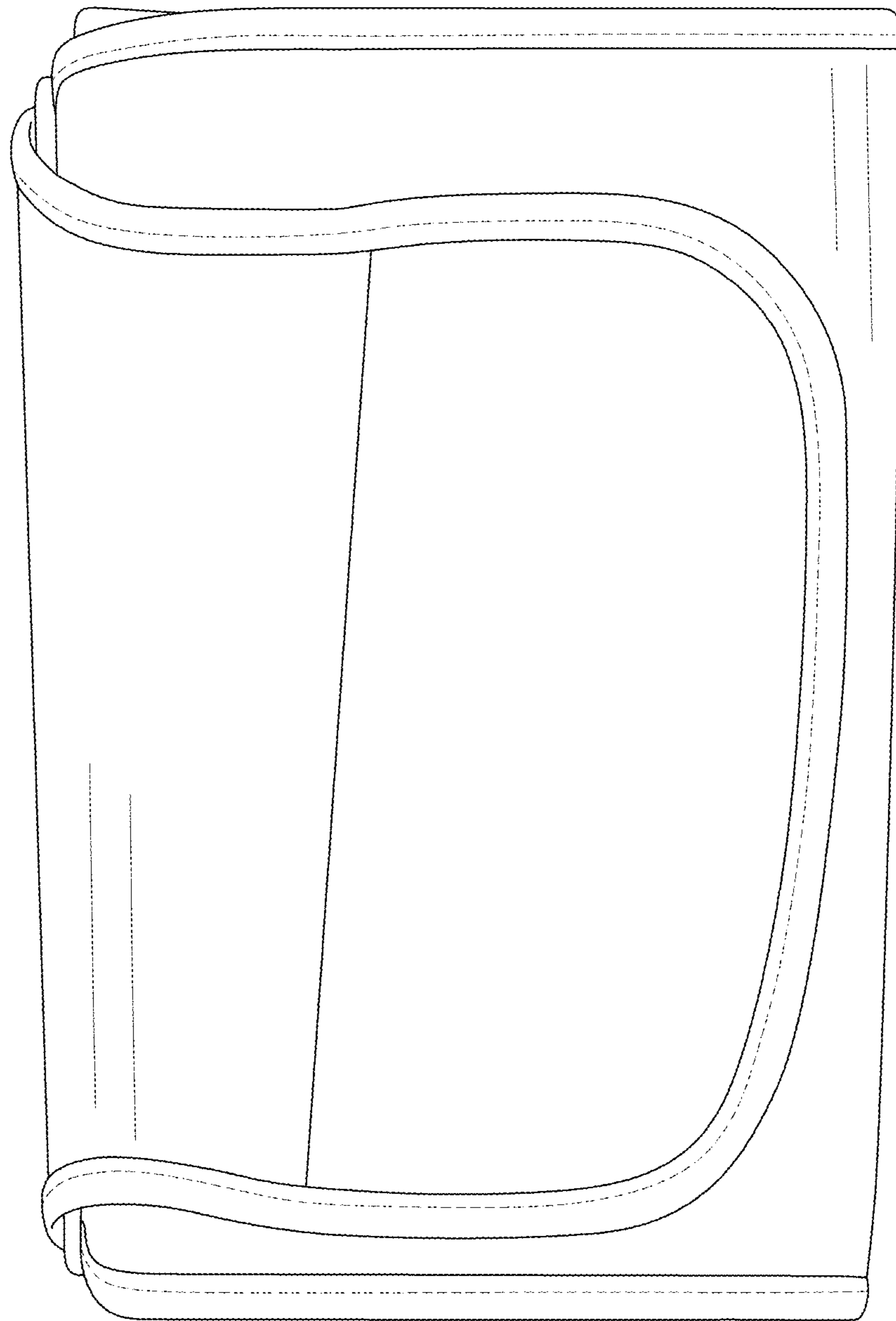


FIG. 2




FIG. 3

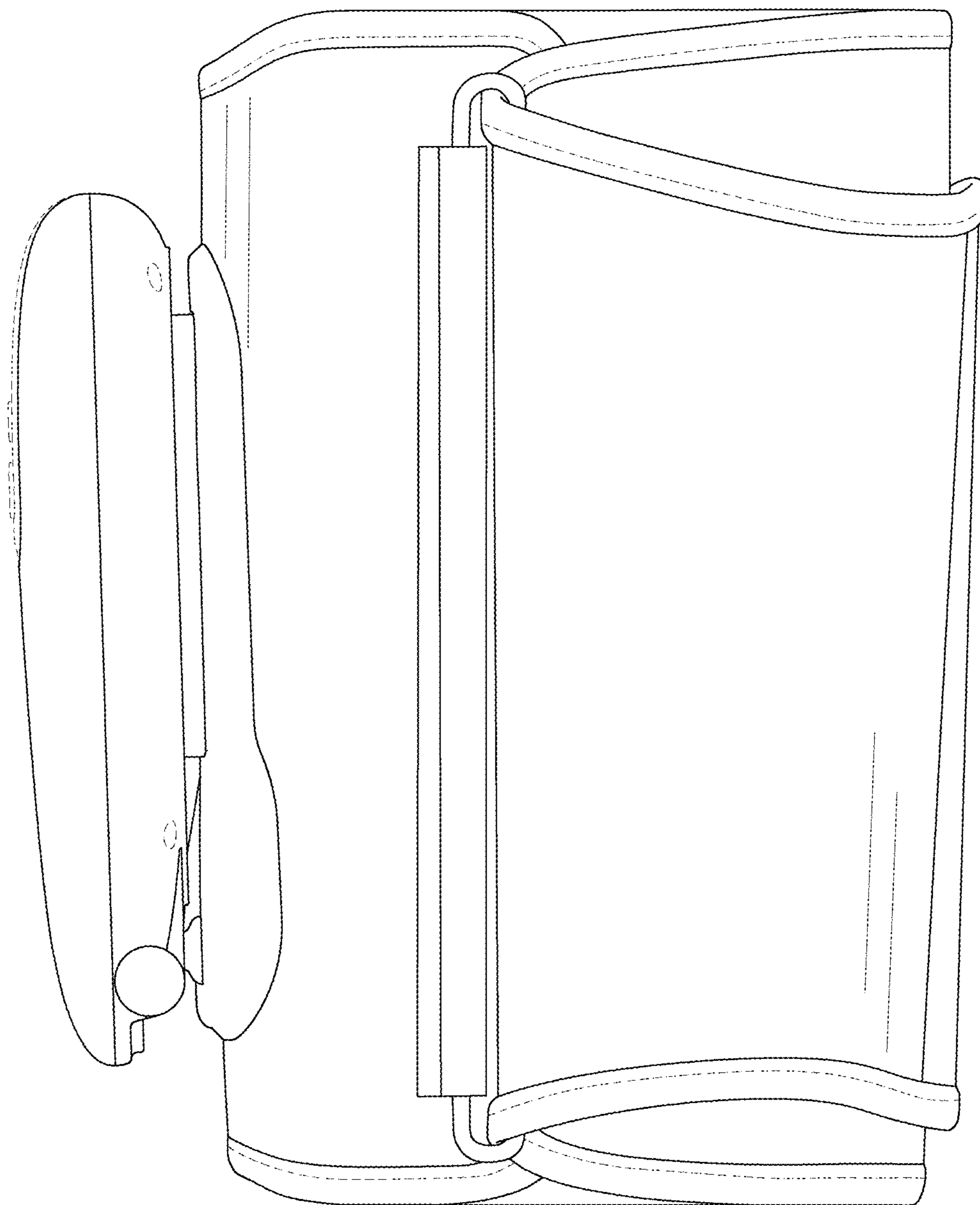


FIG. 4

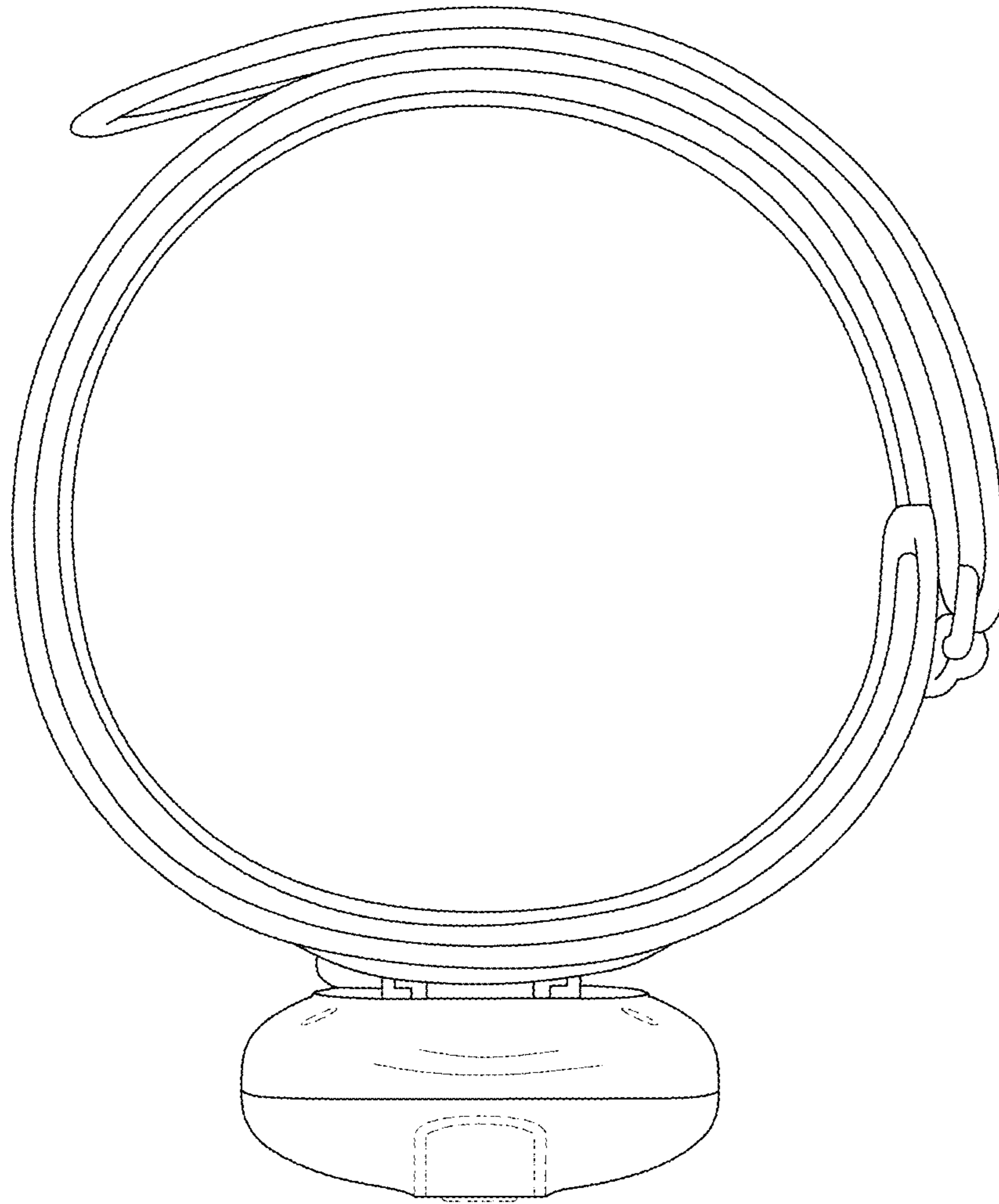


FIG. 5

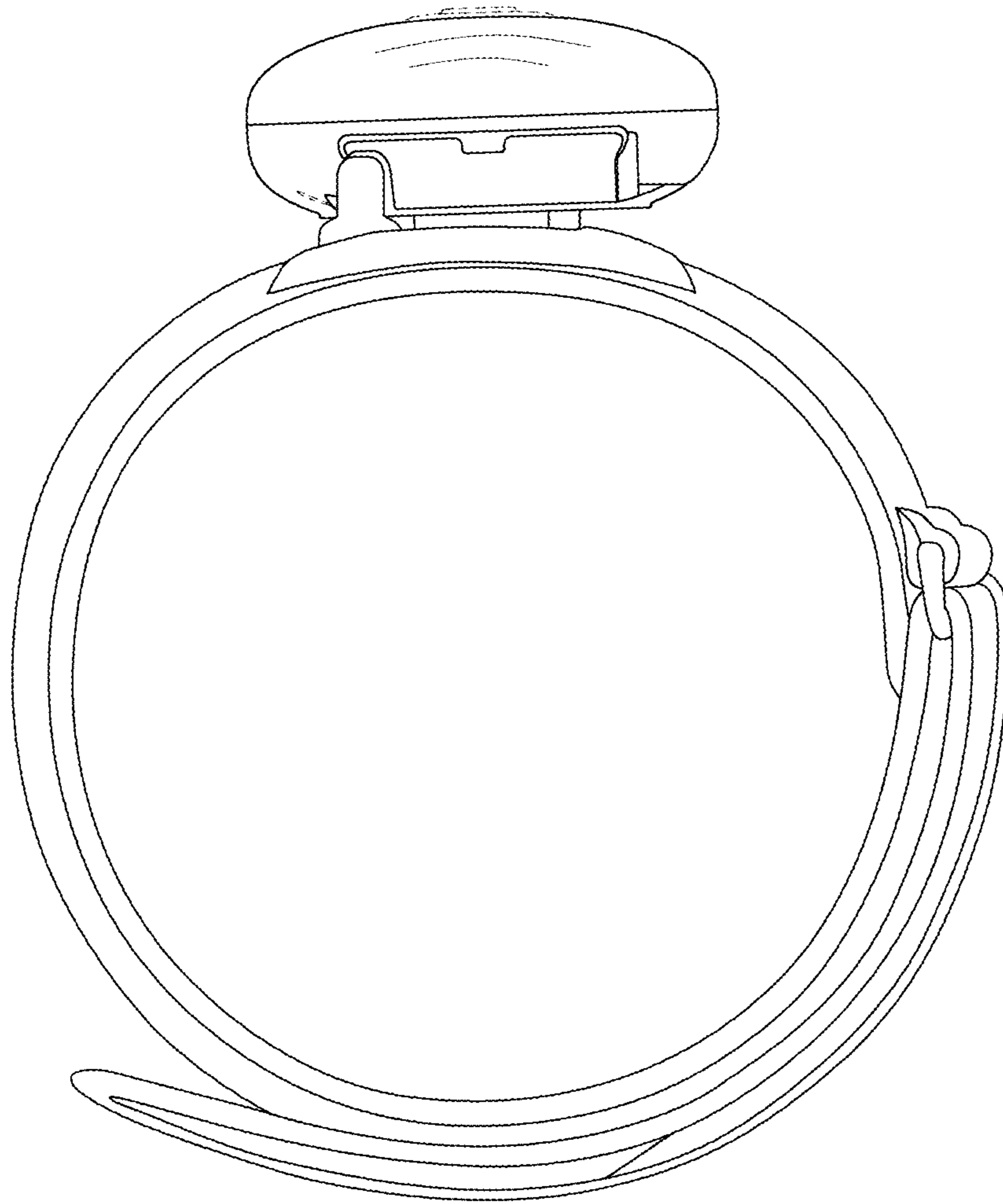


FIG. 6