



US00D871601S

(12) **United States Design Patent**
Zhang

(10) **Patent No.: US D871,601 S**

(45) **Date of Patent: ** Dec. 31, 2019**

(54) **LEG MASSAGER**
(71) Applicant: **Shenzhen Fit King Health Tech. Co., Ltd**, Shenzhen (CN)
(72) Inventor: **Hong Zhang**, Shenzhen (CN)
(**) Term: **15 Years**
(21) Appl. No.: **29/653,315**

8,241,232 B2 * 8/2012 Sanders A61H 1/0266
601/113
8,888,808 B1 * 11/2014 Park A61H 39/04
601/134
8,900,169 B2 * 12/2014 Smith A63B 71/1291
601/134
8,911,386 B2 * 12/2014 Zacharopoulos A61F 5/03
601/13
8,968,225 B2 * 3/2015 Lagus A61H 7/001
601/120
D847,359 S * 4/2019 Kern D24/200

(22) Filed: **Jun. 14, 2018**
(51) **LOC (12) Cl. 28-03**
(52) **U.S. Cl.**
USPC **D24/215**
(58) **Field of Classification Search**
USPC 601/15, 18, 19, 46-48, 52, 99, 112, 113,
601/118, 125, 126, 129, 134, 135, 137,
601/DIG. 12, DIG. 14-DIG. 17;
D24/133, 200, 211, 212, 213, 214, 215;
D3/229, 300, 302; D30/160
CPC .. A61N 1/0408; A61N 1/36021; A61H 1/008;
A61H 23/02; A61H 7/001; A61H
2201/0153; A63B 71/1291
See application file for complete search history.

OTHER PUBLICATIONS

Amazon, "Fit King Leg Air Massager for Cicalation Sequential Compression Wraps . . .", Oct. 19, 2017. https://www.amazon.com/FIT-KING-Circulation-Compression-Intensities/dp/B07GL2DP8F/ref=cm_cr_ar_p_d_product_top?ie=UTF8&th=1. Shown on p. 1. (Year: 2017).*

* cited by examiner

Primary Examiner — Cynthia Ramirez
Assistant Examiner — Michael A Maharajh

(56) **References Cited**

U.S. PATENT DOCUMENTS

D294,296 S * 2/1988 Sierra D21/685
5,097,822 A * 3/1992 Francis A61H 11/02
601/101
5,099,829 A * 3/1992 Wu A61H 39/002
601/DIG. 15
D345,805 S * 4/1994 Elkerbout D24/215
D389,584 S * 1/1998 Leventhal D24/200
D389,585 S * 1/1998 Leventhal D24/200
D393,317 S * 4/1998 Lange D24/215
D394,906 S * 6/1998 Lange D24/215
D397,225 S * 8/1998 Lange D24/215
6,554,787 B1 * 4/2003 Griffin A61F 7/02
601/DIG. 15
6,615,086 B2 * 9/2003 Tsai A61N 1/0408
601/15

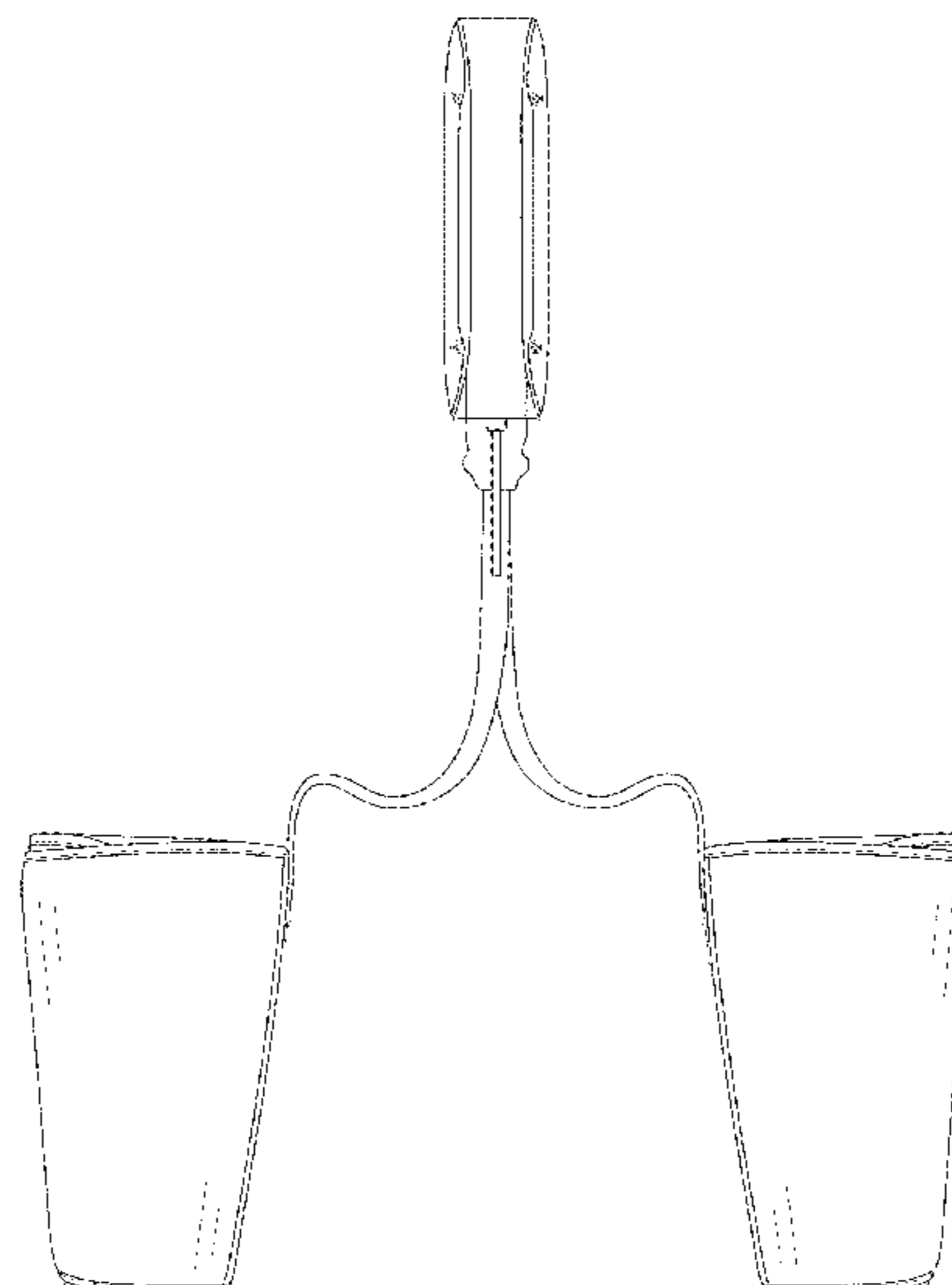
(57) **CLAIM**

The ornamental design for a leg massager, as shown and described.

DESCRIPTION

FIG. 1 is a front elevation view of a leg massager, showing my new design;
FIG. 2 is a rear elevation view thereof;
FIG. 3 is a left side elevation view thereof;
FIG. 4 is a right side elevation view thereof;
FIG. 5 is a top plan view thereof; and,
FIG. 6 is a bottom plan view thereof.
The broken lines shown in the figures are for the purpose of illustrating portions of the leg massager, which form no part of the claimed design.

1 Claim, 6 Drawing Sheets



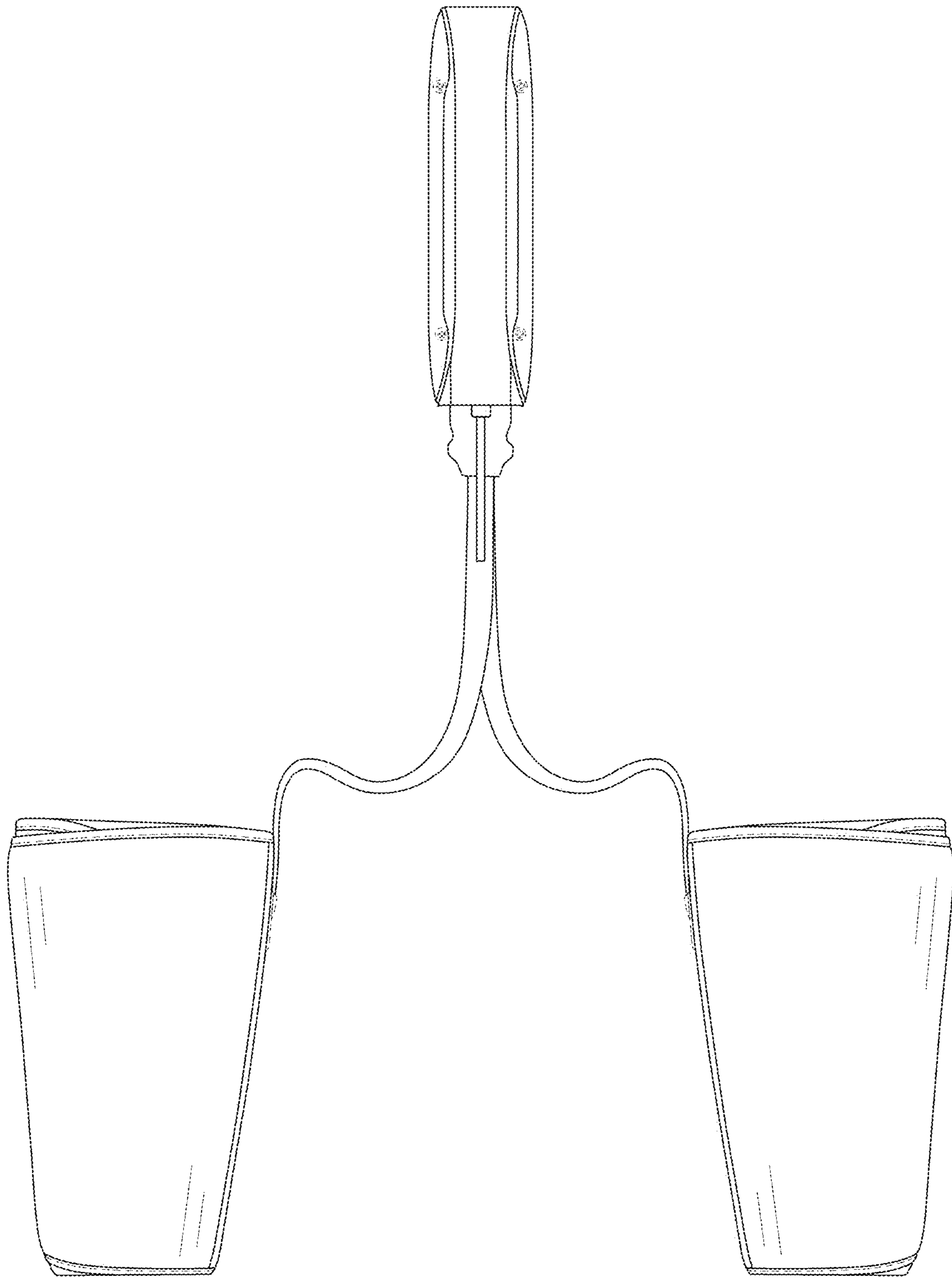


FIG. 1

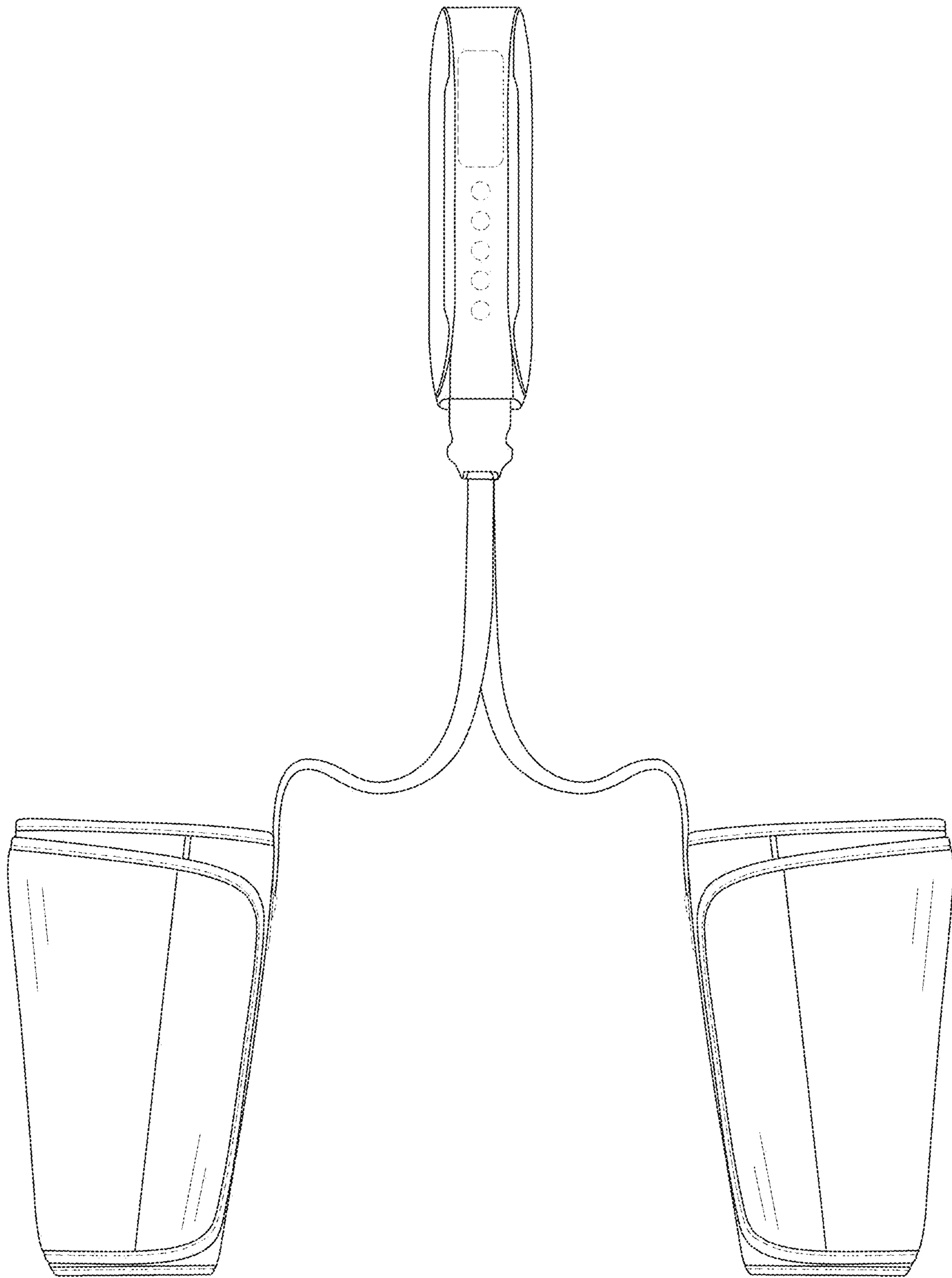


FIG. 2

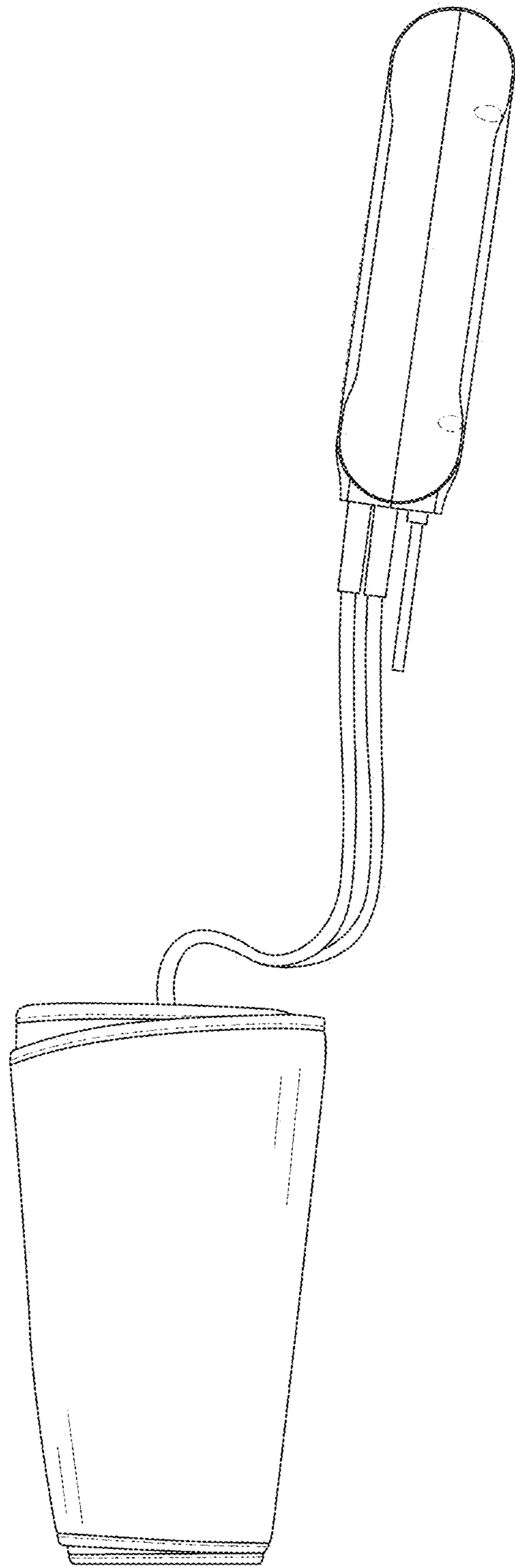


FIG. 3

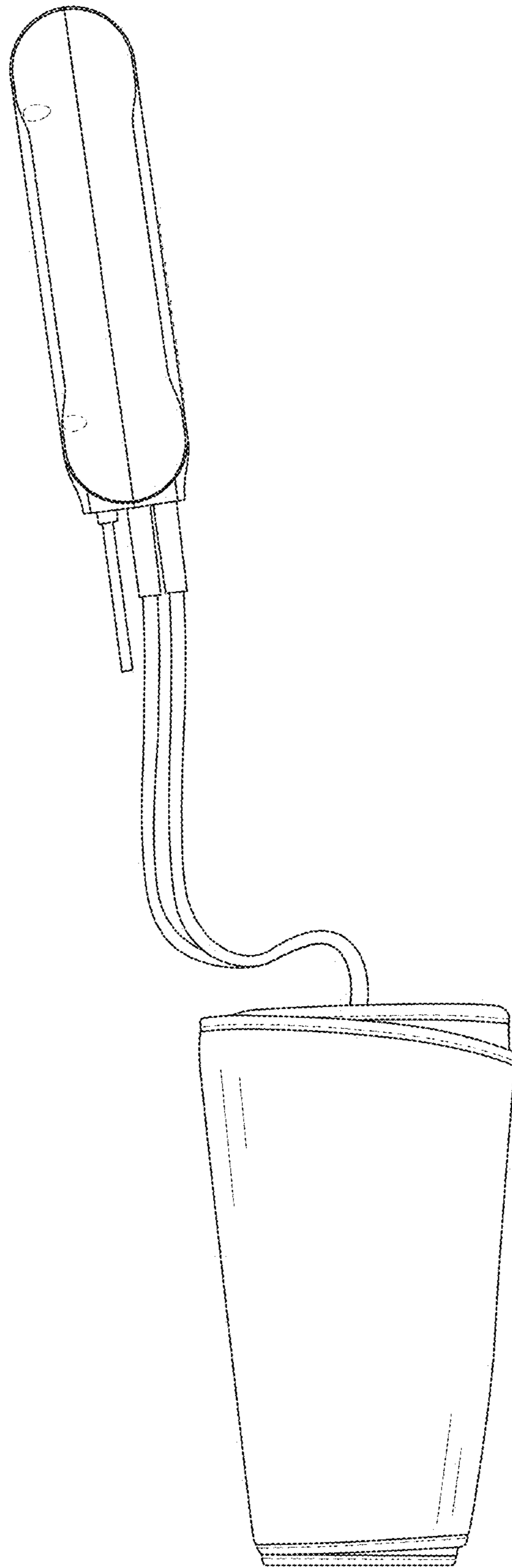


FIG. 4

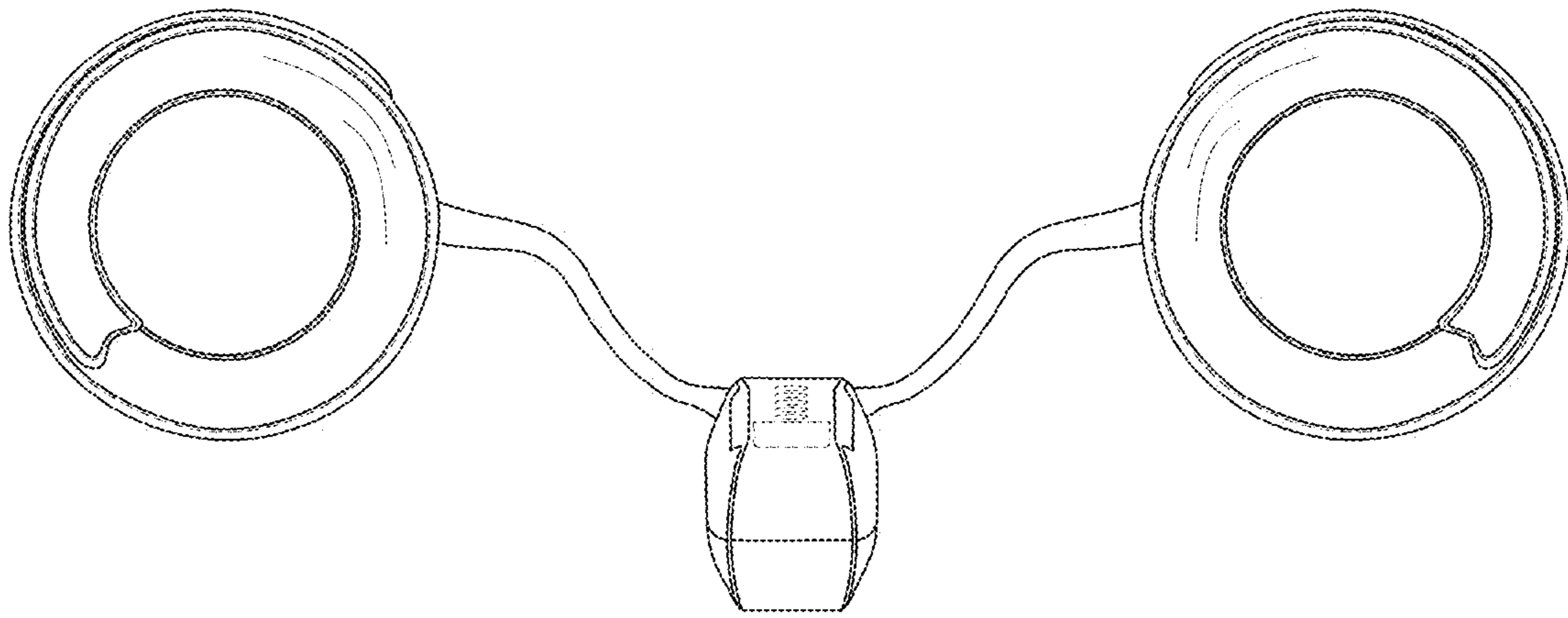


FIG. 5

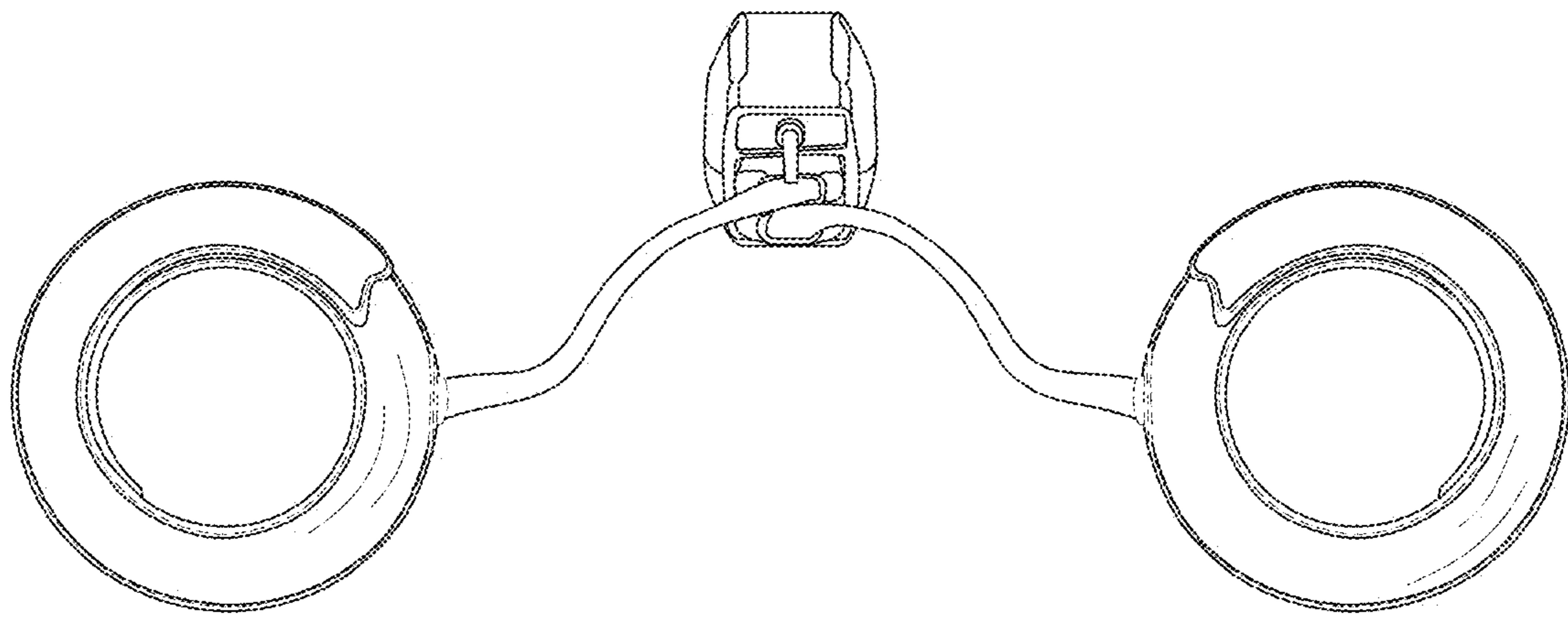


FIG. 6