



US00D871574S

(12) **United States Design Patent** (10) **Patent No.:** **US D871,574 S**  
**Lohk et al.** (45) **Date of Patent:** **\*\* Dec. 31, 2019**

(54) **BRONCHOSCOPE**

D729,384 S \* 5/2015 Renner ..... D24/138  
D743,027 S \* 11/2015 Renner ..... D24/138  
D754,336 S \* 4/2016 Renner ..... D24/137  
D810,934 S \* 2/2018 Renner ..... D24/138

(71) Applicant: **KARL STORZ SE & Co. KG**,  
Tuttlingen (DE)

(72) Inventors: **Margus Lohk**, Laagri (EE);  
**Indrek-Toomas Polluks**, Laagri (EE)

(73) Assignee: **KARL STORZ SE & Co. KG**,  
Tuttlingen (DE)

(\*\*) Term: **15 Years**

(21) Appl. No.: **29/659,203**

(22) Filed: **Aug. 7, 2018**

(30) **Foreign Application Priority Data**

Feb. 7, 2018 (EM) ..... 004698173-0001

(51) **LOC (12) Cl.** ..... **24-02**

(52) **U.S. Cl.**  
USPC ..... **D24/138**

(58) **Field of Classification Search**  
USPC ..... D24/138, 133, 135, 137, 140; D16/131;  
600/105; 606/46  
CPC . A61B 1/00128; A61B 1/00133; A61B 1/012;  
A61B 1/2676; A61B 1/00137; A61B  
1/018; A61B 1/267; A61B 1/2673  
See application file for complete search history.

(56) **References Cited**

**U.S. PATENT DOCUMENTS**

D534,656 S 1/2007 Pilvisto et al.  
D535,393 S 1/2007 Pilvisto et al.  
D632,783 S 2/2011 Maesarapu  
D663,027 S \* 7/2012 Halder ..... D24/137

\* cited by examiner

*Primary Examiner* — Wan Laymon

*Assistant Examiner* — Mark Booker

(74) *Attorney, Agent, or Firm* — Muncy, Geissler, Olds &  
Lowe, P.C.

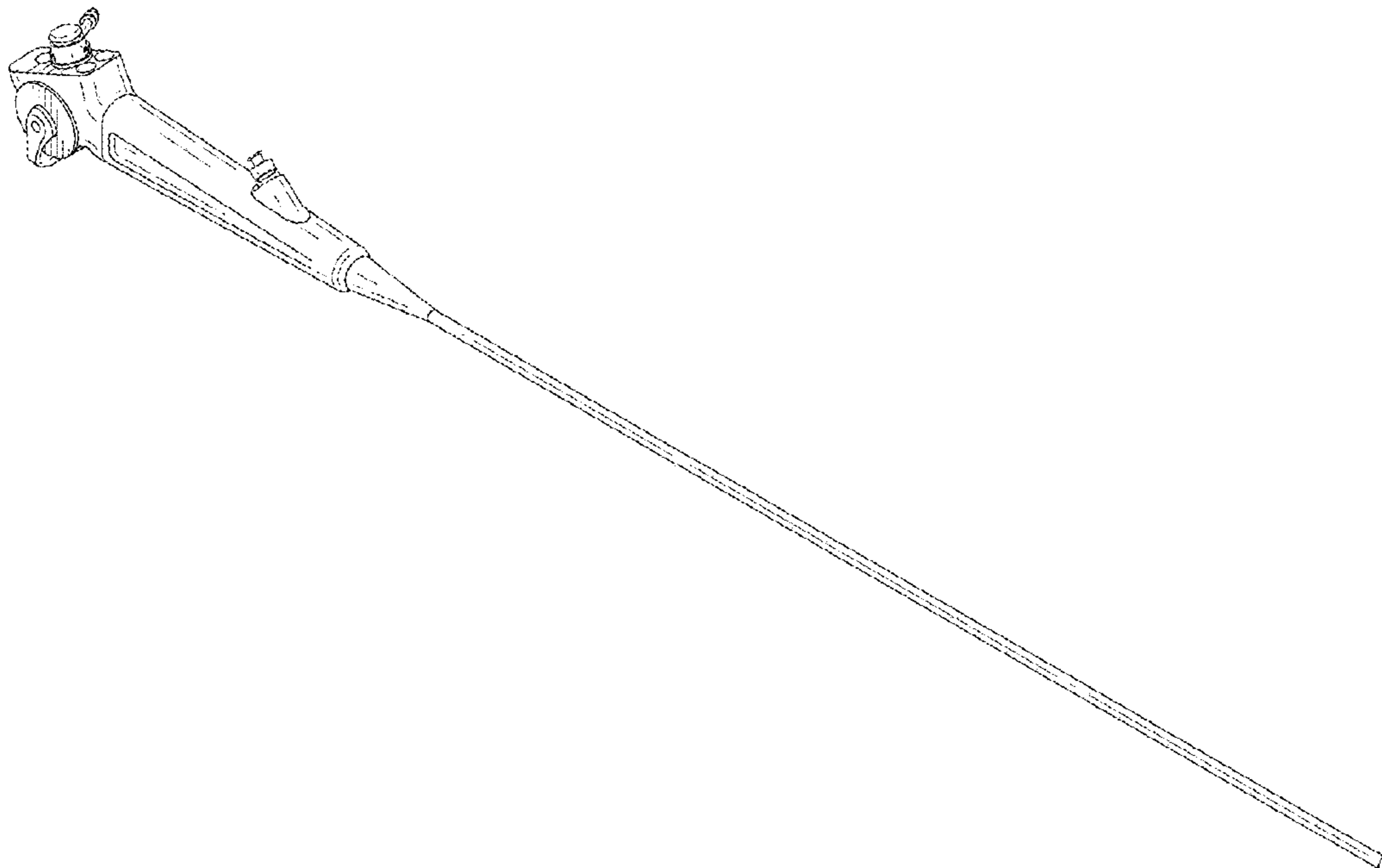
(57) **CLAIM**

The ornamental design for a bronchoscope, as shown and described.

**DESCRIPTION**

FIG. 1 is a front perspective view of a bronchoscope according to an embodiment of the present invention.  
FIG. 2 is a front view of the bronchoscope of FIG. 1.  
FIG. 3 is a rear view of the bronchoscope of FIG. 1.  
FIG. 4 is a left side view of the bronchoscope of FIG. 1.  
FIG. 5 is a right side view of the bronchoscope of FIG. 1.  
FIG. 6 is a top view of the bronchoscope of FIG. 1; and,  
FIG. 7 is a bottom view of the bronchoscope of FIG. 1.

**1 Claim, 6 Drawing Sheets**



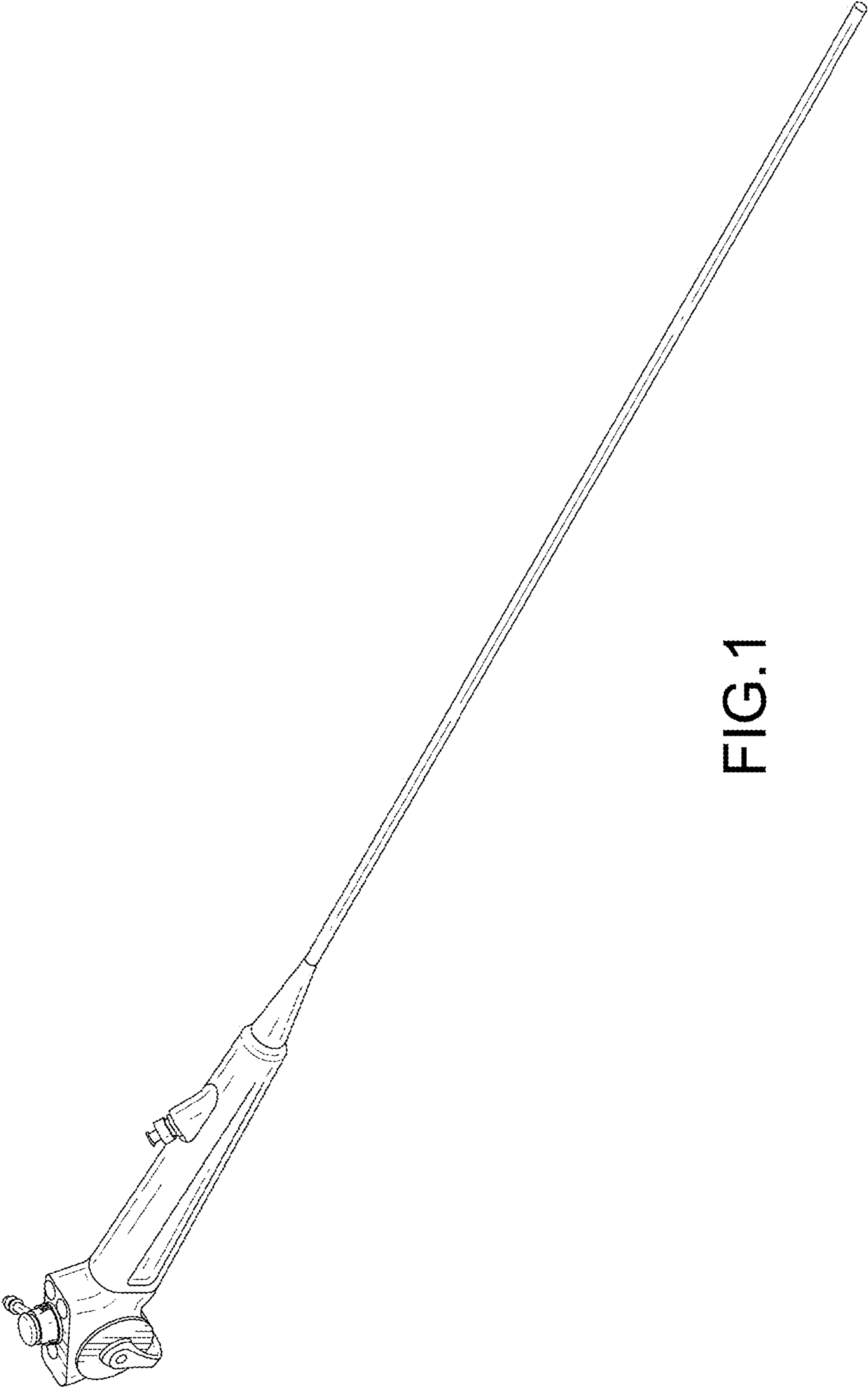


FIG.1

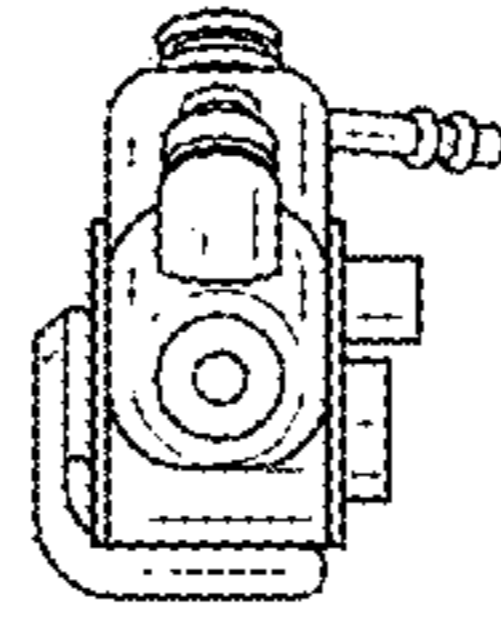


FIG.2

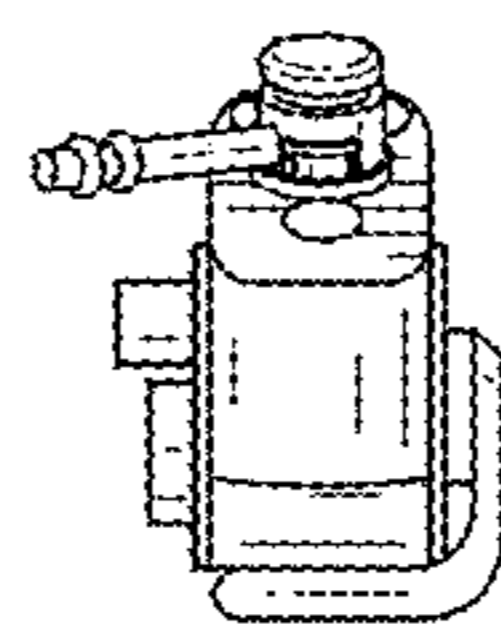


FIG.3

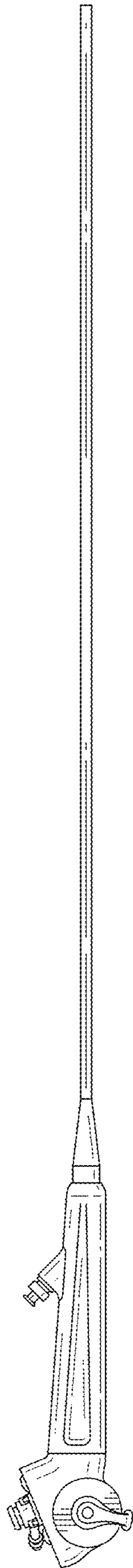


FIG.4

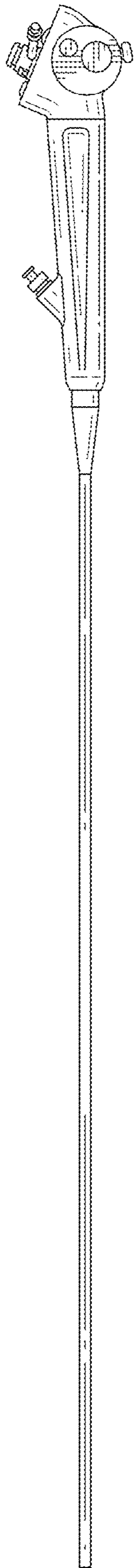


FIG.5

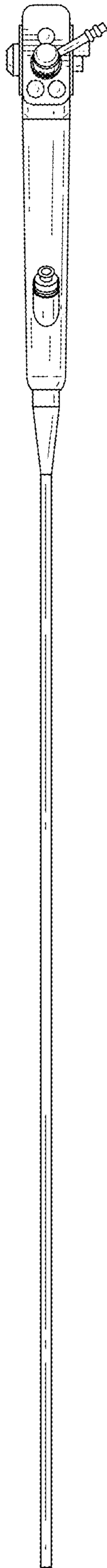


FIG.6

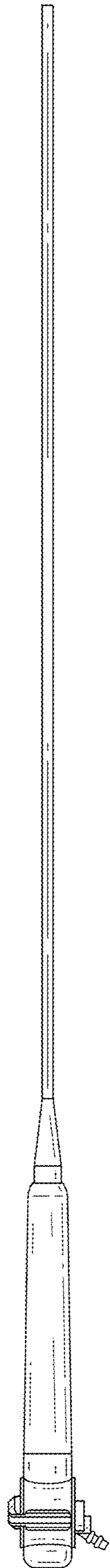


FIG.7