



US00D871550S

(12) **United States Design Patent**
Yu

(10) **Patent No.:** **US D871,550 S**

(45) **Date of Patent:** **** Dec. 31, 2019**

(54) **CENTERSET LAVATORY BASIN MIXER**

(71) Applicant: **Li E Yu**, Guangdong (CN)

(72) Inventor: **Li E Yu**, Guangdong (CN)

(**) Term: **15 Years**

(21) Appl. No.: **29/661,718**

(22) Filed: **Aug. 30, 2018**

(51) **LOC (12) Cl.** **23-01**

(52) **U.S. Cl.**
USPC **D23/242**

(58) **Field of Classification Search**
USPC D23/238, 241–243, 255, 257, 250, 252;
D8/307–308, 353
See application file for complete search history.

(56) **References Cited**

U.S. PATENT DOCUMENTS

- D288,835 S * 3/1987 Yost D23/241
- D601,228 S * 9/2009 Schoenherr D23/252
- D639,912 S * 6/2011 Schoenherr D23/252

- D640,350 S * 6/2011 Schoenherr D23/252
- D676,934 S * 2/2013 Obara D23/252
- D757,906 S * 5/2016 Flowers D23/242
- D799,644 S * 10/2017 Sieger D23/242
- D835,757 S * 12/2018 Schoenherr D23/252

* cited by examiner

Primary Examiner — Robert A Delehanty

(74) *Attorney, Agent, or Firm* — Enshan Hong; VLP Law Group LLP


(57) **CLAIM**

The ornamental design for a centerset lavatory basin mixer, as shown and described.

DESCRIPTION

FIG. 1 is a front view of a centerset lavatory basin mixer showing my new design;
FIG. 2 is a back view thereof;
FIG. 3 is a left view thereof;
FIG. 4 is a right view thereof;
FIG. 5 is a top view thereof; and,
FIG. 6 is a perspective view thereof.

1 Claim, 6 Drawing Sheets



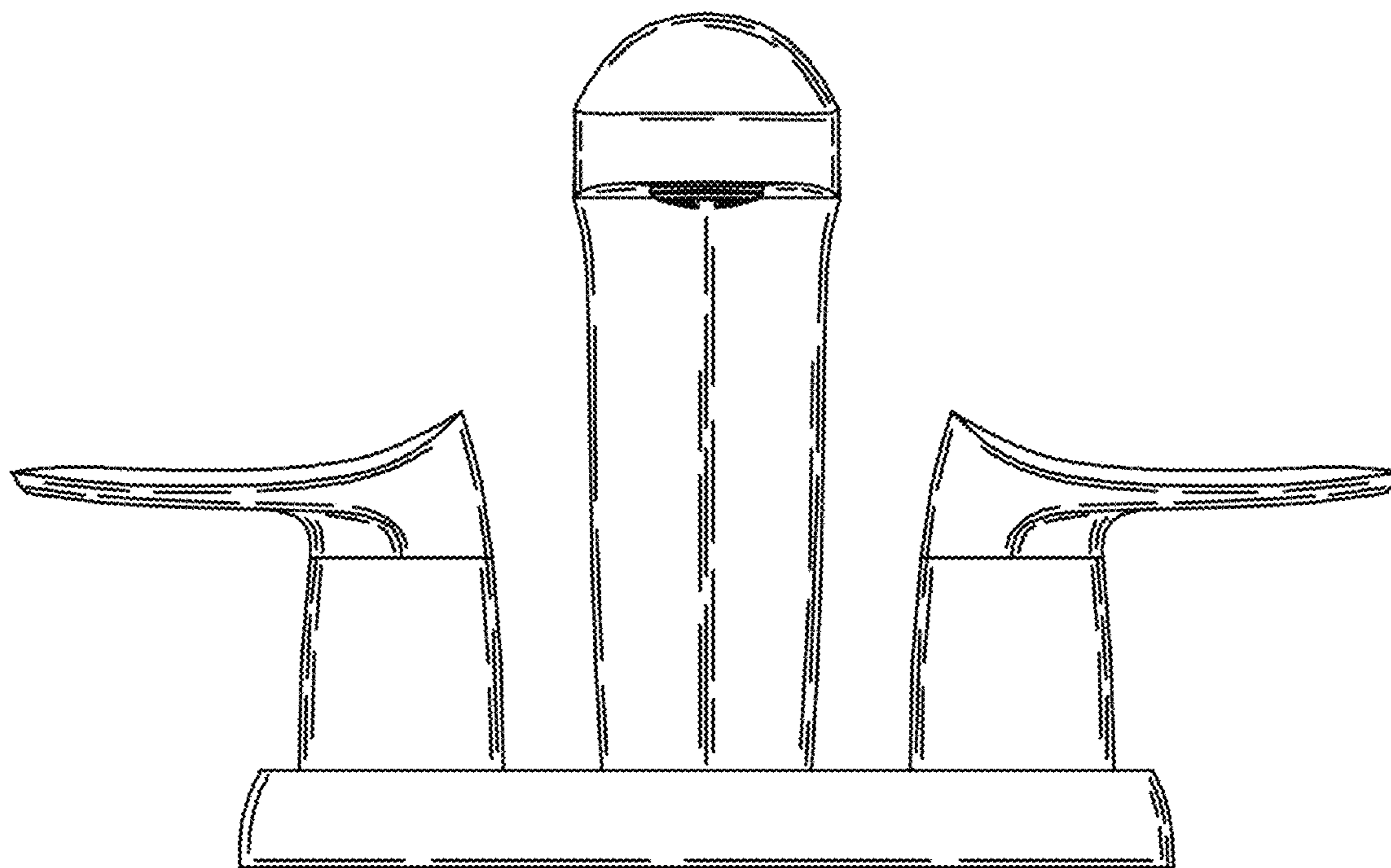


FIG. 1




FIG. 2

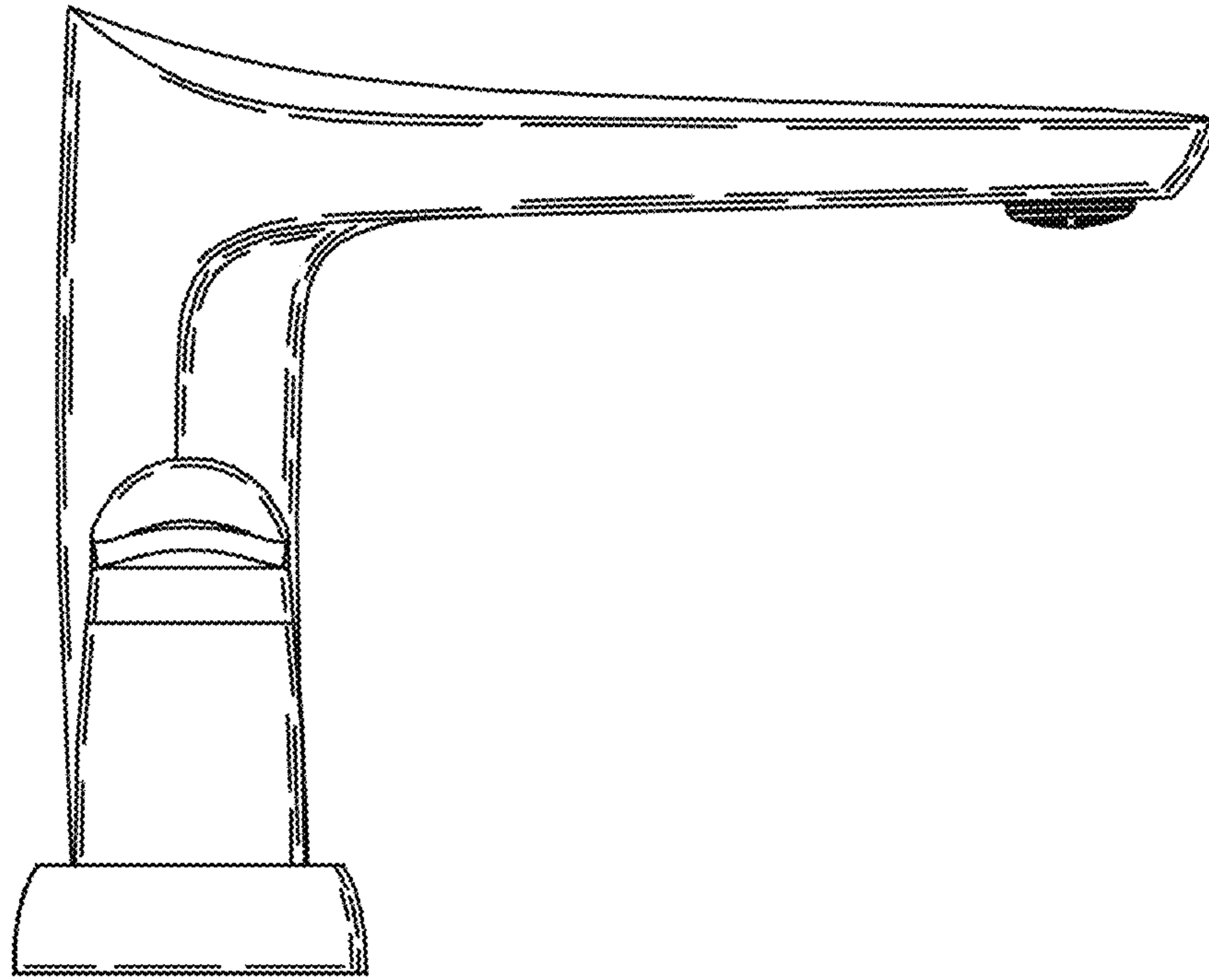


FIG. 3

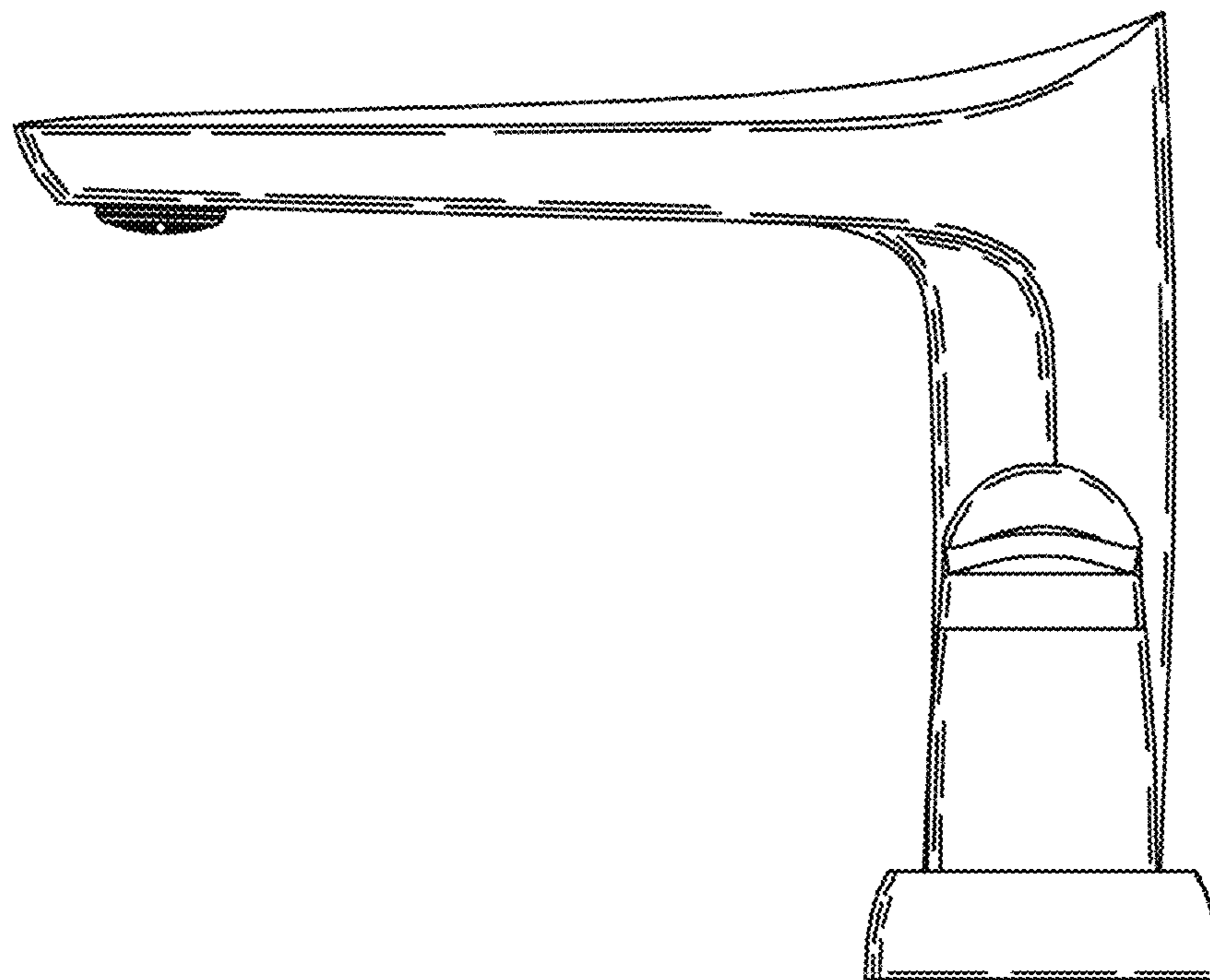


FIG. 4

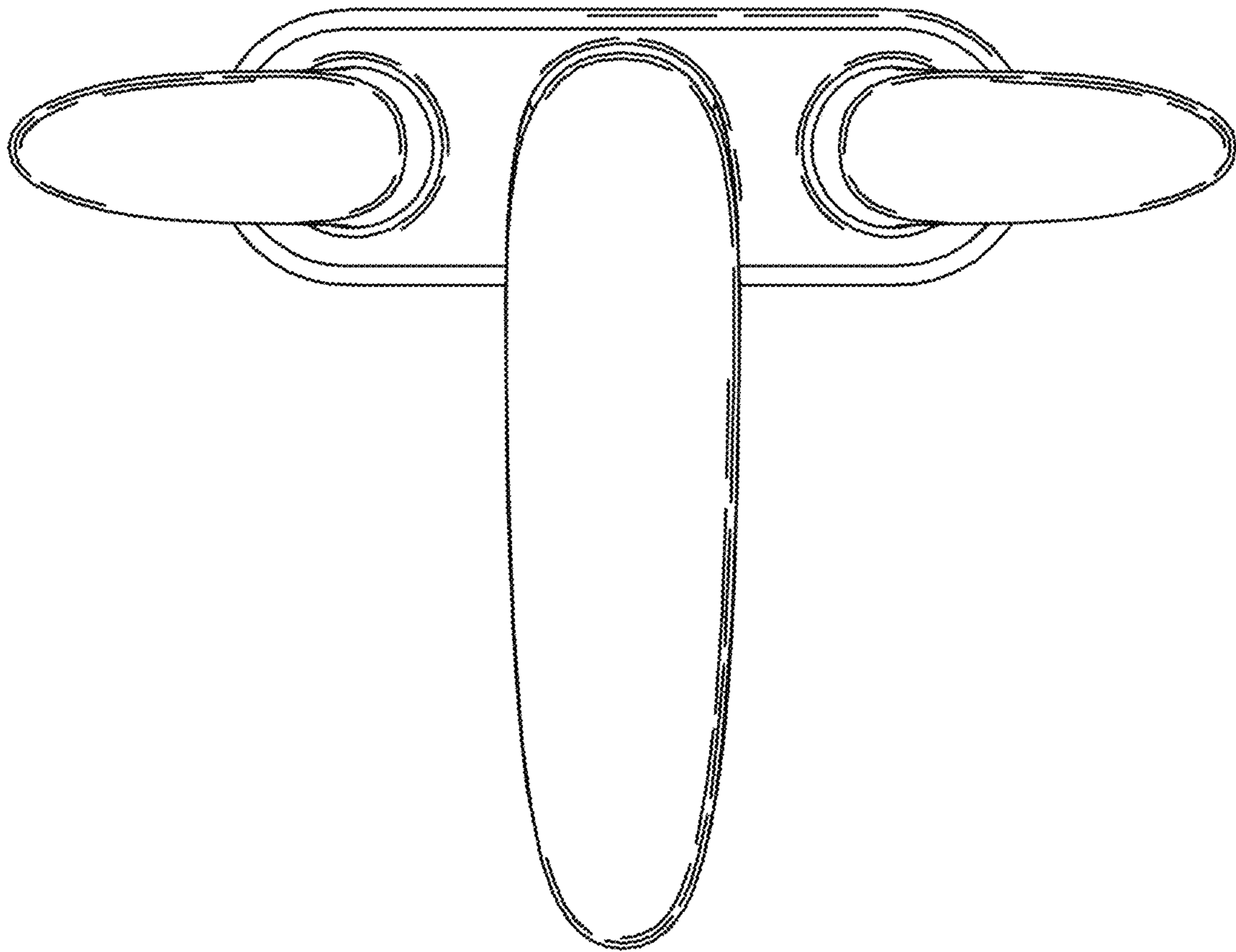


FIG. 5




FIG. 6