



US00D871514S

(12) **United States Design Patent**
Weisman et al.

(10) **Patent No.:** **US D871,514 S**

(45) **Date of Patent:** **** Dec. 31, 2019**

(54) **WATER TOY**

(71) Applicant: **Global Marketing Enterprise (GME) Ltd., Tel Aviv (IL)**

(72) Inventors: **Zafirra Weisman, Tel Aviv (IL); Israel Zanger, Tel Aviv (IL)**

(73) Assignee: **Global Marketing Enterprise (GME) Ltd., Tel Aviv (IL)**

(**) Term: **15 Years**

(21) Appl. No.: **29/653,621**

(22) Filed: **Jun. 17, 2018**

(30) **Foreign Application Priority Data**

Jan. 28, 2018 (IL) 61559

(51) **LOC (12) Cl.** **21-01**

(52) **U.S. Cl.**
USPC **D21/608**

(58) **Field of Classification Search**
USPC D6/598; D11/158, 162; D21/398, 401, D21/473-474, 576-596, 606-608, 634, D21/639; 446/368-369, 376, 428, 487; D23/215, 222

CPC ... A63H 3/00; A63H 3/02; A63H 3/04; A63H 3/12; A63H 3/16; A63H 3/28; A63H 33/00; A63H 7/06; A63H 11/00; A63H 11/10; A63H 11/20; A63H 13/00; A63H 33/04; A63H 33/08; A63H 23/10

See application file for complete search history.

(56) **References Cited**

U.S. PATENT DOCUMENTS

D77,325 S * 12/1928 Lovat-Fraser et al. D21/634
1,828,034 A * 10/1931 Einfalt A63H 23/10
446/158

D150,020 S * 6/1948 Martin D21/608
D159,127 S * 6/1950 Allen et al. D21/608
D164,489 S * 9/1951 Hahn D21/634
2,650,453 A * 9/1953 Martin A63H 23/10
446/156
D206,601 S * 1/1967 Elzaurdia D21/608
D220,195 S * 3/1971 Steffens D21/608
D260,915 S * 9/1981 Orenstein D21/608
D277,496 S * 2/1985 Daugherty D21/608
D295,995 S * 5/1988 Ryland A63H 11/10
D21/608
D298,066 S * 10/1988 Bussell D21/608
6,071,168 A * 6/2000 Yang A63H 11/10
446/269
D496,494 S * 9/2004 Hood D21/608
D505,167 S * 5/2005 Chen D21/608
D510,607 S * 10/2005 Chen D21/608
D514,631 S * 2/2006 Schechter D21/608
7,347,759 B2 * 3/2008 Williams, Sr. A63H 23/00
446/158

(Continued)

Primary Examiner — Sandra L Morris

(74) *Attorney, Agent, or Firm* — Roach Brown McCarthy & Gruber, P.C.; Kevin D. McCarthy

(57) **CLAIM**

The ornamental design for water toy, as shown and described.

DESCRIPTION

FIG. 1 is a front perspective view of a water toy;

FIG. 2 is a right side view thereof;

FIG. 3 is a left side view thereof;

FIG. 4 is a front view thereof;


FIG. 5 is a back view thereof;

FIG. 6 is a top view thereof; and,

FIG. 7 is a bottom view thereof.

The broken lines in FIG. 7 are included for the purpose of illustrating a portion of the bottom that forms no part of the claimed design.

1 Claim, 7 Drawing Sheets



(56)

References Cited

U.S. PATENT DOCUMENTS

D639,383 S * 6/2011 Holbrook D21/608
D651,662 S * 1/2012 Monahan A63H 23/10
D21/608

* cited by examiner

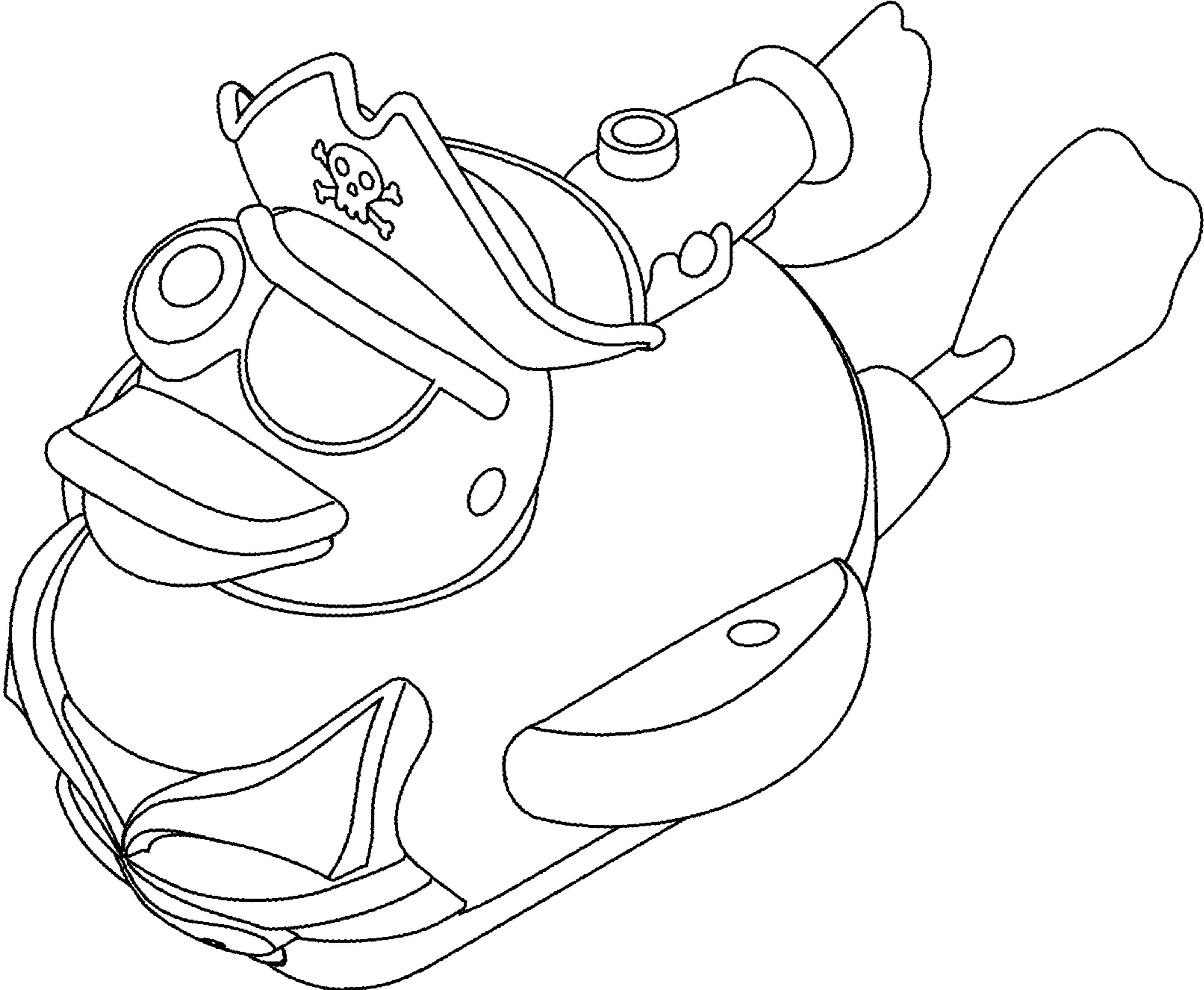


Fig.1




Fig. 2




Fig. 3




Fig.4




Fig.5

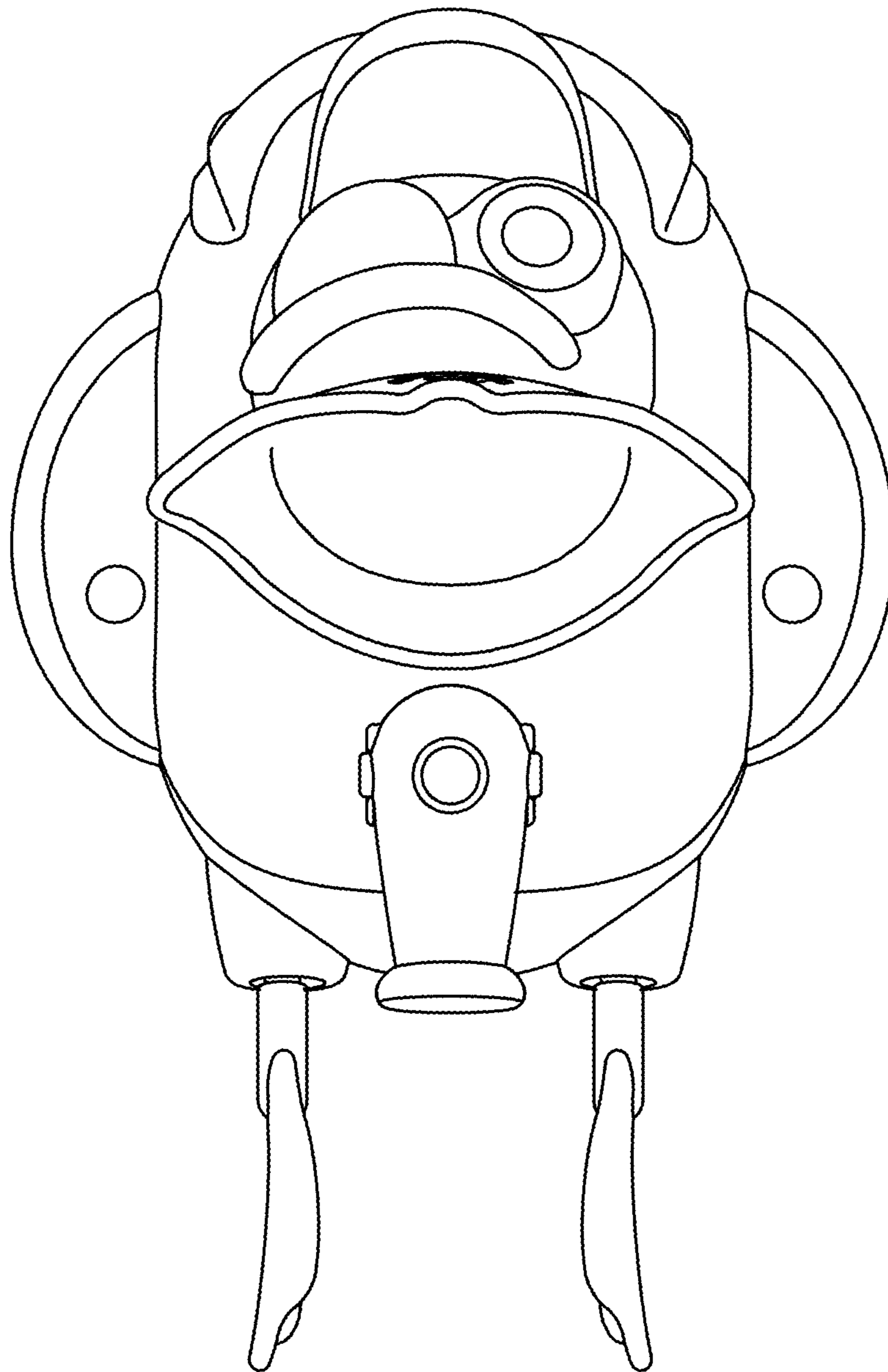


Fig.6

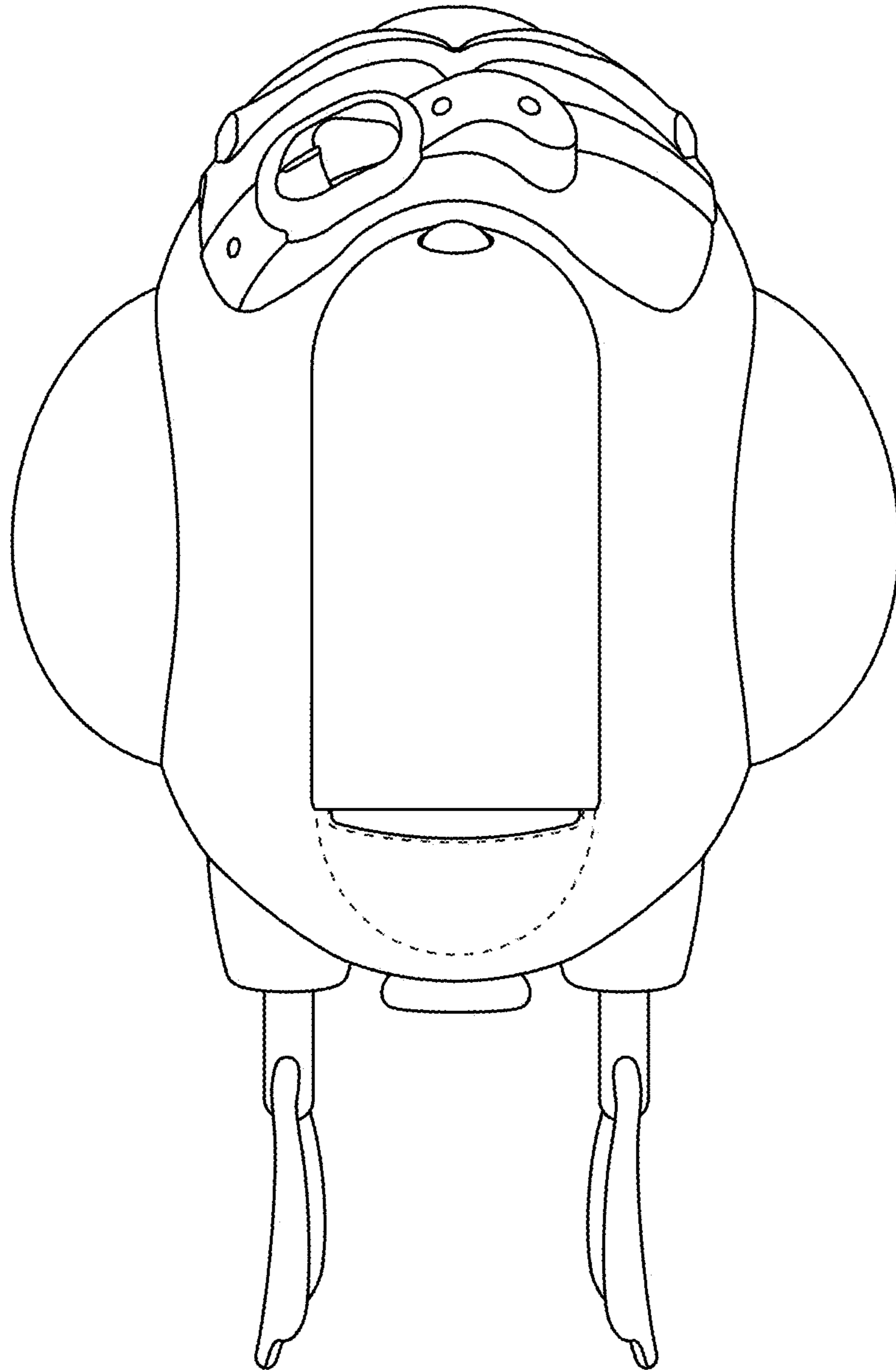


Fig. 7