



US00D871508S

(12) **United States Design Patent**
Lo et al.

(10) **Patent No.: US D871,508 S**

(45) **Date of Patent: ** Dec. 31, 2019**

(54) **CAKE BUBBLE MACHINE**

(71) Applicant: **Wing Hing Manufacturing Co. Ltd.**,
Tsuen Wan (HK)

(72) Inventors: **Lap Shun Lo**, Tsuen Wan (HK); **Wai Chung Lo**, Tsuen Wan (HK)

(73) Assignee: **Wing Hing Manufacturing Co. Ltd.**,
Hong Kong (HK)

(**) Term: **15 Years**

(21) Appl. No.: **29/659,889**

(22) Filed: **Aug. 13, 2018**

(51) **LOC (12) Cl.** **21-01**

(52) **U.S. Cl.**
USPC **D21/401; D21/483**

(58) **Field of Classification Search**
USPC D21/401, 483, 493, 507, 530; D1/101,
D1/102, 129; D3/271.1; D7/539, 563,
D7/564, 567, 568, 571, 572, 575, 610,
D7/613, 628, 672, 675, 677; D9/600,
D9/643; D11/125, 157; D20/37; D26/4,
D26/7, 14, 16, 57, 95; D28/79;
446/15-21, 71-74, 76, 176, 178, 199,
446/201, 213, 217, 218, 475, 484, 487,
446/491
CPC A63H 33/00; A63H 33/26; A63H 33/28
See application file for complete search history.

(56) **References Cited**

U.S. PATENT DOCUMENTS

D103,394 S * 3/1937 Frei, Jr. D20/36
D157,043 S * 1/1950 Gruber et al. D1/129
D275,119 S * 8/1984 Eicher D21/507
D322,280 S * 12/1991 English D1/129
5,242,308 A * 9/1993 Estrada A63H 37/00
434/365
D349,261 S * 8/1994 Huang D11/158

5,372,533 A * 12/1994 Sujack A63H 33/3055
446/488
5,736,659 A * 4/1998 Kyle, Jr. A47G 19/025
446/265
D419,206 S * 1/2000 Wei D21/483
D419,438 S * 1/2000 Gardner D1/129
D562,497 S * 2/2008 Zilca D1/129
D600,289 S * 9/2009 Lo D21/401
7,698,841 B1 * 4/2010 Vivat A63H 37/00
40/416
D770,862 S * 11/2016 Subotic D7/610

FOREIGN PATENT DOCUMENTS

CN 301982270 * 7/2012
CN 302662576 * 11/2013
CN 303416421 * 10/2015
CN 303579826 * 2/2016
GB 2032536 * 1/1994

* cited by examiner

Primary Examiner — Catherine A Tuttle

(74) *Attorney, Agent, or Firm* — Burke, Williams & Sorensen, LLP

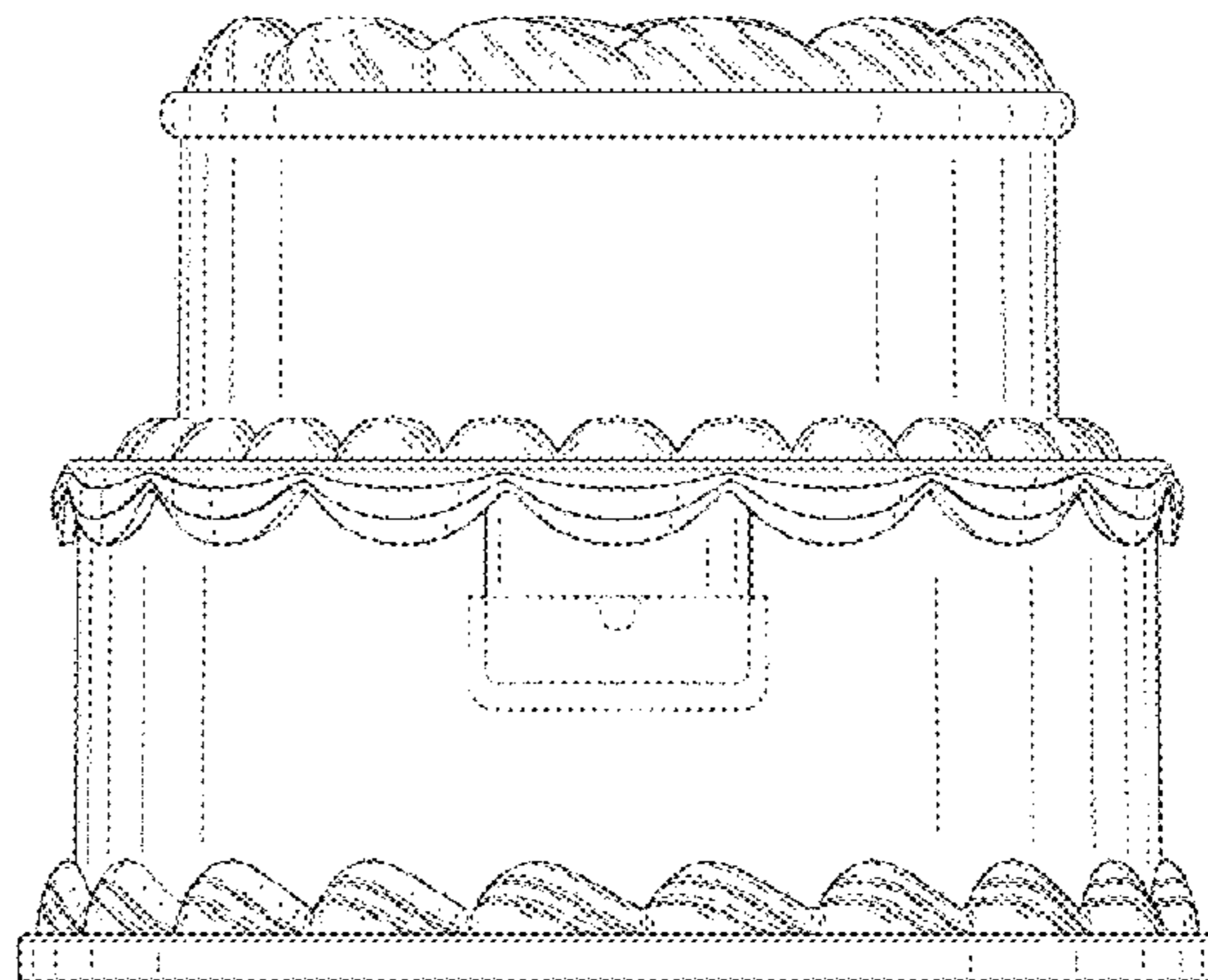
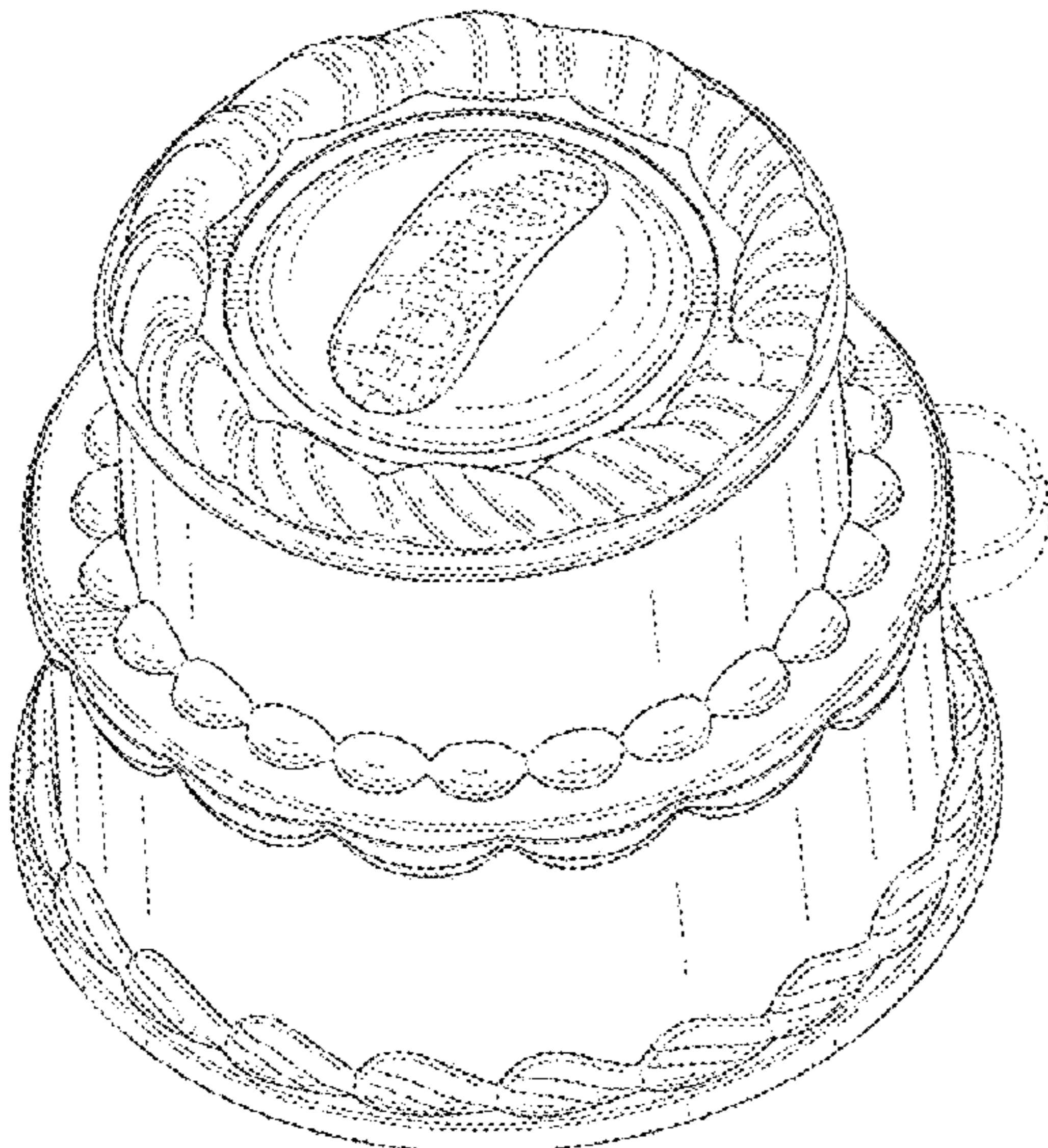
(57) **CLAIM**

The ornamental design for cake bubble machine, as shown and described.

DESCRIPTION

FIG. 1 is a top left perspective view of the cake bubble machine showing our new design; FIG. 2 is a top right perspective view thereof; FIG. 3 is a front elevation view thereof; FIG. 4 is a rear elevation view thereof; FIG. 5 is a right side elevation view thereof; FIG. 6 is a left side elevation view thereof; FIG. 7 is a top plan view thereof; and, FIG. 8 is a bottom plan view thereof. The broken lines depict the portions of the cake bubble machine that form no part of the claimed design.

1 Claim, 8 Drawing Sheets



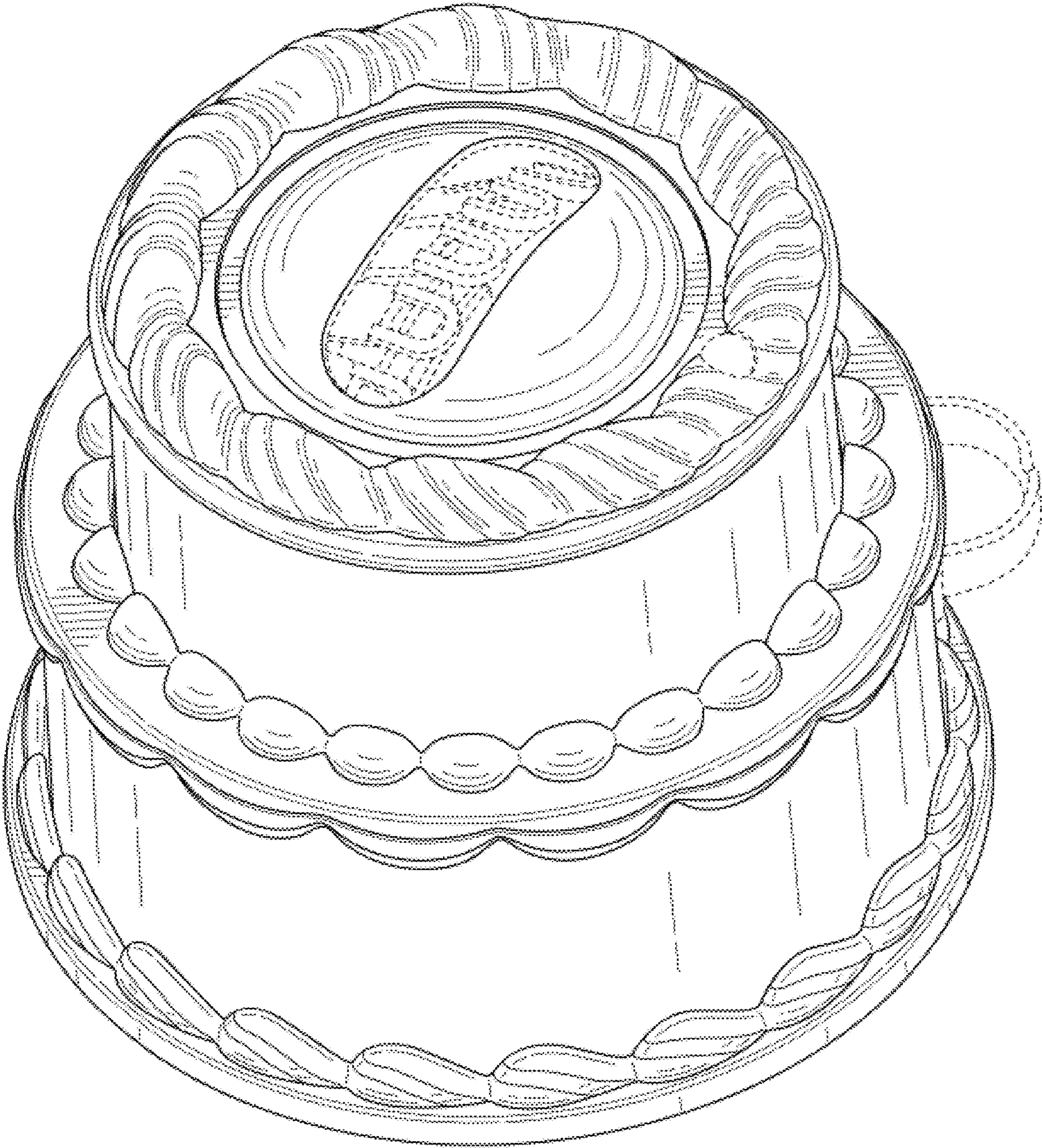


FIG. 1




FIG. 2

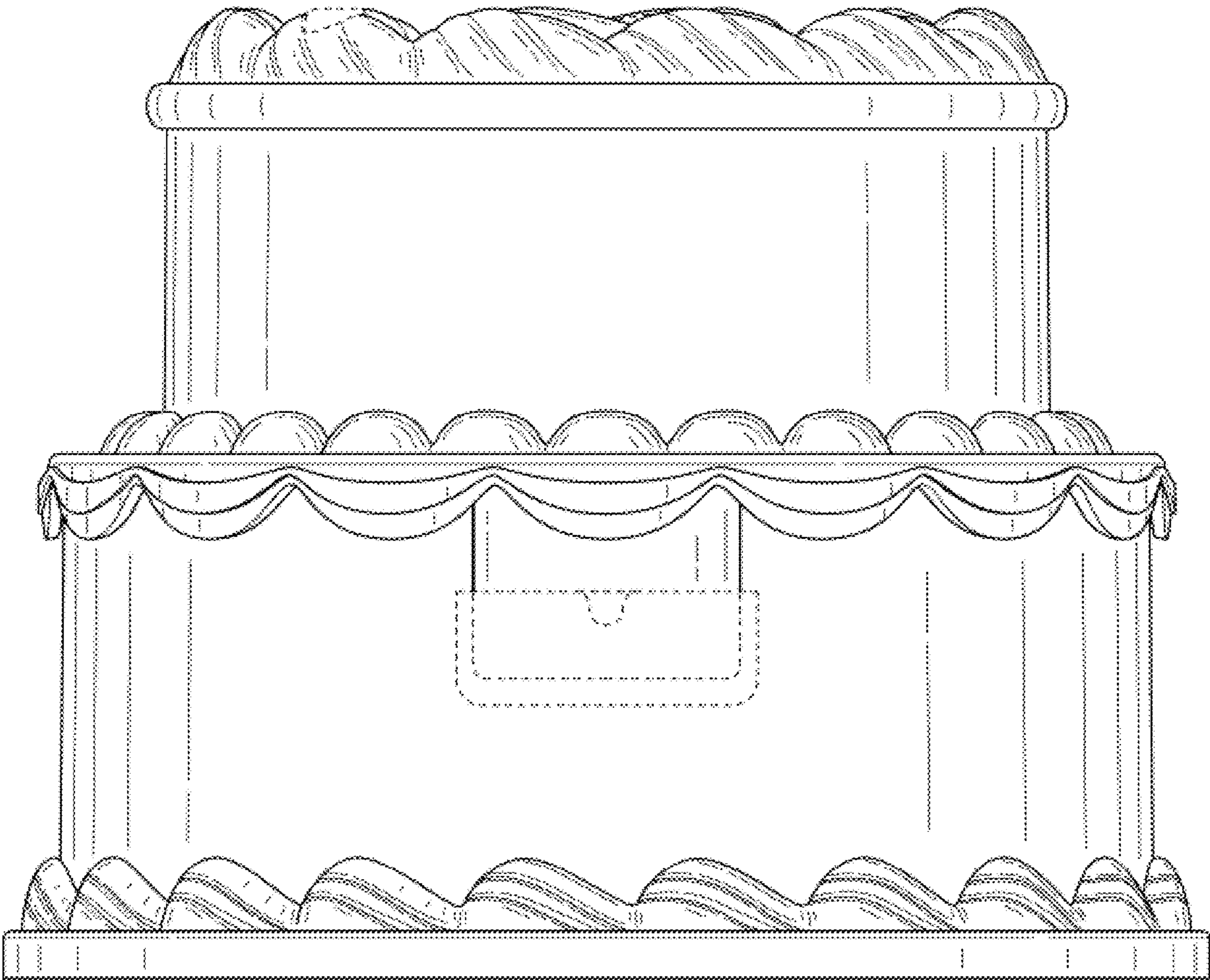


FIG. 3

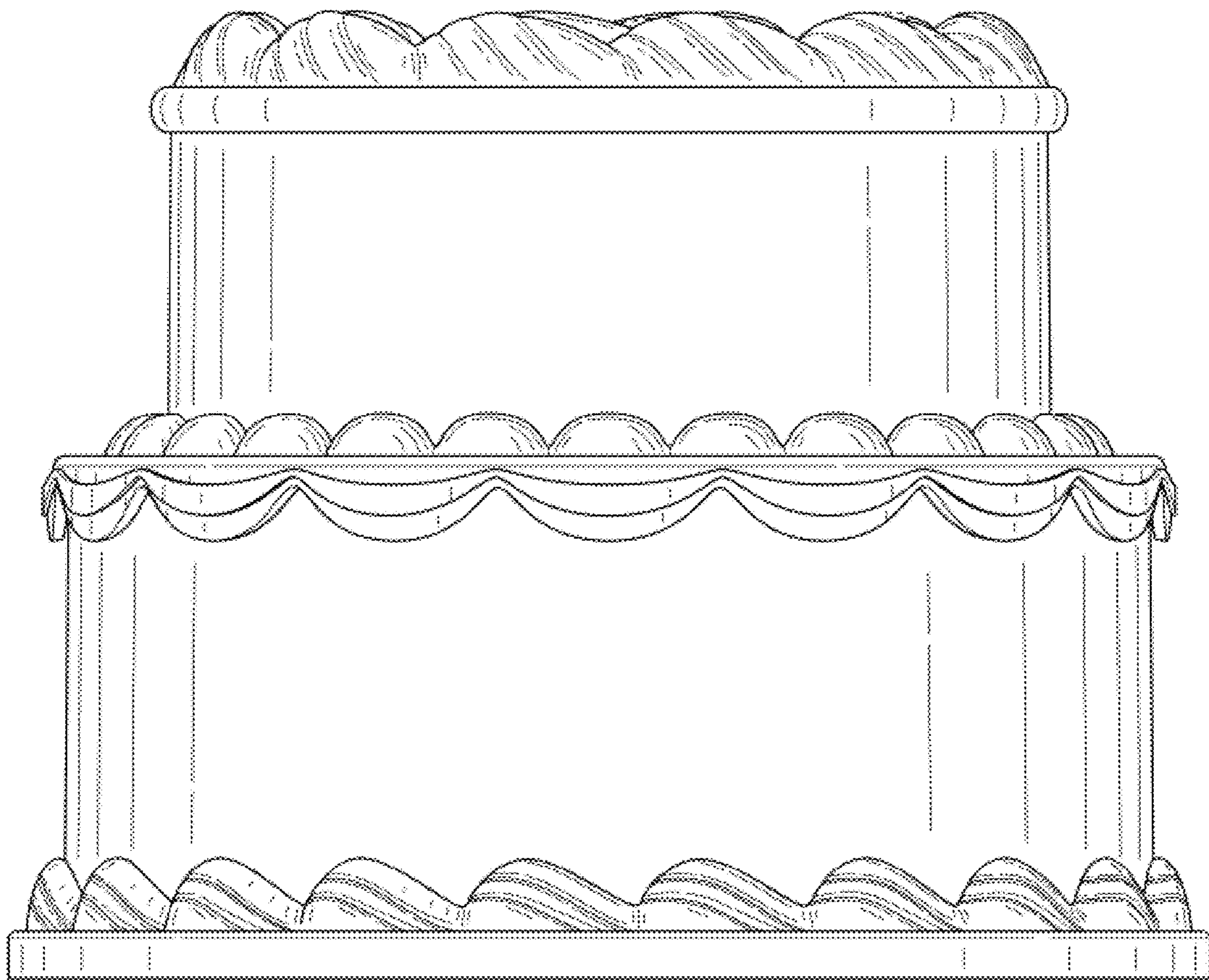


FIG. 4




FIG. 5




FIG. 6




FIG. 7

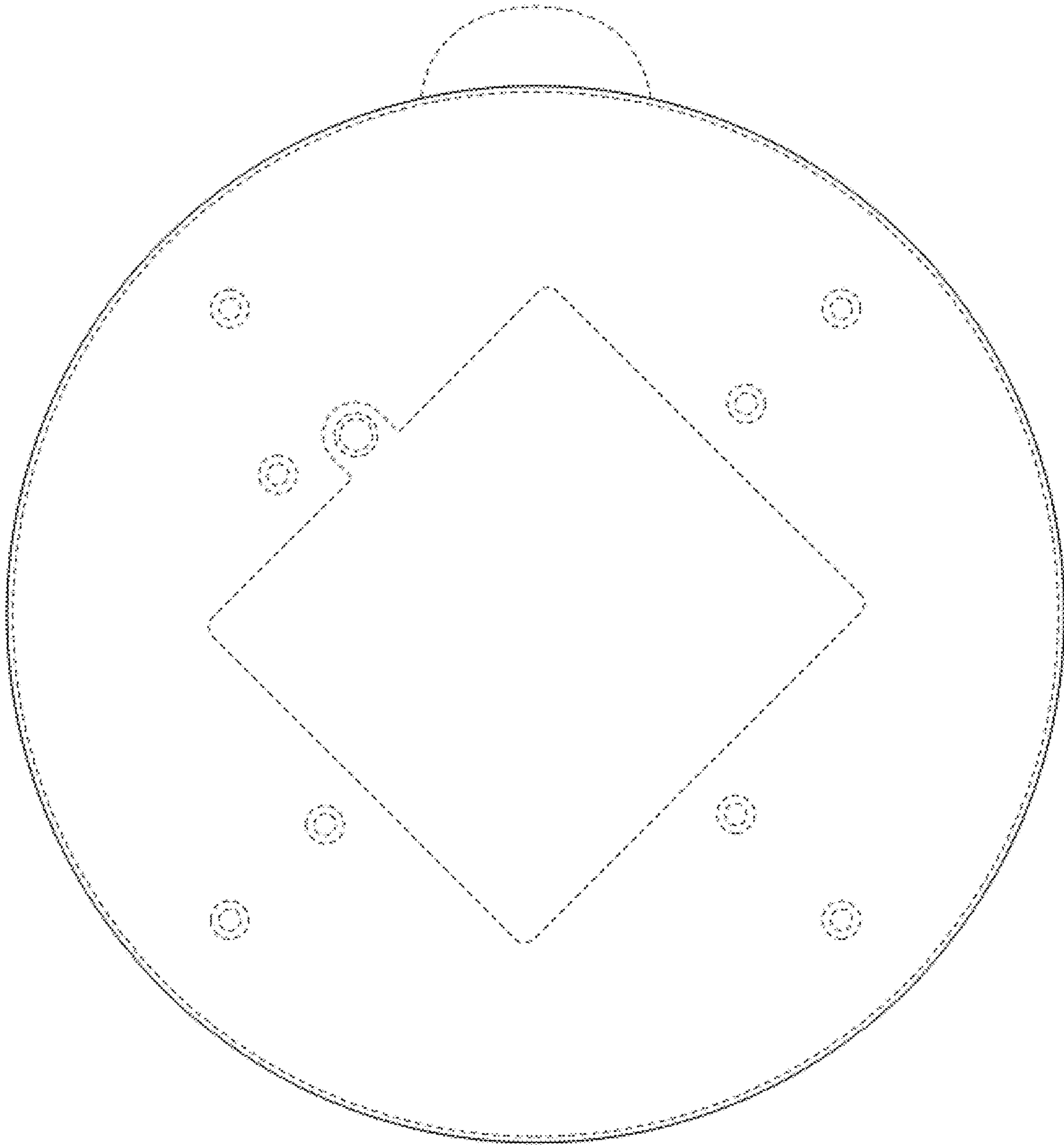


FIG. 8