



US00D871501S

(12) **United States Design Patent** (10) **Patent No.:** **US D871,501 S**
Relvao et al. (45) **Date of Patent:** **** Dec. 31, 2019**

(54) **PEN**

(71) Applicants: **Ana Relvao**, Munich (DE); **Gerhardt Kellerman**, Munich (DE)

(72) Inventors: **Ana Relvao**, Munich (DE); **Gerhardt Kellerman**, Munich (DE)

(**) Term: **15 Years**

(21) Appl. No.: **29/647,799**

(22) Filed: **May 15, 2018**

(51) **LOC (12) Cl.** **19-06**

(52) **U.S. Cl.**
USPC **D19/186**

(58) **Field of Classification Search**
USPC D19/158-162, 163-169, 903-919,
D19/925-930, 931-934, 170-177,
D19/178-186, 187-189, 190-192,
D19/193-201, 202-204, 901-902,
D19/920-924
CPC G06F 3/03545; G09B 5/04; B43K 23/001;
B43K 23/12; B43K 24/03
See application file for complete search history.

D495,000 S * 8/2004 Ijiri D19/164
D720,811 S * 1/2015 Stopak D19/179
D791,875 S * 7/2017 Quinn D19/180

FOREIGN PATENT DOCUMENTS

EM 005280575-0001 * 5/2018

OTHER PUBLICATIONS

Water Brush Pen posted by Pentel posted date Nov. 23, 2011, © Amazon, [online], [site visited Sep. 15, 2019]. Available from Internet, <https://www.amazon.com/Pentel-Japan-Aquash-Waterbrush-Medium/> (Year: 2011).*

USB Pen Set posted by Promotional USB posted date unknown, © Promotional Items, [online], [site visited Sep. 15, 2019]. Available from Internet, <https://www.promotionalitems.com.au/promotional-usb-pen-set> (Year: 2019).*

Bookmark Pen posted by Kikkerland posted date Mark 21, 2018, 2011, © Amazon, [online], [site visited Sep. 15, 2019]. Available from Internet, <https://www.amazon.com/Kikkerland-WB005-Writersblok-Bookmark-Pen/dp/B07BMHG6VG> (Year: 2018).*

* cited by examiner

Primary Examiner — Cynthia Ramirez
Assistant Examiner — Laura H Yu

(74) *Attorney, Agent, or Firm* — Charles H Jew

(57) **CLAIM**

The ornamental design for a pen, as shown and described.

DESCRIPTION

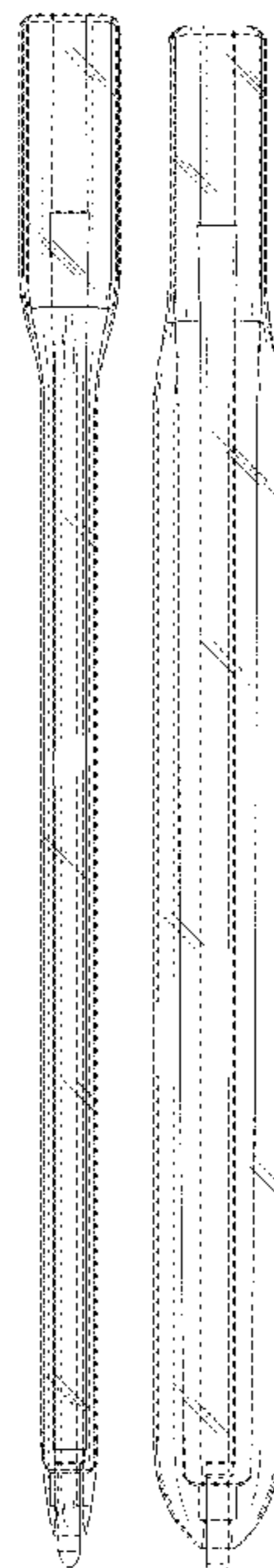
FIG. 1 is a front view of a pen showing our new design;
FIG. 2 is a rear view thereof;
FIG. 3 is a right side elevational view thereof;
FIG. 4 is a left side elevational view thereof;
FIG. 5 is a top plan view thereof;
FIG. 6 is a bottom plan view thereof; and,
FIG. 7 is a front perspective view thereof.

1 Claim, 3 Drawing Sheets

(56) **References Cited**

U.S. PATENT DOCUMENTS

D83,668 S * 3/1931 Sherbinin D99/35
D91,976 S * 4/1934 Deli D8/104
D113,633 S * 3/1939 Kahn D19/184
D144,769 S * 5/1946 Crain D19/170
D153,891 S * 5/1949 Meno D19/178
D252,520 S * 7/1979 Ijiri D19/184
D294,263 S * 2/1988 Rodgers D14/411
D331,750 S * 12/1992 Yang D14/411



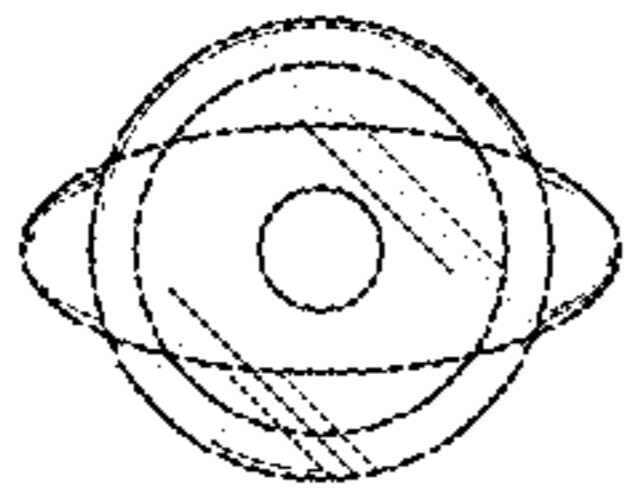


FIG. 1

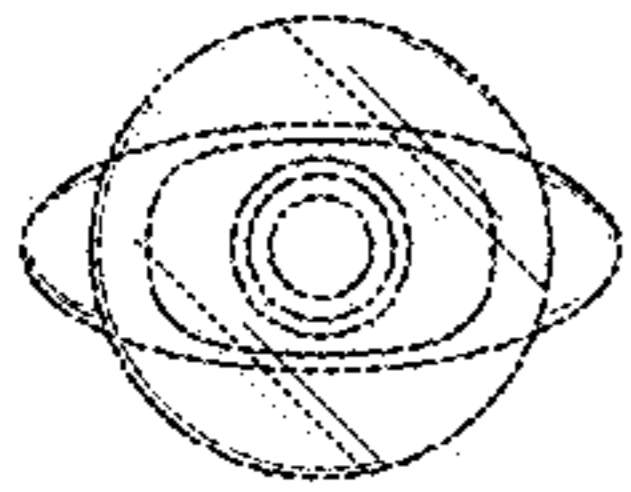


FIG. 2

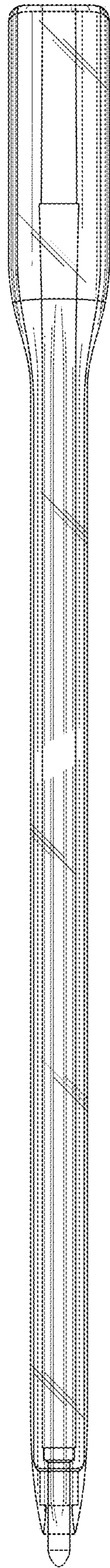


FIG. 3




FIG. 4




FIG. 5

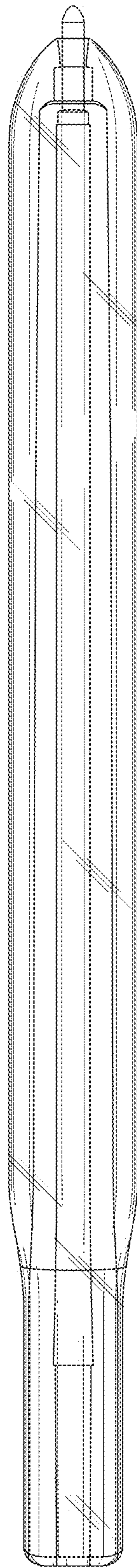


FIG. 6

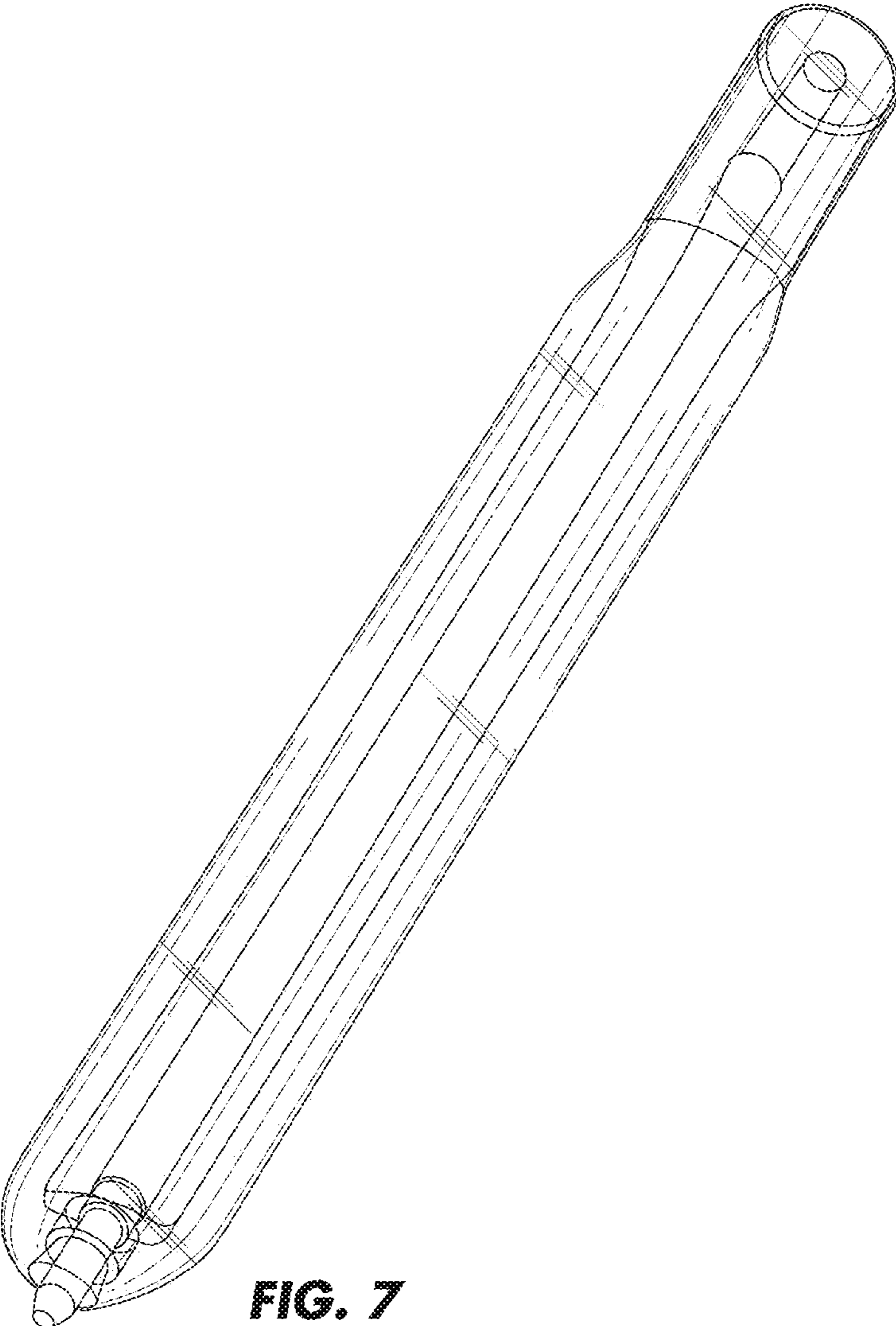


FIG. 7