



US00D871473S

(12) **United States Design Patent** (10) **Patent No.:** **US D871,473 S**  
**Hatano et al.** (45) **Date of Patent:** **\*\* Dec. 31, 2019**

(54) **GRIPPER FOR INDUSTRIAL ROBOT**

(71) Applicant: **Nitta Corporation**, Osaka-Shi (JP)  
(72) Inventors: **Itaru Hatano**, Yamatokoriyama (JP);  
**Hirokazu Nitta**, Yamatokoriyama (JP)  
(73) Assignee: **Nitta Corporation**, Osaka-Shi (JP)  
(\*\*) Term: **15 Years**  
(21) Appl. No.: **29/598,296**

(22) Filed: **Mar. 24, 2017**

(30) **Foreign Application Priority Data**

Nov. 21, 2016	(JP)	2016-025256
Nov. 21, 2016	(JP)	2016-025257
Jan. 17, 2017	(JP)	2017-000644
Jan. 17, 2017	(JP)	2017-000645
Jan. 17, 2017	(JP)	2017-000646
Jan. 17, 2017	(JP)	2017-000647
Jan. 17, 2017	(JP)	2017-000648
Jan. 17, 2017	(JP)	2017-000649
Jan. 17, 2017	(JP)	2017-000650
Jan. 17, 2017	(JP)	2017-000651
Jan. 17, 2017	(JP)	2017-000652
Jan. 17, 2017	(JP)	2017-000653
Jan. 17, 2017	(JP)	2017-000654
Jan. 17, 2017	(JP)	2017-000655
Jan. 17, 2017	(JP)	2017-000656
Jan. 17, 2017	(JP)	2017-000657
Jan. 17, 2017	(JP)	2017-000658
Jan. 17, 2017	(JP)	2017-000659

(51) **LOC (12) Cl.** ..... **15-99**

(52) **U.S. Cl.**  
USPC ..... **D15/199**

(58) **Field of Classification Search**

USPC ..... D15/199; D8/51; D24/133  
CPC ..... B25J 11/0045; B25J 15/08; B25J 15/024;  
B25J 15/026; B25J 15/0475; B25J  
15/0042; B65G 47/90; H05K 13/02;  
Y10S 294/902; Y10S 294/907

See application file for complete search history.

(56) **References Cited**

U.S. PATENT DOCUMENTS

3,172,693	A *	3/1965	Hansen	.....	B66F 9/187 294/90
3,322,455	A *	5/1967	Gressbach	.....	B66C 1/422 294/104
3,851,769	A *	12/1974	Noguchi	.....	B25J 9/00 414/730
4,461,608	A *	7/1984	Boda	.....	B65F 3/041 294/106
4,699,414	A *	10/1987	Jones	.....	B25J 15/026 294/119.1

(Continued)

*Primary Examiner* — Patricia A Palasik

(74) *Attorney, Agent, or Firm* — Burr & Brown, PLLC

(57) **CLAIM**

The ornamental design for a gripper for industrial robot, as shown and described.

**DESCRIPTION**

FIG. 1 is a perspective view of a gripper for industrial robot illustrating our new design;

FIG. 2 is a bottom perspective view thereof;

FIG. 3 is a front view thereof;

FIG. 4 is a rear view thereof;

FIG. 5 is a right view thereof;

FIG. 6 is a left view thereof;

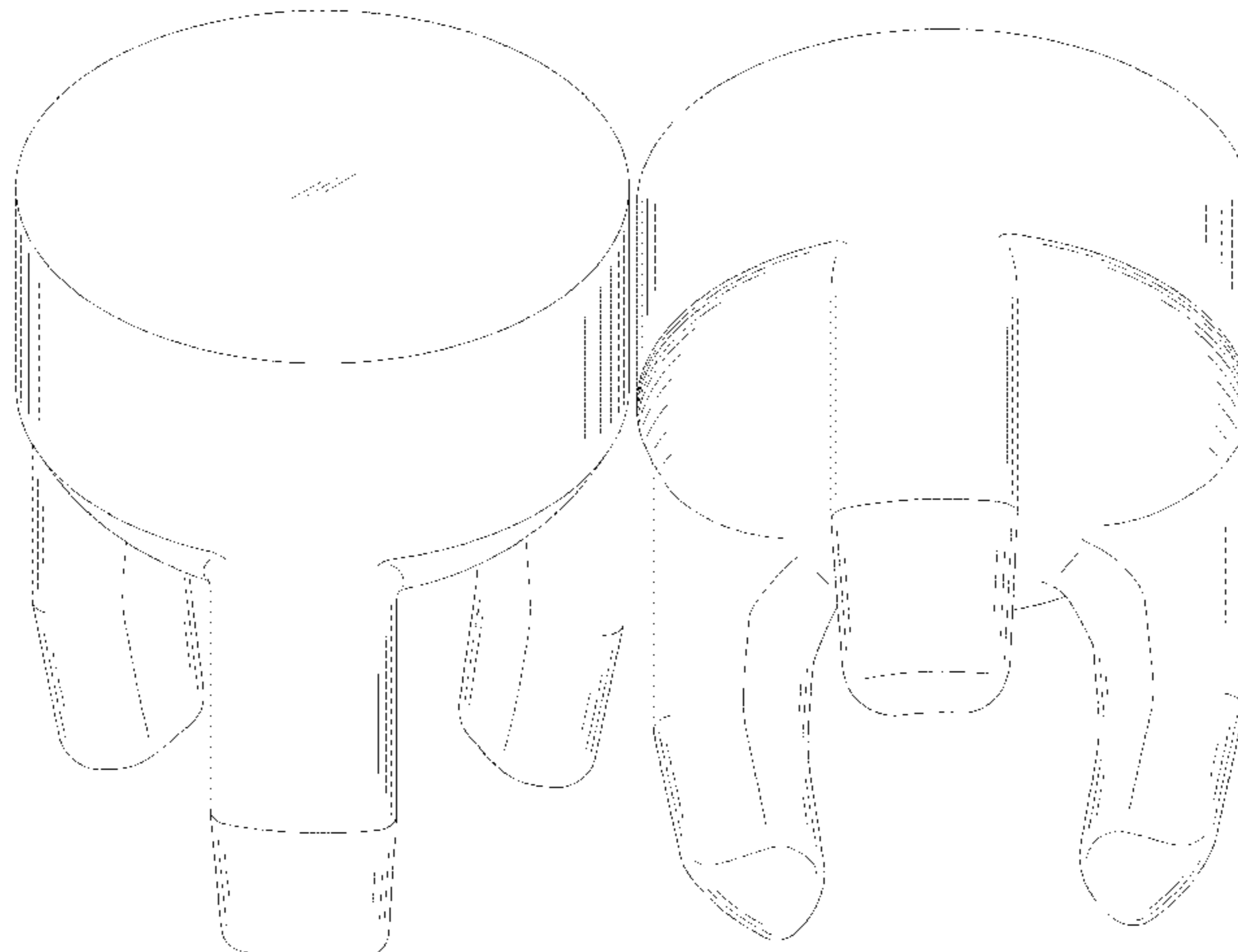
FIG. 7 is a top view thereof; and,

FIG. 8 is a bottom view thereof.

The gripper for industrial robot comprises a finger portion to grip an object.

The broken lines in the drawings depict portions of the gripper for industrial robot which form no part of the claimed design.

**1 Claim, 8 Drawing Sheets**



(56)

**References Cited**

## U.S. PATENT DOCUMENTS

4,725,087 A \* 2/1988 Kato ..... B25J 15/00  
294/86.4  
4,819,184 A \* 4/1989 Jonsson ..... G05B 19/373  
700/250  
4,888,708 A \* 12/1989 Brantmark ..... G05B 19/427  
700/264  
5,026,104 A \* 6/1991 Pickrell ..... B65F 3/046  
294/106  
5,398,983 A \* 3/1995 Ahrens ..... B65F 3/02  
294/106  
5,562,386 A \* 10/1996 Browning ..... B65F 3/04  
414/406  
5,582,397 A \* 12/1996 Lanvin ..... B23Q 3/103  
269/152  
D459,806 S \* 7/2002 Webb ..... D24/133  
D617,619 S \* 6/2010 Bensussan ..... D8/51  
8,328,258 B2 \* 12/2012 Kjol ..... B66C 1/58  
294/106  
8,474,893 B2 \* 7/2013 Kawanami ..... B25J 15/0213  
294/106  
9,912,130 B1 \* 3/2018 Burns ..... B25B 9/04  
9,956,691 B1 \* 5/2018 Pentzer ..... B25J 15/12  
D841,277 S \* 2/2019 Chintalapalli Patta ..... D34/35  
2004/0070225 A1 \* 4/2004 Meinicke ..... B25J 15/00  
294/86.4  
2008/0275593 A1 \* 11/2008 Johansson ..... B29C 45/7626  
700/245  
2012/0146353 A1 \* 6/2012 Lunde ..... E21B 19/14  
294/198  
2015/0028609 A1 \* 1/2015 Hansen ..... B66C 1/108  
294/81.55  
2018/0318984 A1 \* 11/2018 Tarbell ..... B25B 9/04  
2018/0345483 A1 \* 12/2018 Sirkett ..... B25J 9/1697  
2018/0354130 A1 \* 12/2018 Preisinger ..... B25J 9/1664

\* cited by examiner

Fig.1

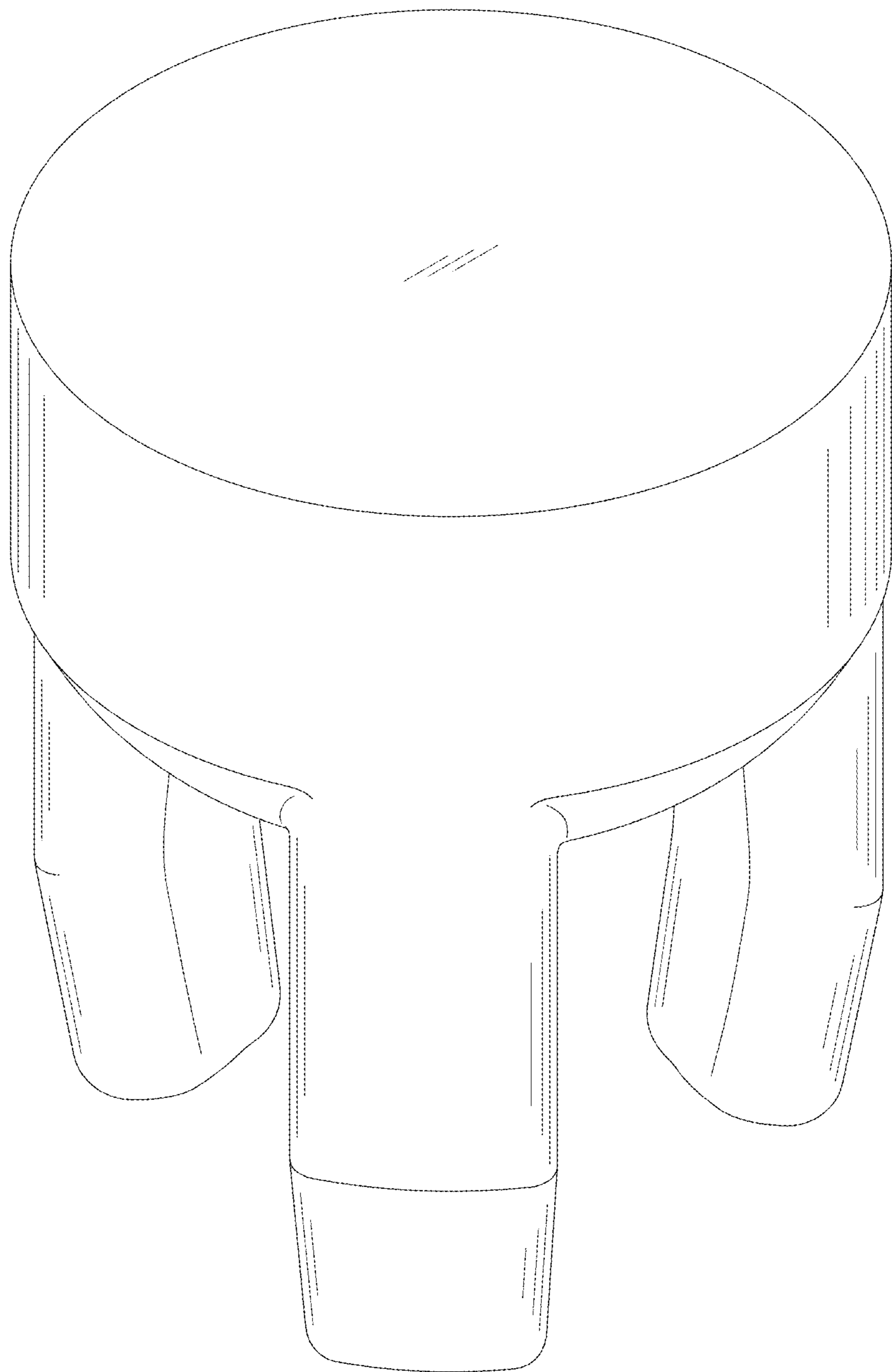


Fig. 2

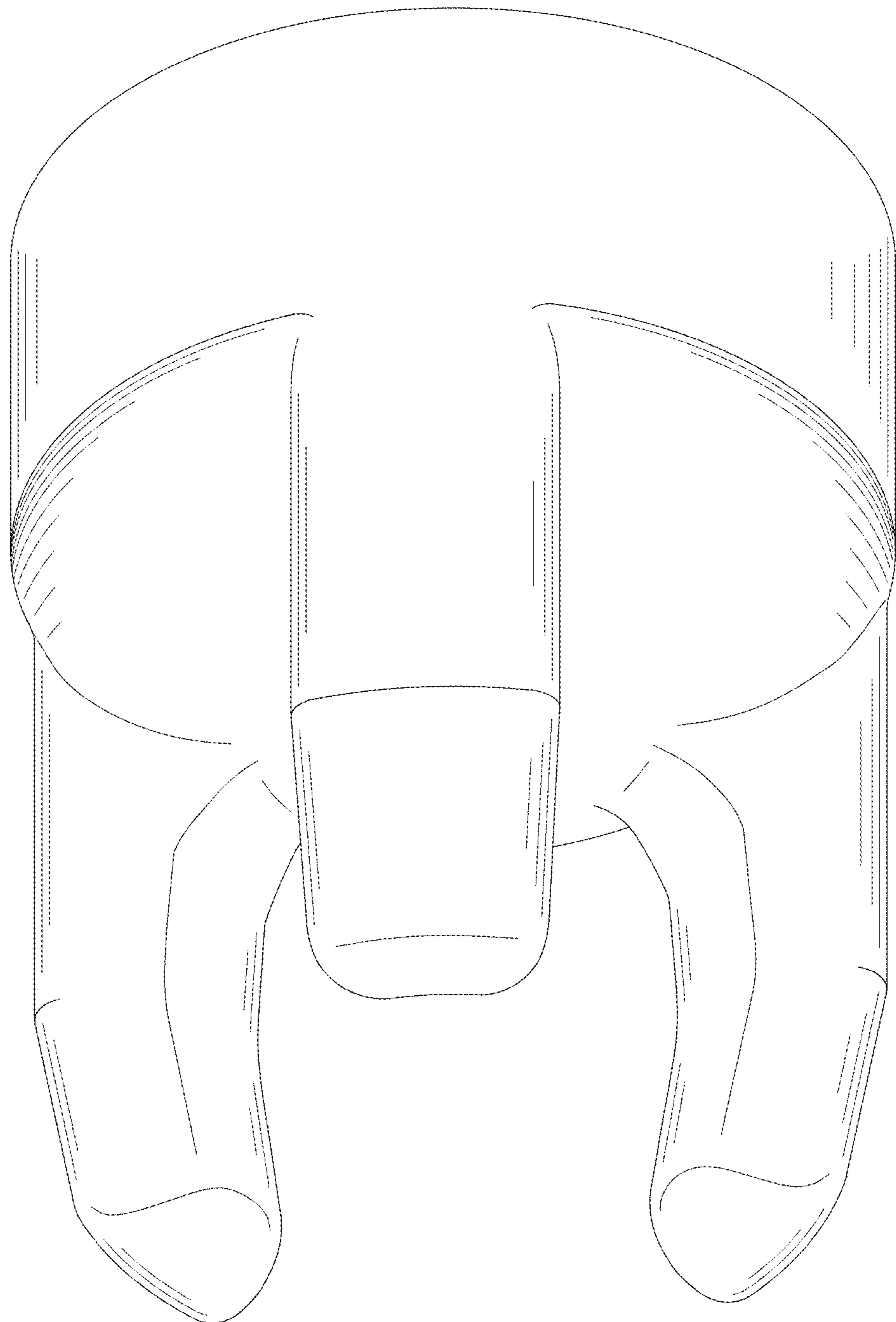


Fig. 3

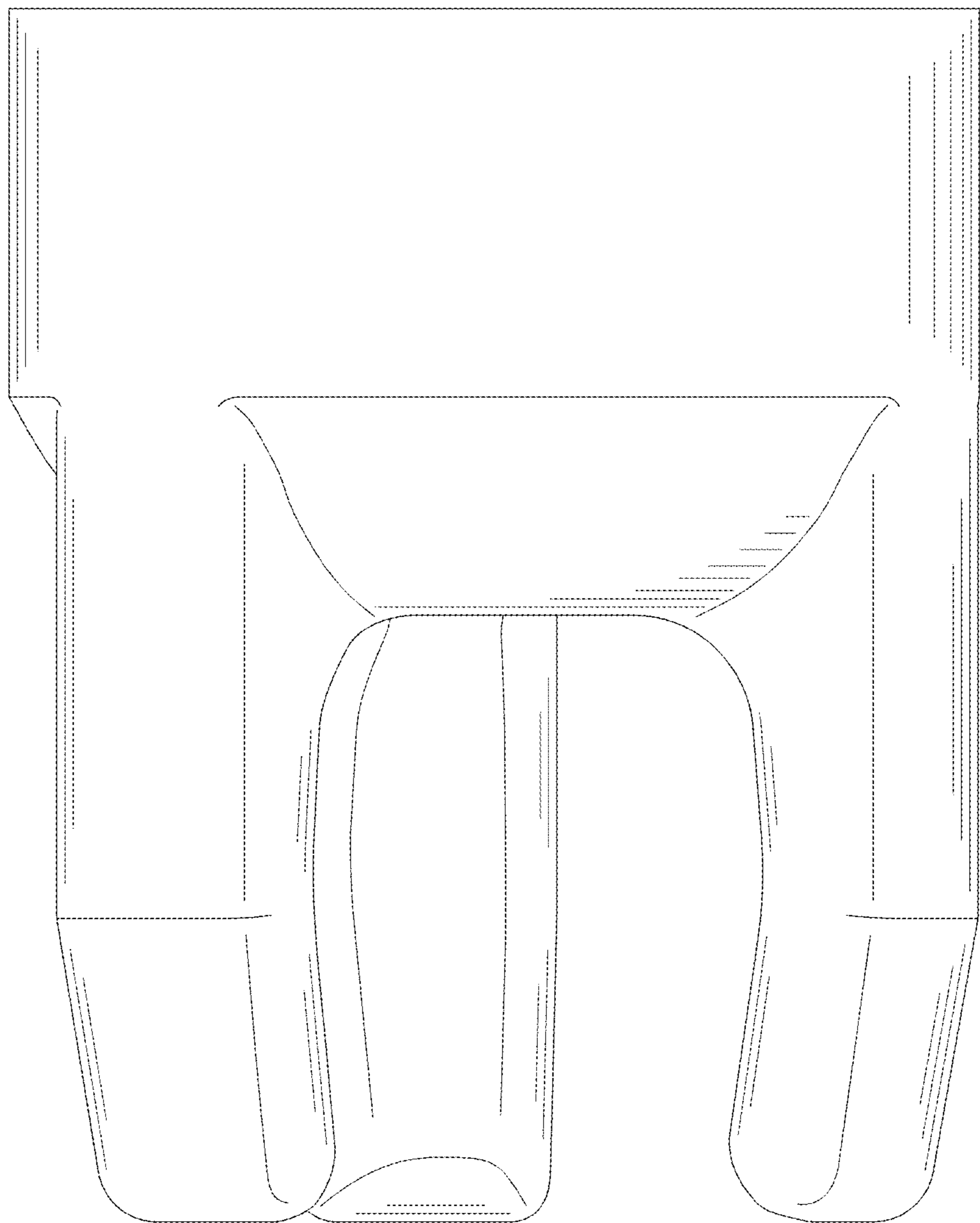


Fig. 4

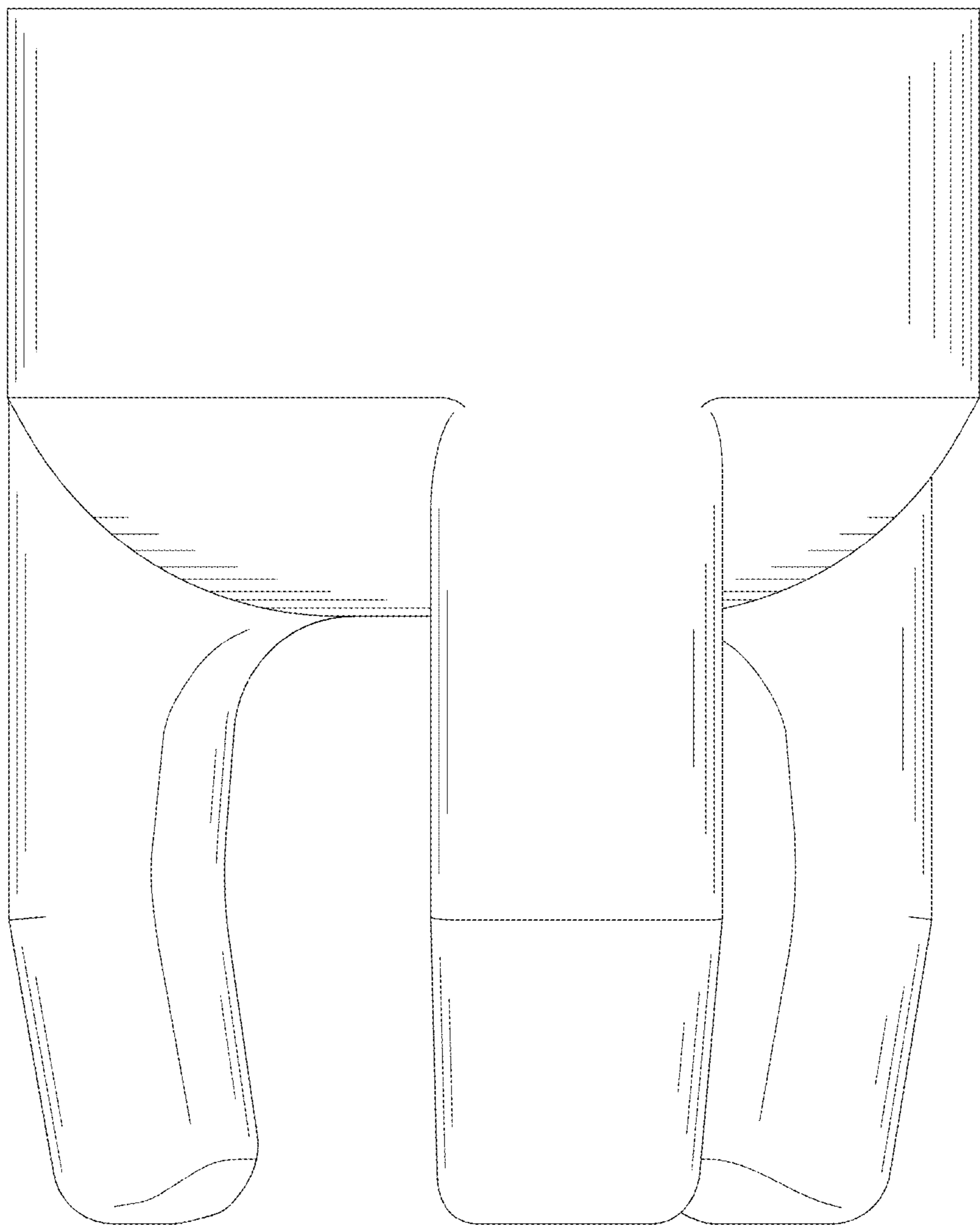




Fig. 5




Fig. 6






Fig. 7




Fig. 8

