



US00D871458S

(12) **United States Design Patent**  
**Matsushima et al.**

(10) **Patent No.:** **US D871,458 S**  
(45) **Date of Patent:** **\*\* Dec. 31, 2019**

- (54) **OPTICAL TYPE SORTER**
- (71) Applicant: **SATAKE CORPORATION**,  
Chiyoda-ku, Tokyo (JP)
- (72) Inventors: **Hideaki Matsushima**, Tokyo (JP);  
**Hiroataka Zenko**, Tokyo (JP); **Kohei**  
**Kishimoto**, Tokyo (JP)
- (73) Assignee: **SATAKE CORPORATION**, Tokyo  
(JP)
- (\*\*) Term: **15 Years**
- (21) Appl. No.: **29/642,962**
- (22) Filed: **Apr. 3, 2018**
- (30) **Foreign Application Priority Data**

- 4,441,412 A \* 4/1984 Imamura ..... B02B 3/00  
209/684
- 4,454,029 A \* 6/1984 Codding ..... B07C 5/3425  
209/581
- D282,367 S \* 1/1986 Satake ..... D15/10
- 4,718,558 A \* 1/1988 Castaneda ..... B07C 5/3425  
209/546
- 4,799,596 A \* 1/1989 Mallant ..... B07C 5/342  
209/580
- 4,878,582 A \* 11/1989 Codding ..... B07C 5/3425  
209/580
- 4,940,850 A \* 7/1990 Satake ..... B07C 5/3416  
209/580
- 4,951,825 A \* 8/1990 Hawkins ..... B07C 5/3425  
209/558
- 6,252,188 B1 \* 6/2001 Zapata ..... B07C 5/342  
209/509
- D478,096 S \* 8/2003 Kim ..... D15/10
- 7,298,870 B2 \* 11/2007 Ikeda ..... B07C 5/3422  
348/92
- D556,795 S \* 12/2007 Bee ..... D15/122
- D560,233 S \* 1/2008 Bee ..... D15/122

(Continued)

- Oct. 5, 2017 (JP) ..... 2017-022147
- (51) **LOC (12) Cl.** ..... **15-03**
- (52) **U.S. Cl.**  
USPC ..... **D15/10; D15/122**
- (58) **Field of Classification Search**  
USPC ..... D15/10, 122, 199, 131, 145-147;  
209/908, 932, 580, 576, 644, 577, 587,  
209/509, 581, 582, 589, 564, 563, 558,  
209/546, 549; 382/110  
CPC ..... B07C 5/342; B07C 5/3425; B07C 5/366  
See application file for complete search history.

(56) **References Cited**  
U.S. PATENT DOCUMENTS

- 3,482,686 A \* 12/1969 Wood ..... B07C 5/342  
209/587
- 4,271,966 A \* 6/1981 Crowley ..... B07C 5/366  
209/576
- 4,301,931 A \* 11/1981 Satake ..... B07B 13/113  
209/691

*Primary Examiner* — Mark A Goodwin  
(74) *Attorney, Agent, or Firm* — IpHorgan Ltd.

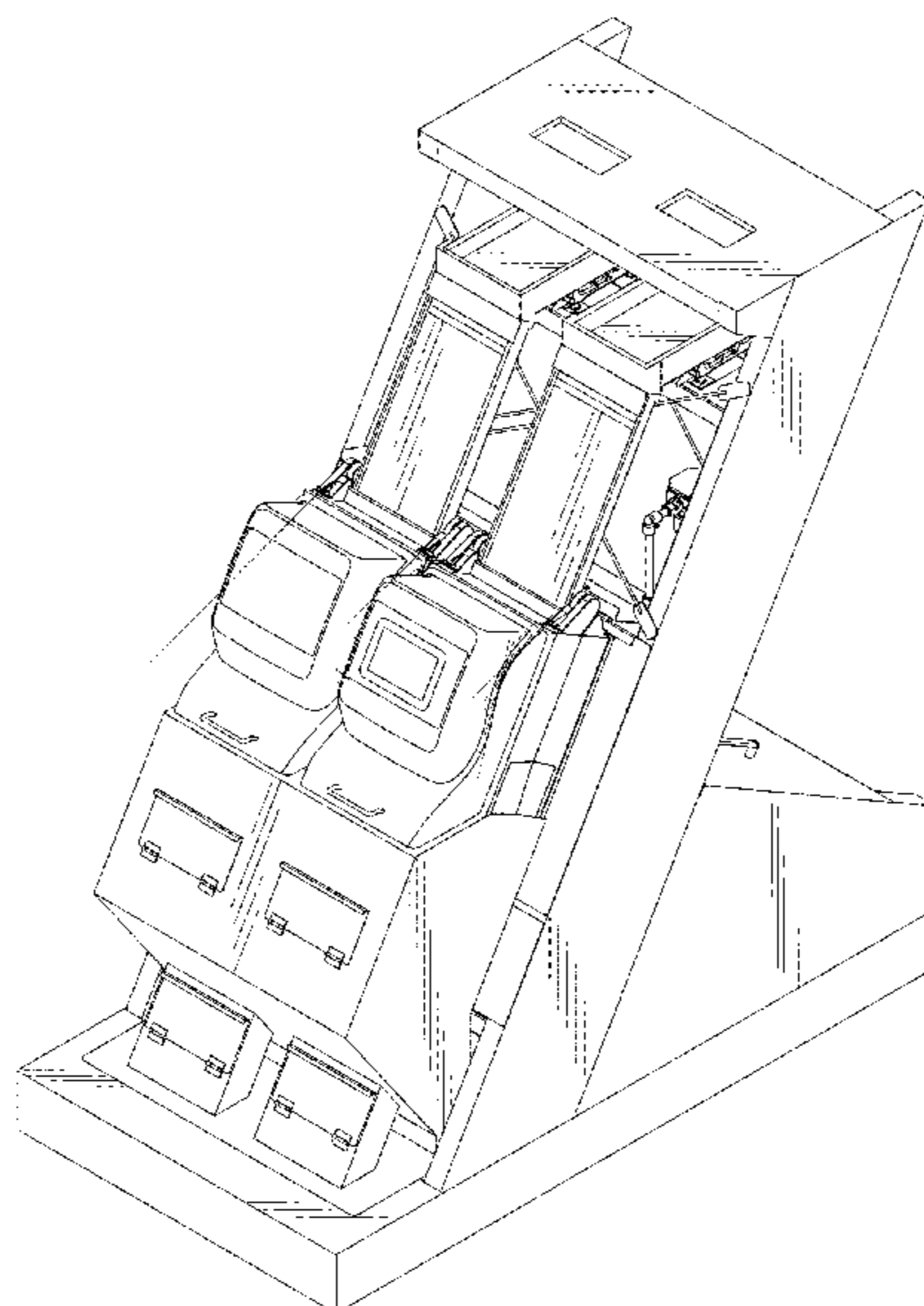
(57) **CLAIM**

The ornamental design for an optical type sorter, as shown and described.

**DESCRIPTION**

FIG. 1 is a perspective view of an optical type sorter showing the new design;  
FIG. 2 is a front view thereof;  
FIG. 3 is a rear view thereof;  
FIG. 4 is a left side view thereof;  
FIG. 5 is a right side view thereof;  
FIG. 6 is a top plan view thereof; and,  
FIG. 7 is a bottom plan view thereof.  
The broken lines are for illustrative purposes only and form no part of the claimed design.

**1 Claim, 5 Drawing Sheets**



(56)

**References Cited**

U.S. PATENT DOCUMENTS

|              |    |   |         |          |       |                      |
|--------------|----|---|---------|----------|-------|----------------------|
| D651,222     | S  | * | 12/2011 | Hodgkiss | ..... | D15/122              |
| D681,063     | S  | * | 4/2013  | Kanemoto | ..... | D15/10               |
| D735,257     | S  | * | 7/2015  | Fancelli | ..... | D15/147              |
| D746,339     | S  | * | 12/2015 | Hodgkiss | ..... | D15/10               |
| D756,419     | S  | * | 5/2016  | Tateishi | ..... | D15/10               |
| D822,084     | S  | * | 7/2018  | Hodgkiss | ..... | D15/147              |
| 2011/0192291 | A1 | * | 8/2011  | Sakamoto | ..... | B02B 3/045<br>99/617 |

\* cited by examiner

FIG.1

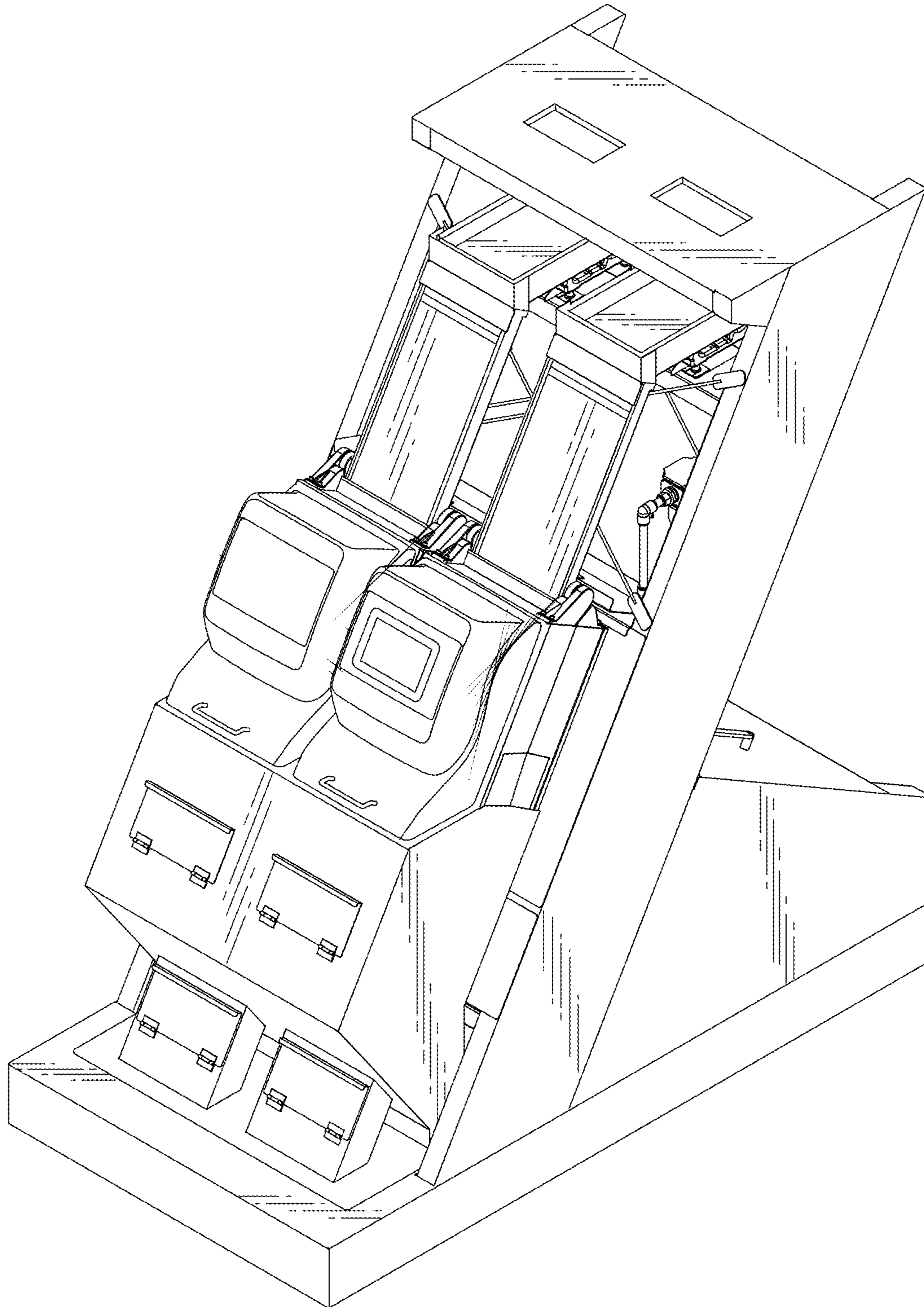


FIG.2

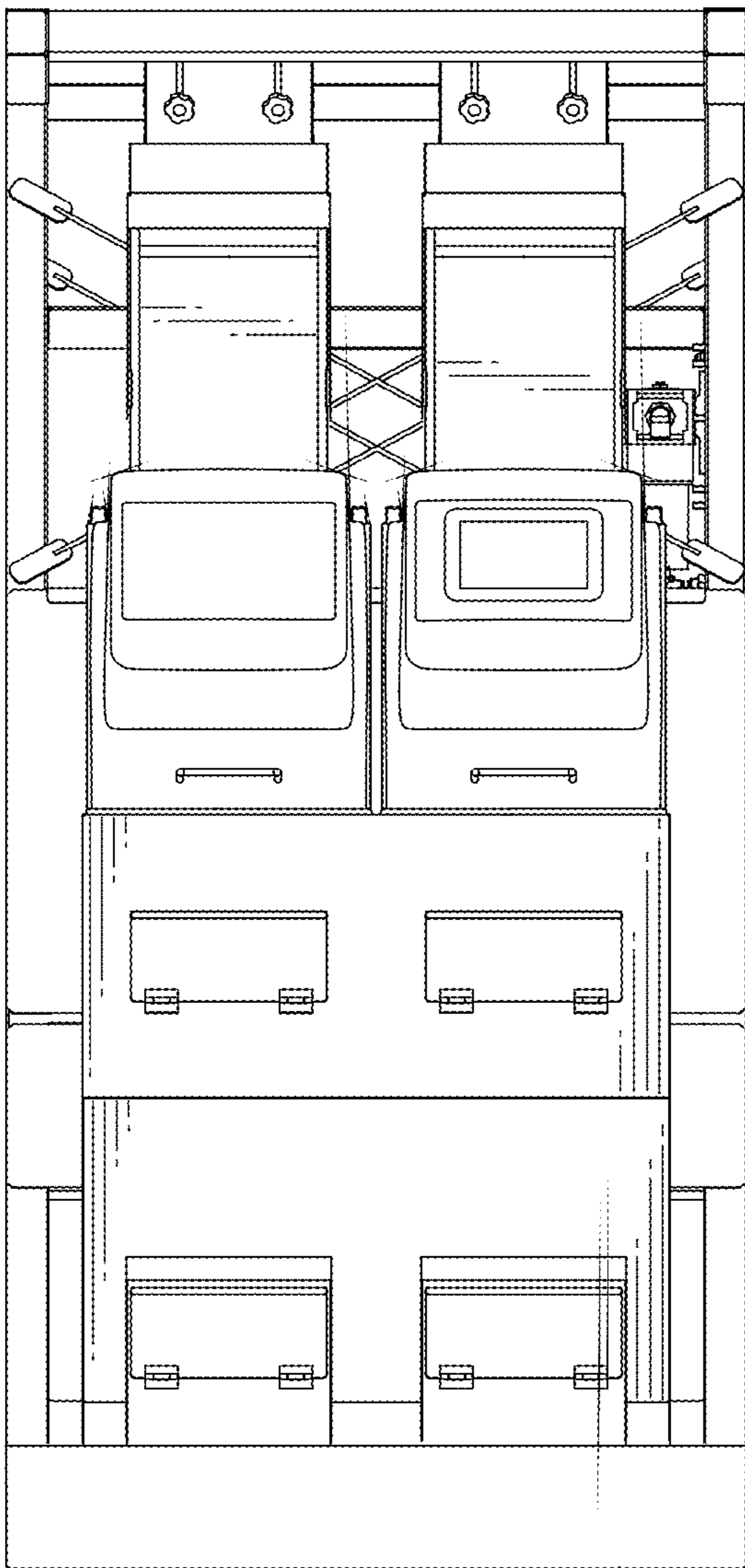


FIG.3

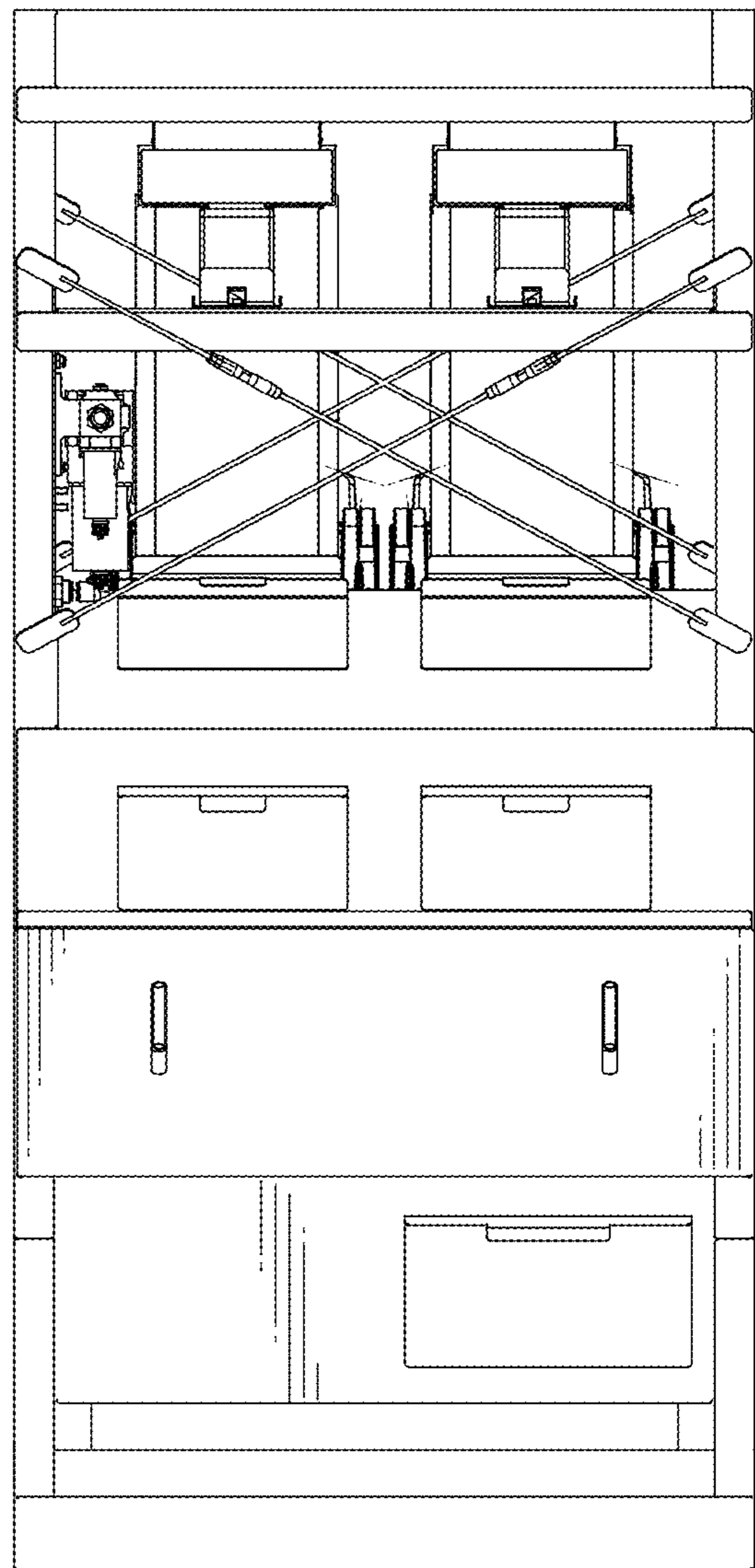


FIG.4

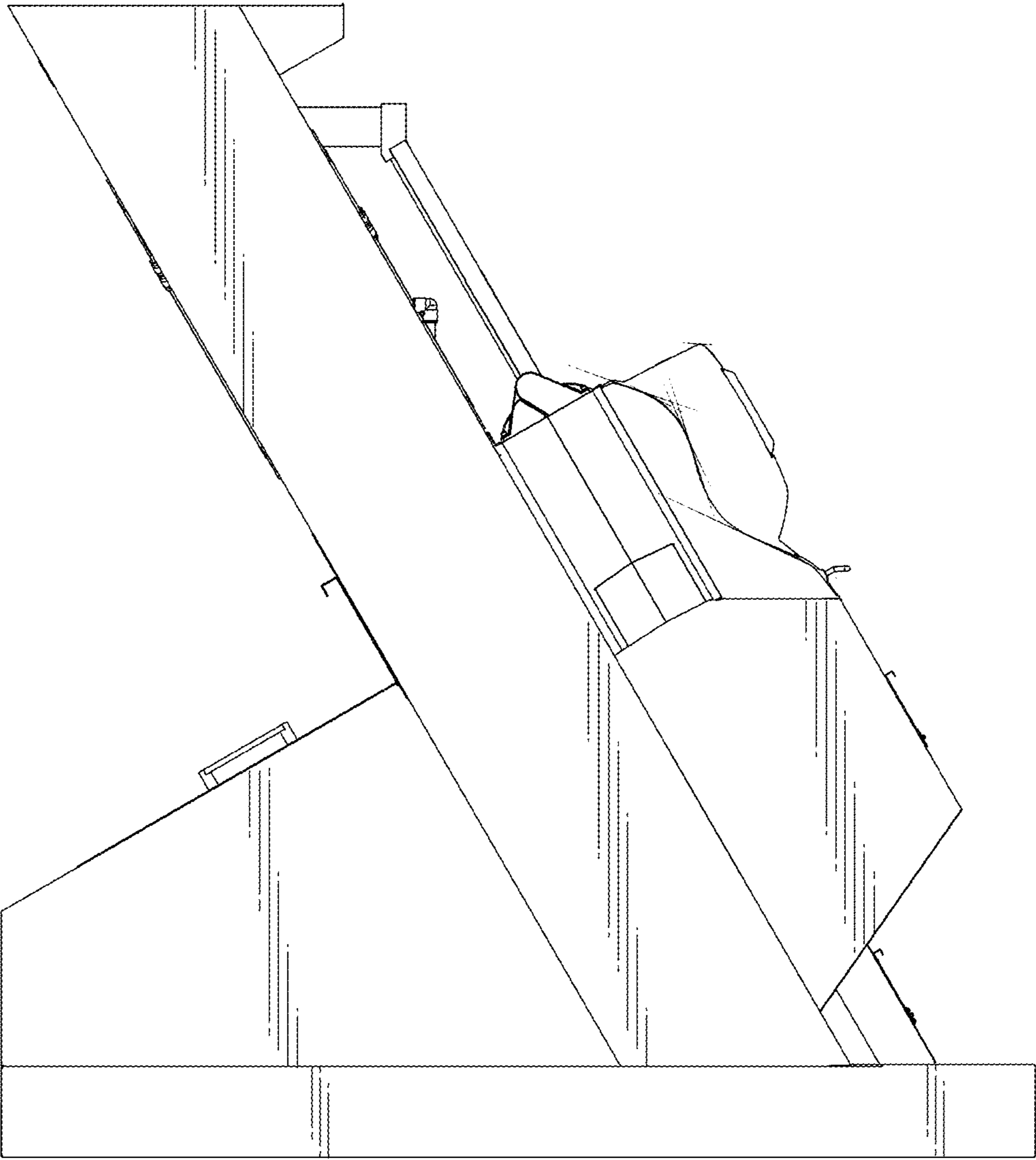


FIG.5

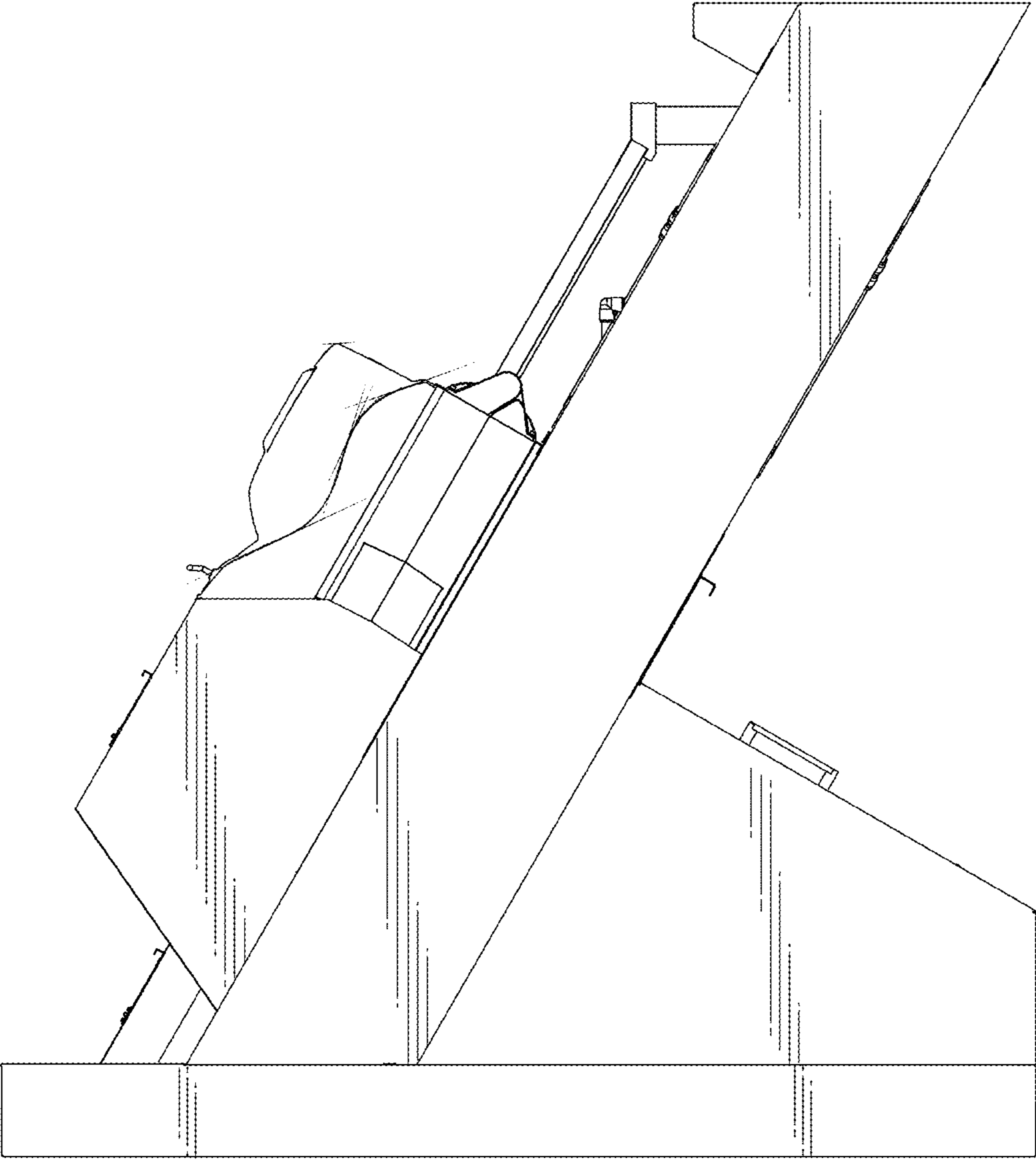


FIG.6

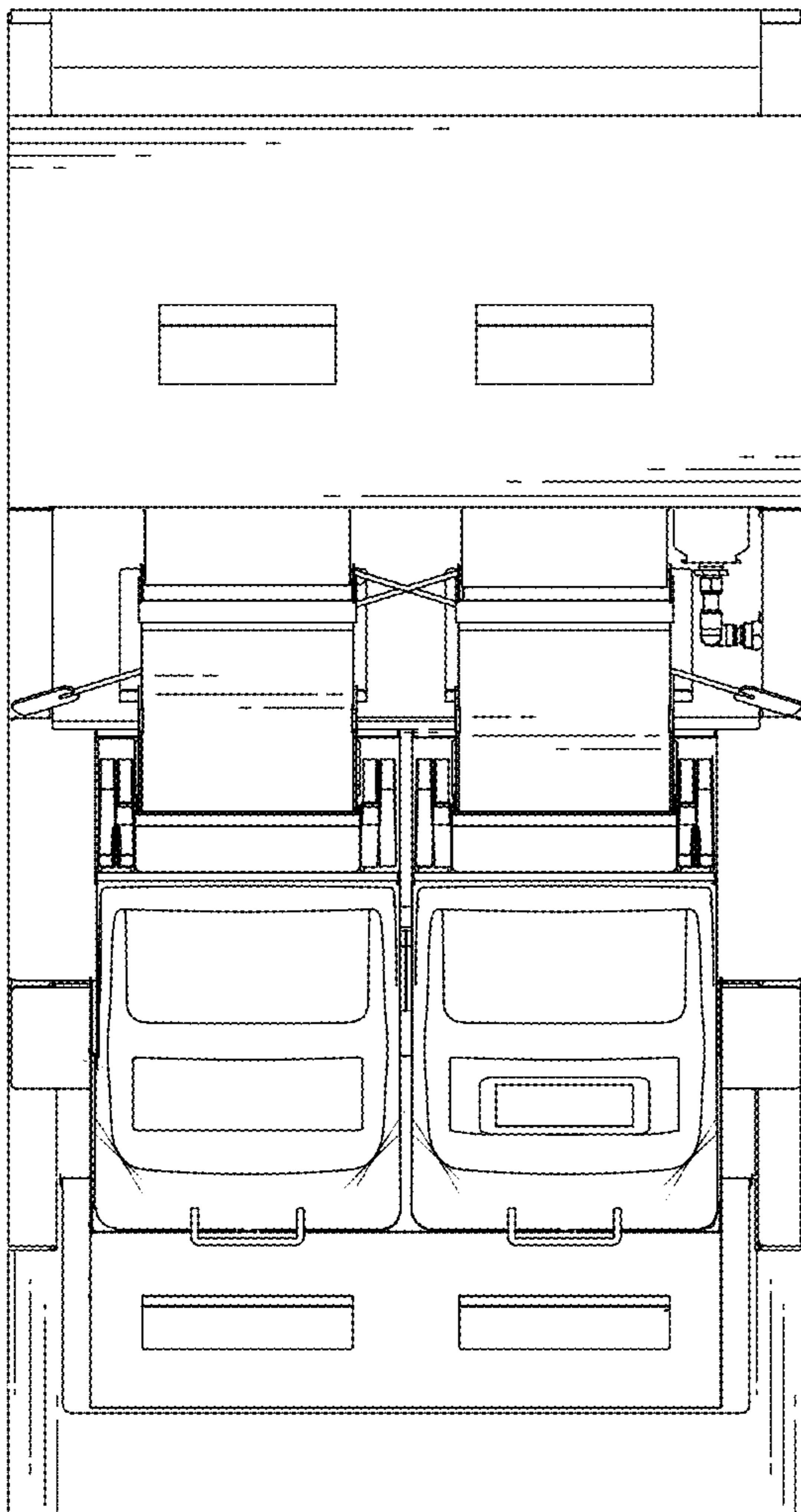


FIG.7

