



US00D871384S

(12) **United States Design Patent** (10) **Patent No.:** **US D871,384 S**  
**Lim et al.** (45) **Date of Patent:** **\*\* Dec. 31, 2019**

(54) **COVER FOR WIRELESS COMMUNICATIONS TRANSCEIVER**

(71) Applicant: **Samsung Electronics Co., Ltd.**, Suwon-si (KR)  
(72) Inventors: **Jiyun Lim**, Incheon (KR); **Jihee Kwak**, Seoul (KR); **Jeonghan Song**, Seoul (KR)  
(73) Assignee: **SAMSUNG ELECTRONICS CO., LTD.**, Suwon-si (KR)  
(\*\*) Term: **15 Years**  
(21) Appl. No.: **29/640,596**

(22) Filed: **Mar. 15, 2018**

(30) **Foreign Application Priority Data**

Dec. 18, 2017 (KR) ..... 30-2017-0059832

(51) **LOC (12) Cl.** ..... **14-03**

(52) **U.S. Cl.**  
USPC ..... **D14/240**

(58) **Field of Classification Search**

USPC ..... D14/240, 242, 358, 348, 349, 356-357, D14/363, 432, 433, 474, 480.1, 496, 125, D14/137, 139, 140-140.9, 155, 203.1, D14/217, 188, 299, 204, 216; D13/110, D13/123, 108, 158, 184, 199; D10/104.1; D26/67, 68, 85; D11/143, 155; D6/556  
CPC ..... H04W 88/00; H04W 88/04; H04W 88/02; H04W 88/005; H04W 88/08; H04W 88/085; H04W 88/10; H04W 88/12; H04W 88/14; H04W 88/16; H04W 92/06; H04W 88/18; H04B 1/38; H04B 1/3827; H04L 12/00; H01Q 1/02; H01Q 1/2291; H01Q 1/246

See application file for complete search history.

(56) **References Cited**

U.S. PATENT DOCUMENTS

D164,745 S *	10/1951	Treiss .....	D27/153
D445,937 S *	7/2001	Sanoner .....	D26/68
D497,023 S *	10/2004	Burkart .....	E04H 17/20
			D26/118
D497,684 S *	10/2004	Hon .....	D26/67
D508,581 S *	8/2005	Cheong .....	D26/68
D527,840 S *	9/2006	Sooferian .....	D26/68
D553,284 S *	10/2007	Bucher .....	D26/67
D563,015 S *	2/2008	Lee .....	D26/67
D631,390 S *	1/2011	Izardel .....	D11/144
D646,427 S *	10/2011	Chen .....	D26/67
D822,866 S *	7/2018	Chen .....	D26/67
D836,819 S *	12/2018	Amato .....	D26/85
D862,433 S *	10/2019	Song .....	D14/240

\* cited by examiner

*Primary Examiner* — Cathron C Brooks

*Assistant Examiner* — Tracey J Bell

(74) *Attorney, Agent, or Firm* — McAndrews Held & Malloy, Ltd.

(57) **CLAIM**

The ornamental design for a cover for wireless communications transceiver, as shown and described.

**DESCRIPTION**

FIG. 1 is a front perspective view of a cover for wireless communications transceiver showing our new design; FIG. 2 is a front elevation view thereof; FIG. 3 is a rear elevation view thereof; FIG. 4 is a left side elevation view thereof; FIG. 5 is a right side elevation view thereof; FIG. 6 is a top plan view thereof; and, FIG. 7 is a bottom plan view thereof. The dashed broken lines in the drawings illustrate portions of the cover for wireless communications transceiver that form no part of the claimed design.

**1 Claim, 5 Drawing Sheets**

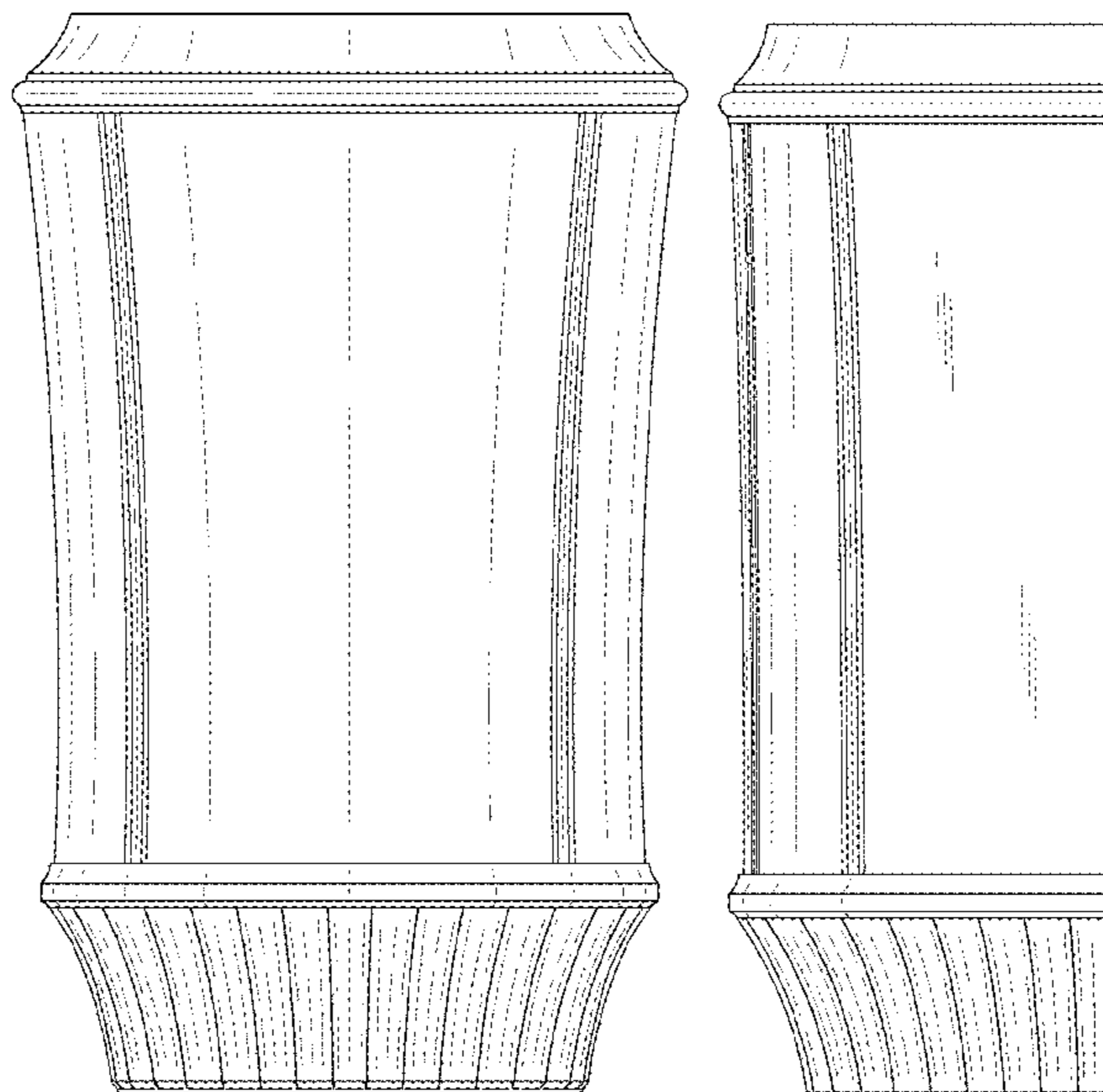


FIG. 1




FIG.2

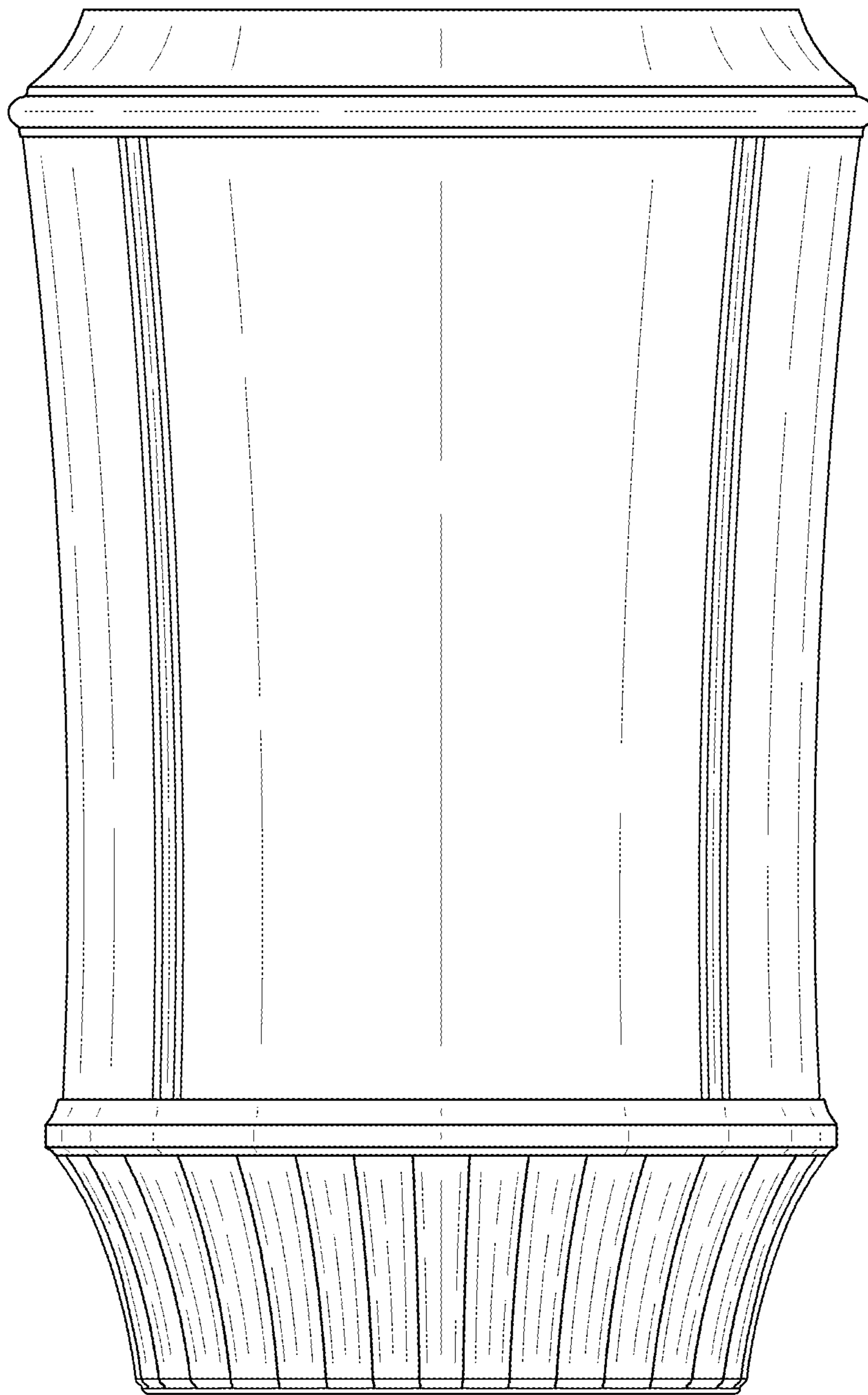


FIG.3

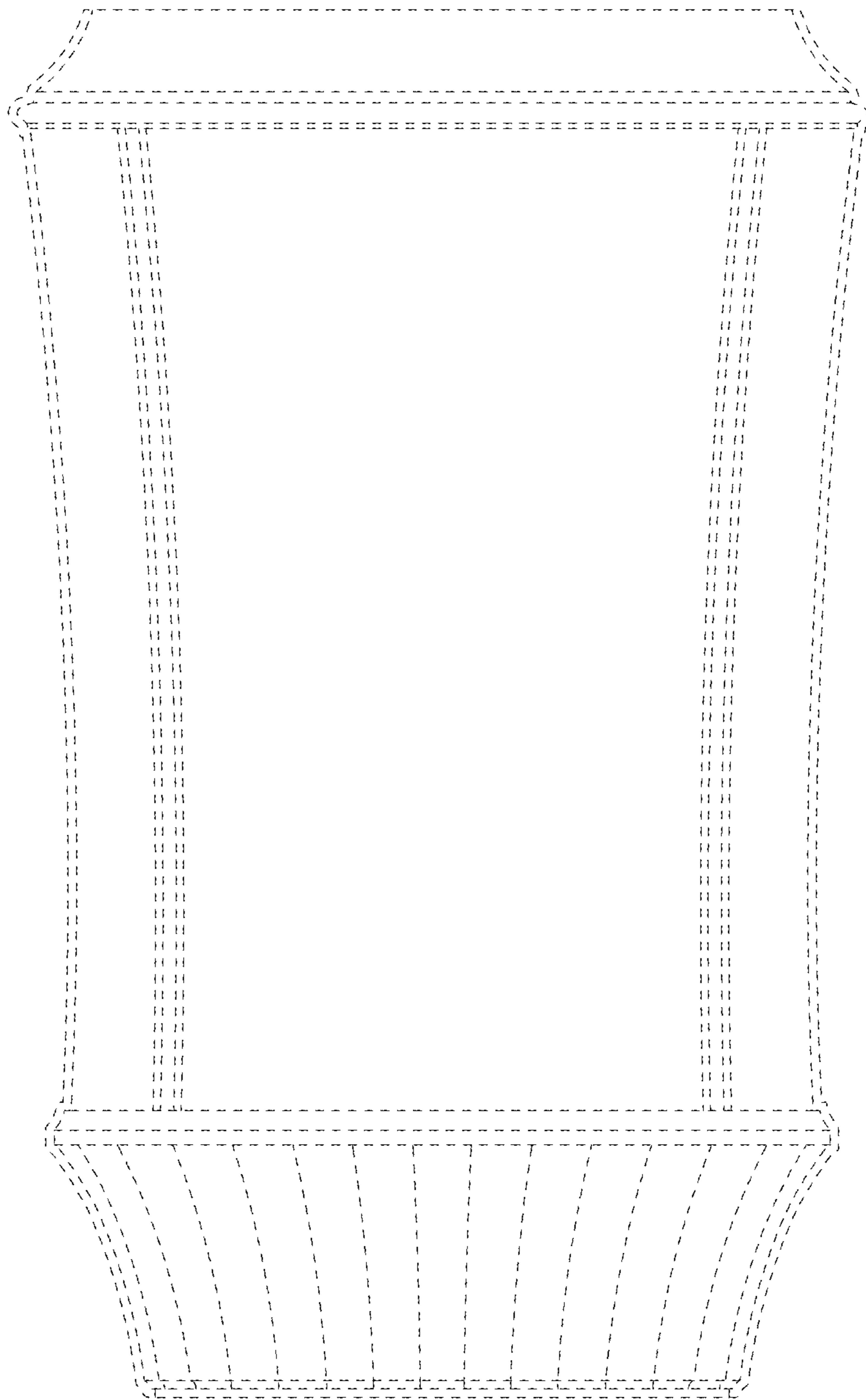


FIG.4




FIG.5

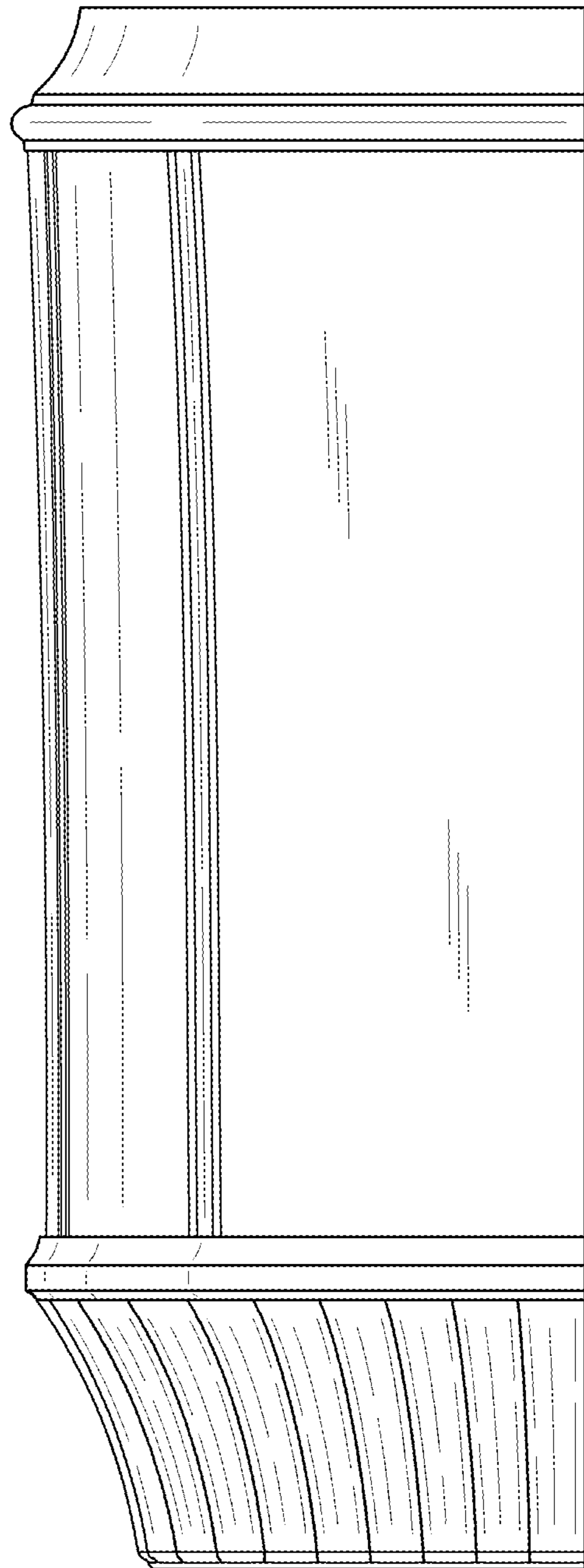


FIG.6

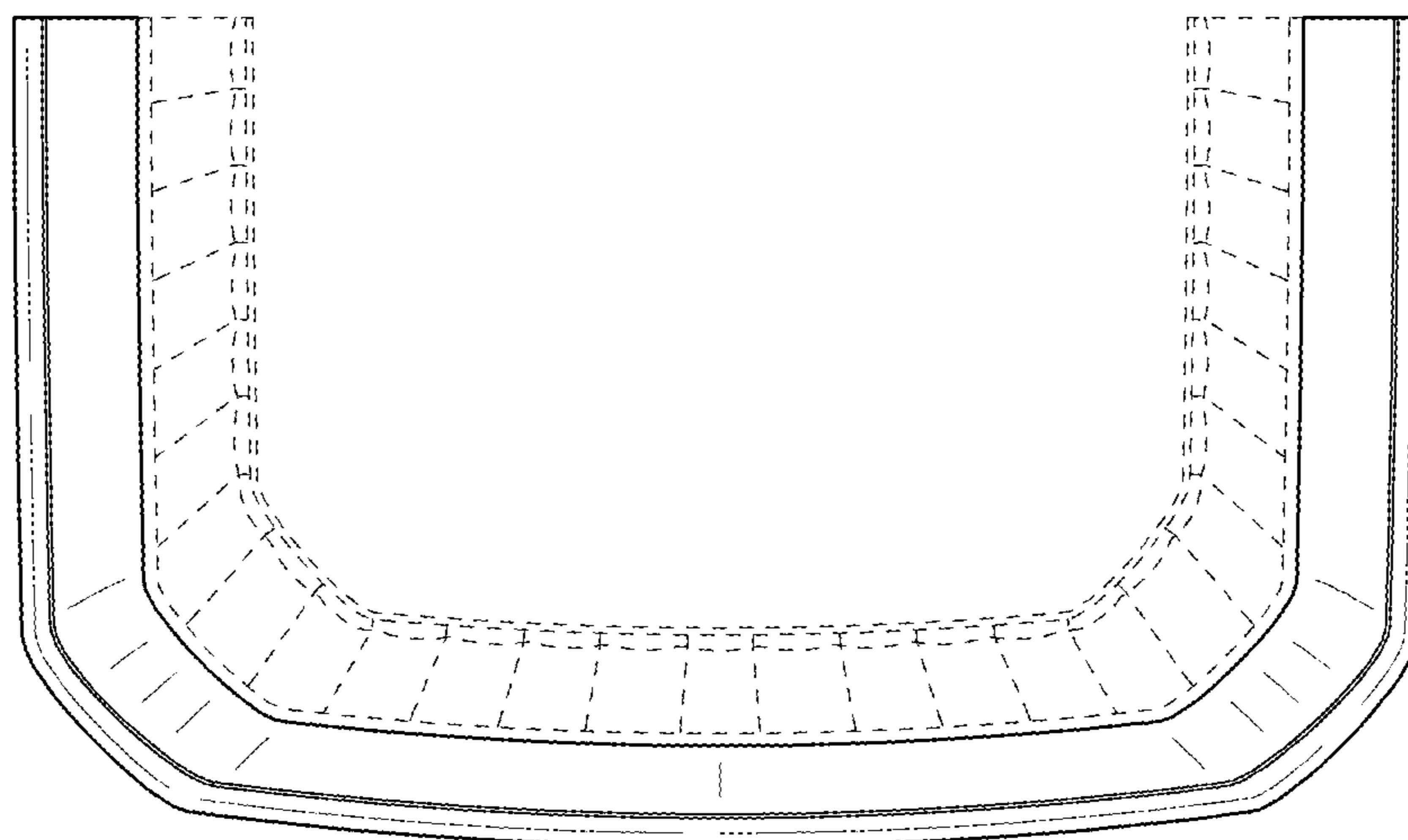


FIG.7

