



US00D871366S

(12) **United States Design Patent**
Petersen

(10) **Patent No.:** **US D871,366 S**

(45) **Date of Patent:** **** Dec. 31, 2019**

- (54) **HEADPHONE**
- (71) Applicant: **Zound Industries International AB**,
Stockholm (SE)
- (72) Inventor: **Erik Petersen**, Stockholm (SE)
- (73) Assignee: **Zound Industries International AB**,
Stockholm (SE)
- (**) Term: **15 Years**
- (21) Appl. No.: **29/655,531**
- (22) Filed: **Jul. 4, 2018**
- (30) **Foreign Application Priority Data**
Jan. 5, 2018 (EM) 004594786-0004
- (51) **LOC (12) Cl.** **14-01**
- (52) **U.S. Cl.**
USPC **D14/205**
- (58) **Field of Classification Search**
USPC D14/205, 223; 181/129, 130, 135;
379/430, 431; 381/380, 381, 374, 370,
381/371, 372, 373; 455/90.3, 575.1,
455/569.1; D24/174
CPC .. H04R 1/1033; H04R 1/1016; H04R 1/1066;
H04R 5/033; H04R 5/0335; H04R 1/10;
H04R 25/00
See application file for complete search history.

(56) **References Cited**

U.S. PATENT DOCUMENTS

- 1,312,493 A * 8/1919 Theis A61F 11/14
128/866
- 2,207,705 A * 7/1940 Cox G02C 11/06
381/327
- 2,595,672 A * 5/1952 Greenwood H04R 25/65
381/322
- D215,675 S * 10/1969 Yran D14/195

- 3,821,647 A * 6/1974 Minasian H03D 1/10
455/269
- 3,965,544 A * 6/1976 Boden F16G 11/101
24/136 R
- 4,539,708 A * 9/1985 Norris H04B 1/088
455/100
- 4,550,227 A * 10/1985 Topholm H04R 25/60
381/322
- D287,280 S * 12/1986 Topholm D24/174
- D287,764 S * 1/1987 Topholm D24/174
- D287,765 S * 1/1987 Topholm D24/174
- 5,410,608 A * 4/1995 Lucey H04R 1/083
381/360
- D469,755 S * 2/2003 Hlas D14/223
- D470,122 S * 2/2003 Hlas D14/205
- D470,123 S * 2/2003 Hlas D14/205
- D481,709 S * 11/2003 Solderits D14/223
- D500,301 S * 12/2004 Deguchi D14/480.4
- D505,411 S * 5/2005 Sakai D14/192
- D529,901 S * 10/2006 Ohta D14/223

(Continued)

FOREIGN PATENT DOCUMENTS

EM 004594786-0004 * 1/2018

Primary Examiner — Paula Allen Greene

(74) *Attorney, Agent, or Firm* — Alonzo & Associates;
Arlyn Alonzo


(57) **CLAIM**

The ornamental design for a headphone, as shown and described.

DESCRIPTION

FIG. 1 is a perspective view of an exemplary headphone.
FIG. 2 is a front view thereof.
FIG. 3 is a rear view thereof.
FIG. 4 is a right side view thereof.
FIG. 5 is a left side view thereof.
FIG. 6 is a top view thereof; and,
FIG. 7 is a bottom view thereof.

1 Claim, 7 Drawing Sheets



(56)

References Cited

U.S. PATENT DOCUMENTS

D598,010 S * 8/2009 Matsuda D14/205
 D601,564 S * 10/2009 Maeno D14/400
 D603,380 S * 11/2009 Hutchieson D14/223
 D618,669 S * 6/2010 Johnson H04R 1/1016
 D621,338 S * 8/2010 Jimenez E05F 15/42
 D643,414 S * 8/2011 Lee D14/205
 D654,056 S * 2/2012 Hoggarth D14/205
 D654,172 S * 2/2012 Naumann D24/174
 D662,079 S * 6/2012 Fahrendorff D14/205
 8,208,672 B2 * 6/2012 Nageno H04R 5/0335
 D667,815 S * 9/2012 Chiu D14/206
 D681,602 S * 5/2013 Koch D14/205
 8,456,864 B2 * 6/2013 Stiehl H01H 9/0228
 D685,761 S * 7/2013 Fletcher D14/205
 D687,410 S * 8/2013 Fletcher D14/205
 D711,356 S * 8/2014 Yang D14/223
 D711,858 S * 8/2014 Yang D14/223
 D718,745 S * 12/2014 Thompson D14/223
 D719,131 S * 12/2014 Toelle D14/205
 D719,132 S * 12/2014 Toelle D14/205
 D719,548 S * 12/2014 Thompson D14/223

8,983,108 B2 * 3/2015 Ho H04R 1/1016
 D742,355 S * 11/2015 Toelle D14/205
 D743,370 S * 11/2015 Toelle D14/205
 D743,381 S * 11/2015 Pi D14/218
 D743,932 S * 11/2015 Toelle D14/205
 D772,197 S * 11/2016 Hejazi D14/205
 D773,437 S * 12/2016 Lee D14/223
 D777,710 S * 1/2017 Palmborg D14/223
 D780,157 S * 2/2017 Uggla D14/205
 D781,821 S * 3/2017 Petersen D14/205
 D788,079 S * 5/2017 Son D14/223
 D795,225 S * 8/2017 Sumii D14/223
 D803,185 S * 11/2017 Loh Jun Kern D14/205
 D804,445 S * 12/2017 Golnik D14/205
 D806,059 S * 12/2017 Ott D14/223
 D813,205 S * 3/2018 Palmborg D14/223
 D813,848 S * 3/2018 Palmborg D14/223
 D817,309 S * 5/2018 Czaniecki D14/223
 D851,626 S * 6/2019 Hsieh D14/205
 D852,171 S * 6/2019 Cai D14/223
 2007/0263896 A1 * 11/2007 Chen H04R 1/105
 2008/0152183 A1 * 6/2008 Janik H04M 1/05
 2014/0205125 A1 * 7/2014 Triato H04R 1/105
 2017/0134845 A1 * 5/2017 Milam H04R 1/1041
 * cited by examiner

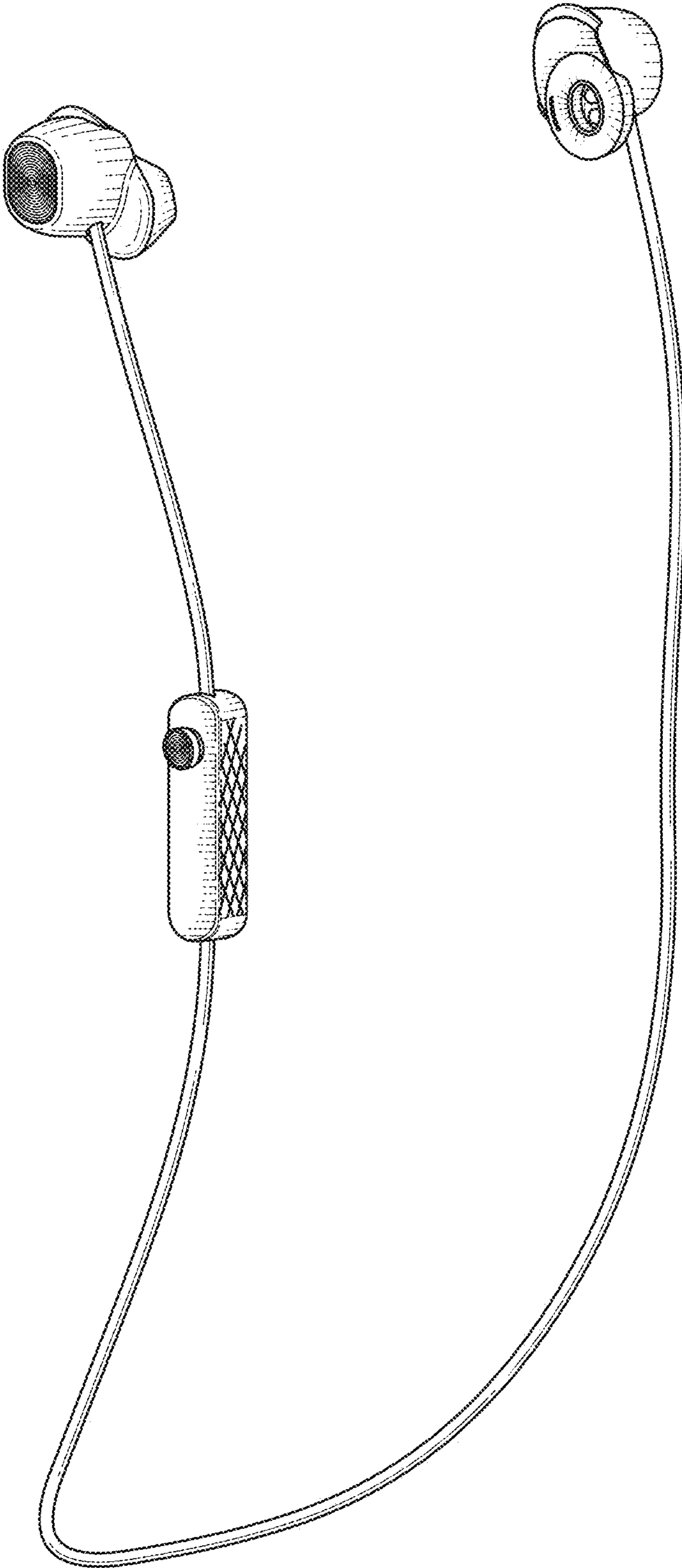


FIG. 1

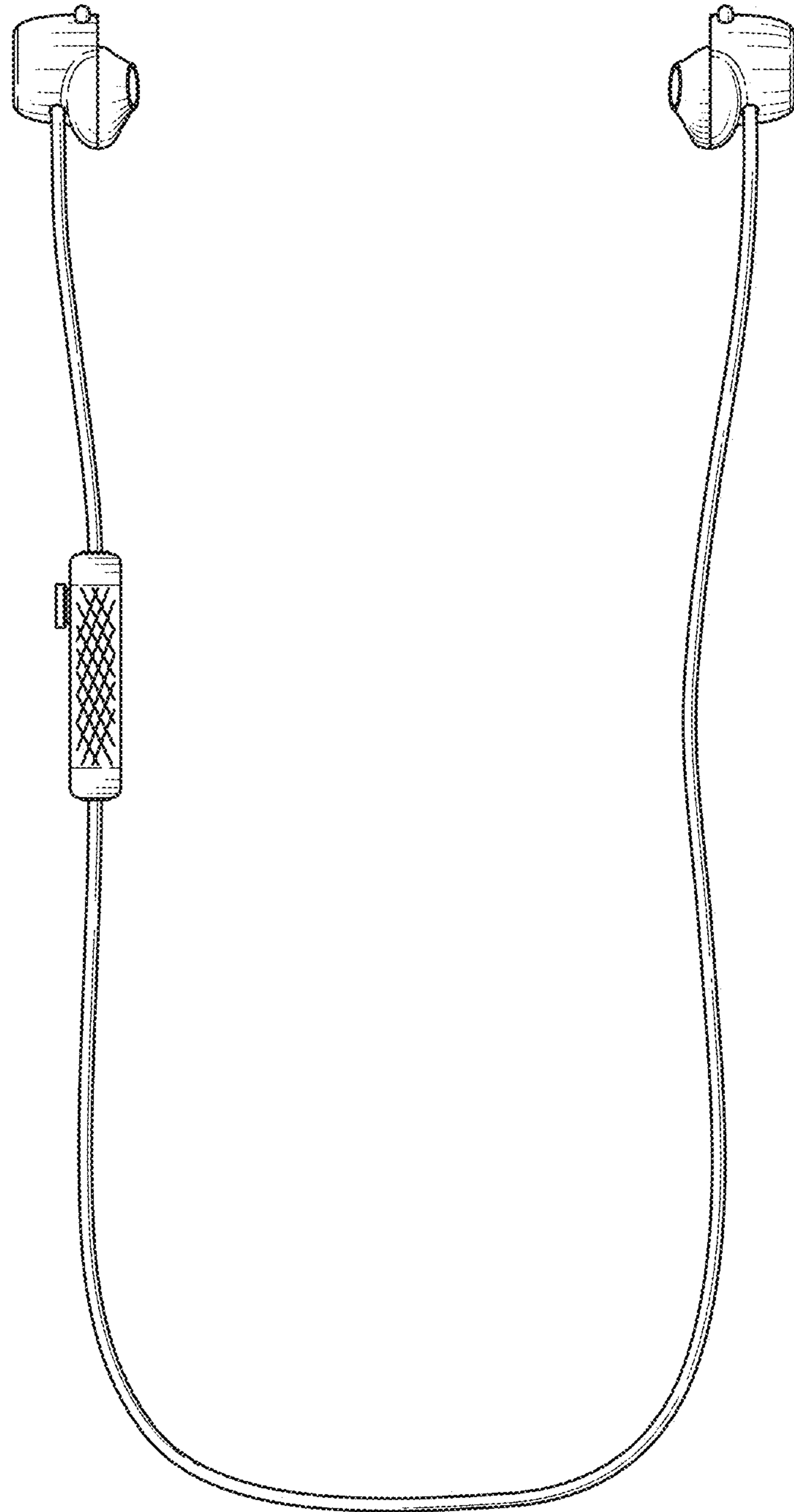


FIG. 2

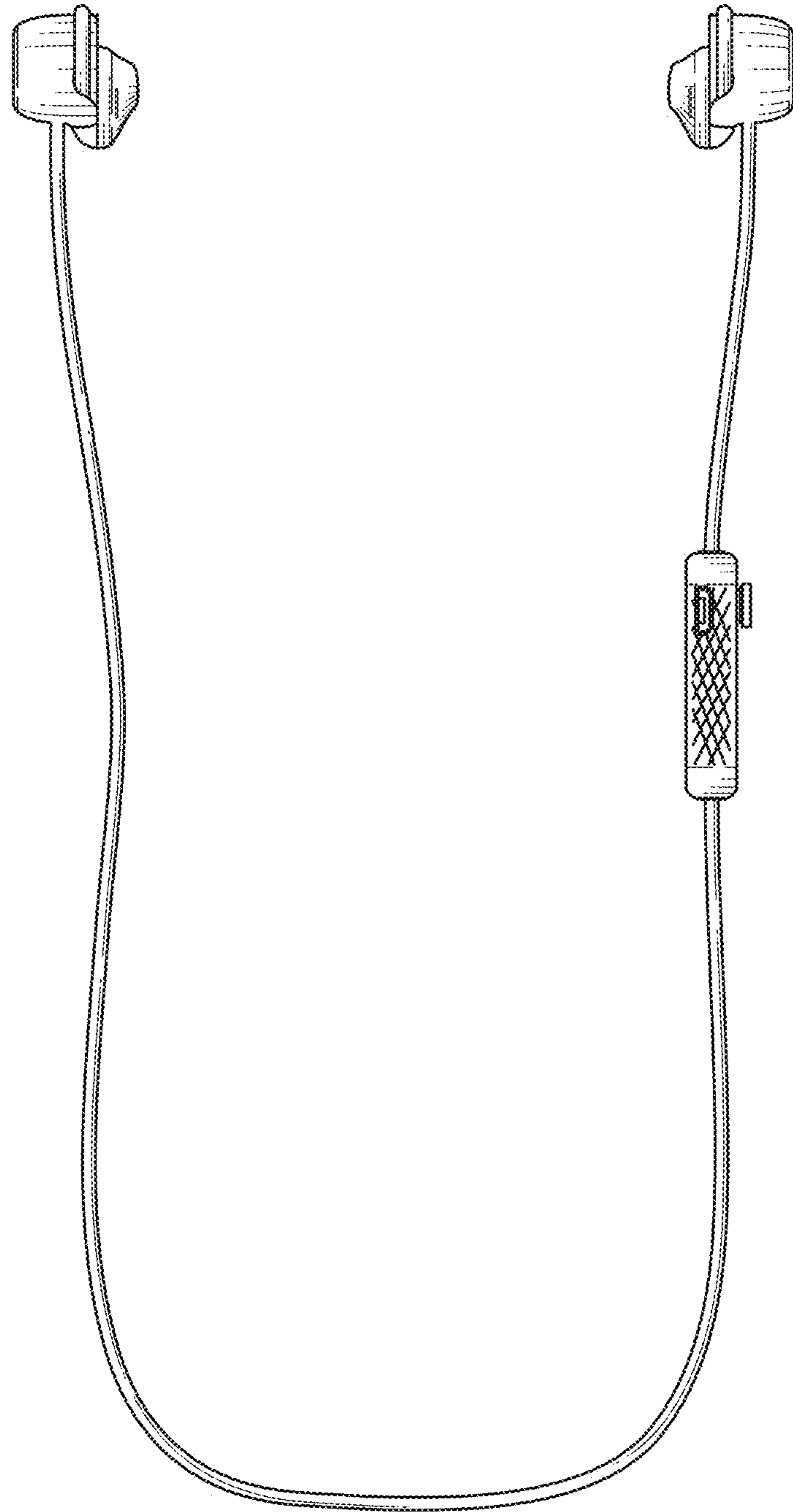


FIG. 3

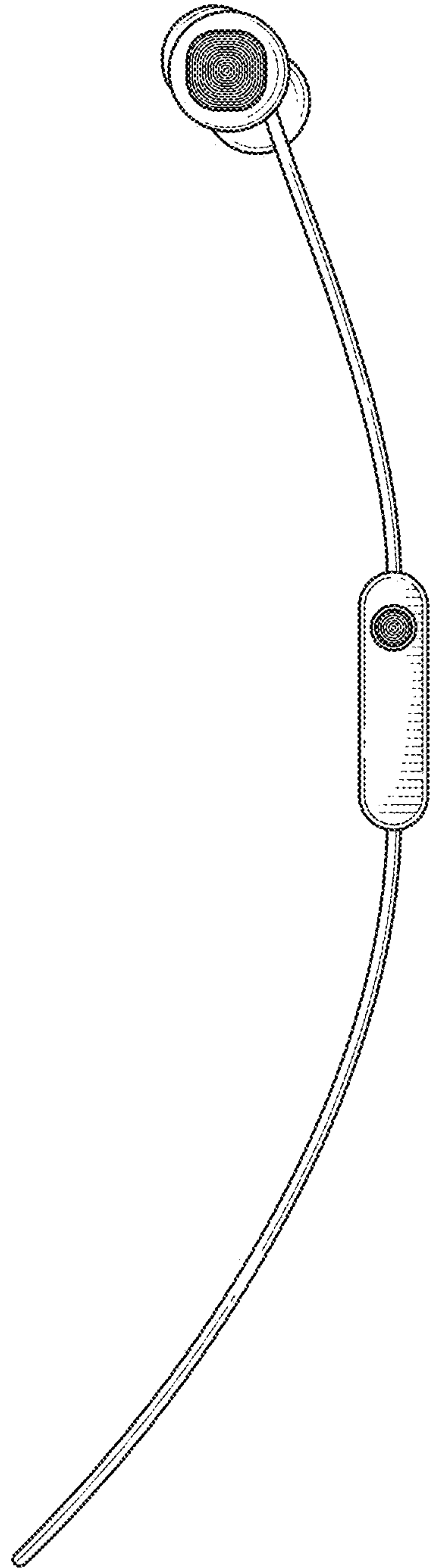


FIG. 4

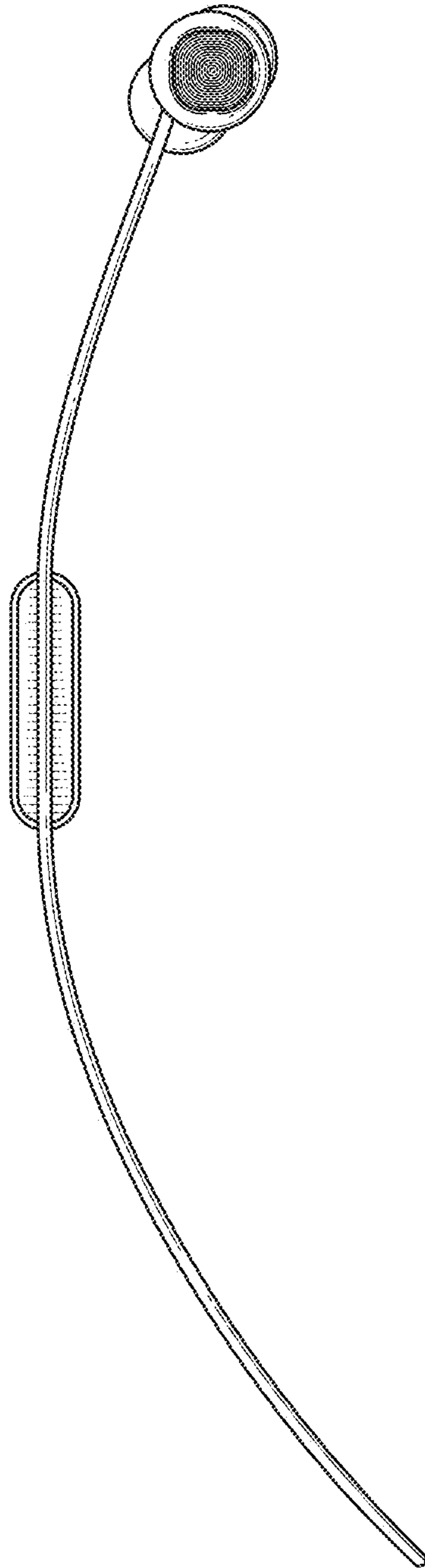


FIG. 5




FIG. 6

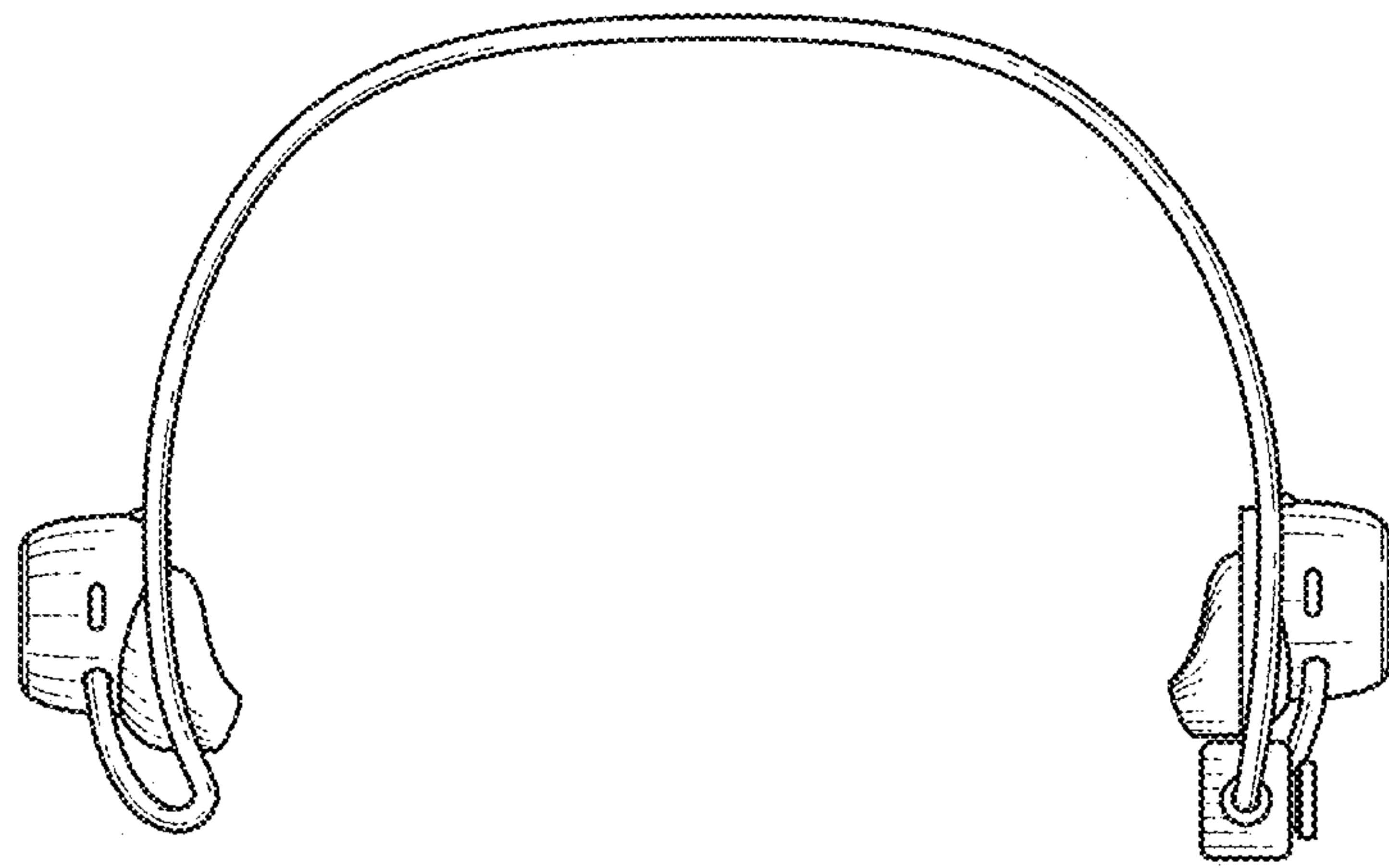


FIG. 7