



US00D871359S

(12) **United States Design Patent** (10) **Patent No.:** **US D871,359 S**
Hochbrueckner et al. (45) **Date of Patent:** **** Dec. 31, 2019**

(54) **PERSONAL COMMUNICATION DEVICE**

(71) Applicant: **Medequip Supply Corp.**, Greenvale, NY (US)

(72) Inventors: **Kenneth Hochbrueckner**, Commack, NY (US); **David Spivak**, Monmouth Junction, NJ (US); **Jasun Fiorentino**, Greenvale, NY (US)

(73) Assignee: **MEDEQUIP SUPPLY CORP.**, Greenvale, NY (US)

(**) Term: **15 Years**

(21) Appl. No.: **29/607,443**

(22) Filed: **Jun. 13, 2017**

(51) **LOC (12) Cl.** **14-03**

(52) **U.S. Cl.**
USPC **D14/137; D14/138 R**

(58) **Field of Classification Search**
USPC D14/137, 138 AA, 138 AB, 138 R, 147, D14/148, 203.7, 250, 496, 191, 159, 218, D14/299, 248, 341, 343, 203.1, 203.3; D10/106.1, 65, 104.1, 70; D13/107; D24/186; D21/133, 324, 329
CPC H04B 1/3827; H04B 1/3833; H04B 2001/3861; H04M 1/03; H04M 1/035; H04M 1/026; H04M 1/02; H04M 1/0279; H04M 1/0266; G08B 21/0202; G06F 1/1626

See application file for complete search history.

(56) **References Cited**

U.S. PATENT DOCUMENTS

D396,722 S * 8/1998 Benedetti D14/194
D435,834 S * 1/2001 Picozza D13/168
D509,480 S * 9/2005 Li D13/168
D510,536 S * 10/2005 Li D10/106.1
D522,897 S * 6/2006 Kellond D14/137

D534,889 S * 1/2007 Cheng D14/138 R
D546,818 S * 7/2007 Gautier D14/218
D571,768 S * 6/2008 Shi D14/138 AA
D603,351 S * 11/2009 Badarello D13/168
D612,839 S * 3/2010 Kato D14/218
D622,685 S * 8/2010 Garra D14/137
D656,104 S * 3/2012 Cook D13/168
D737,225 S * 8/2015 Seidl D13/168
2009/0174548 A1 * 7/2009 Chan G08B 21/0202
340/539.13

OTHER PUBLICATIONS

Medequip Alert Facebook, Jan. 23, 2018, [online], [site visited Dec. 17, 2018]. Retrieved from url:https://www.facebook.com/MedEquipAlert/photos/a.2031779270440070/2031779443773386/?type=3&theater (Year: 2018).*

(Continued)

Primary Examiner — Jeffrey D Asch

Assistant Examiner — Tracey J Bell

(74) *Attorney, Agent, or Firm* — Tully Rinckey PLLC; Steven M. Hoffberg

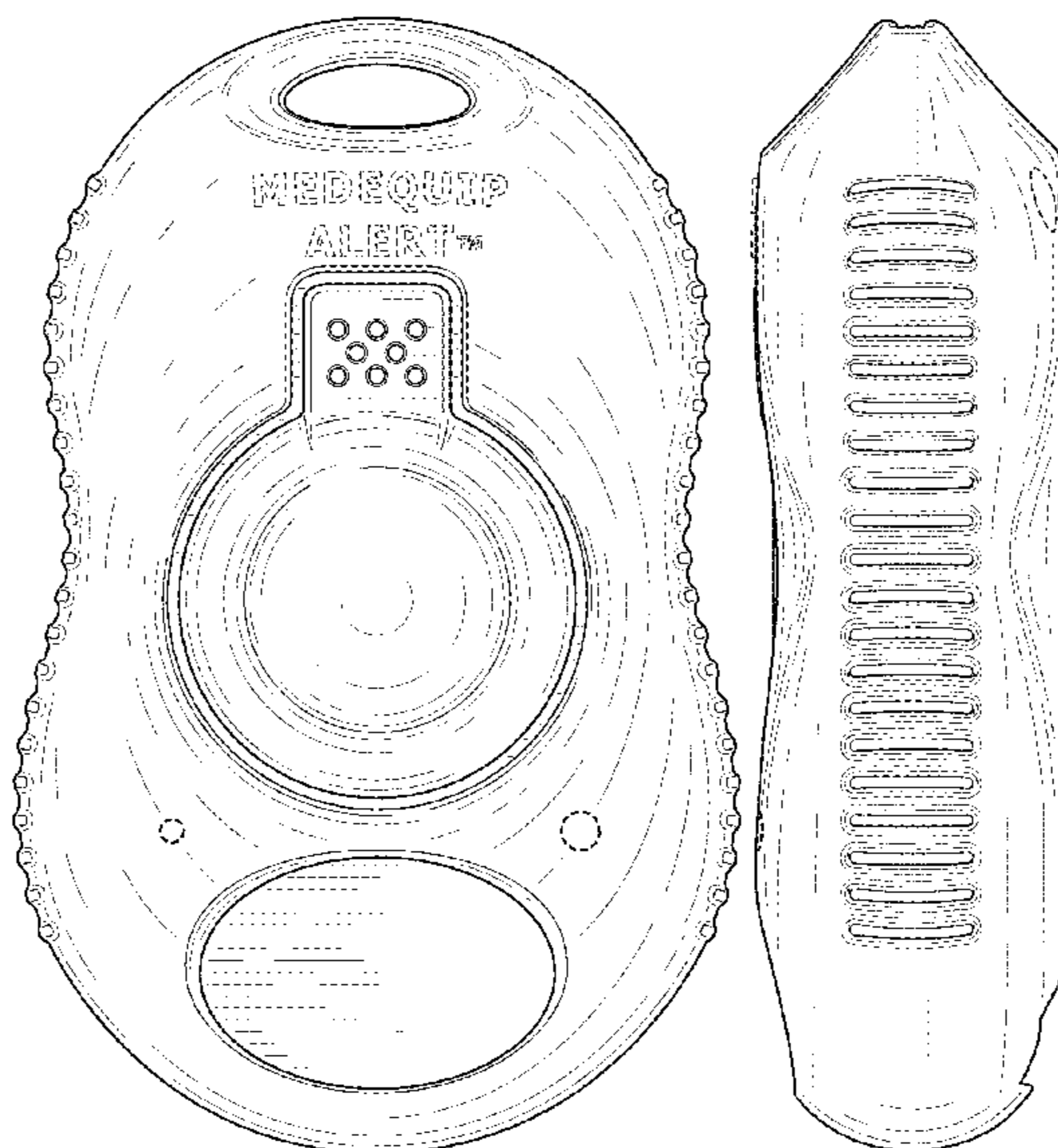
(57) **CLAIM**

The ornamental design for a personal communication device, as shown and described.

DESCRIPTION

FIG. 1 shows a front perspective view of a personal communication device showing our new design; FIG. 2 shows a front view thereof; FIG. 3 shows a rear view thereof; FIG. 4 shows a left view thereof; FIG. 5 shows a right view thereof; FIG. 6 shows a top view thereof; and, FIG. 7 shows a bottom view thereof. The broken lines in the figures depict portions of the personal communication device that form no part of the claimed design.

1 Claim, 6 Drawing Sheets



(56)

References Cited

OTHER PUBLICATIONS

SABRE Personal LED Clip On Panic Alarm, no date available, [site visited Dec. 17, 2018]. Retrieved from url: <https://www.thehomesecuritysuperstore.com/sabre-personal-led-clip-on-panic-alarm-120db-pink-pa-clip-pk-127737> (Year: 2018).*

* cited by examiner

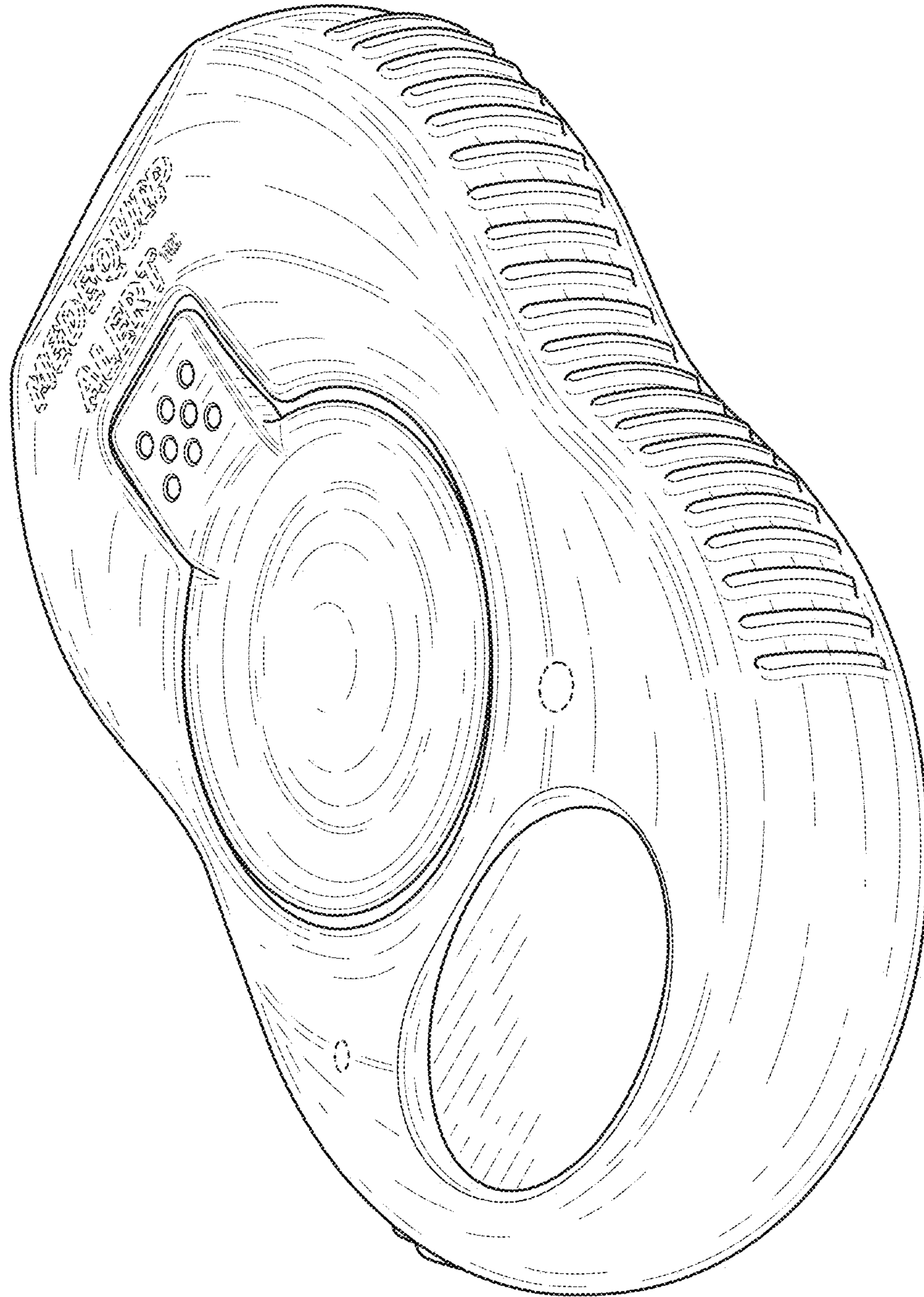


FIG. 1

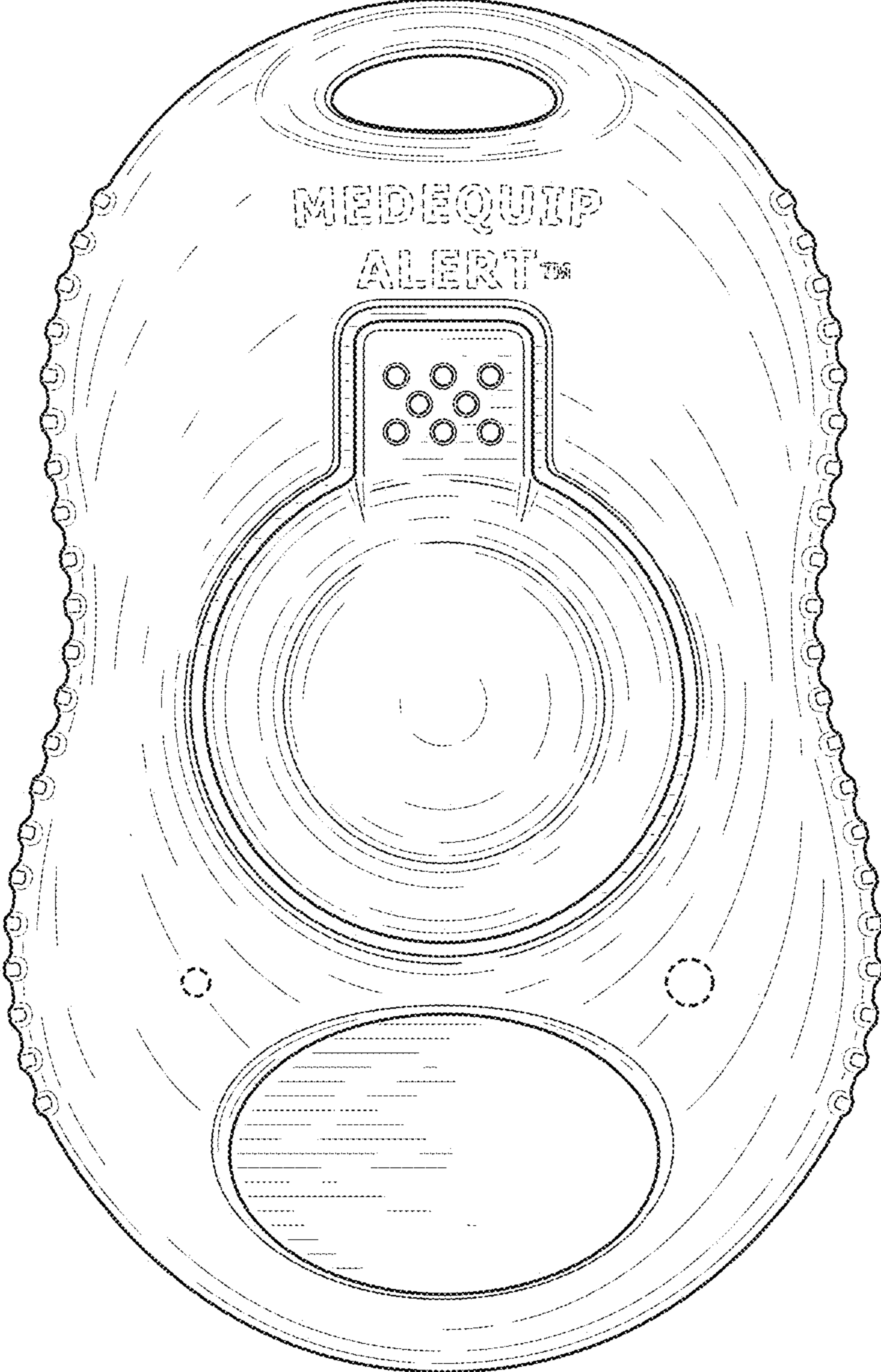


FIG. 2

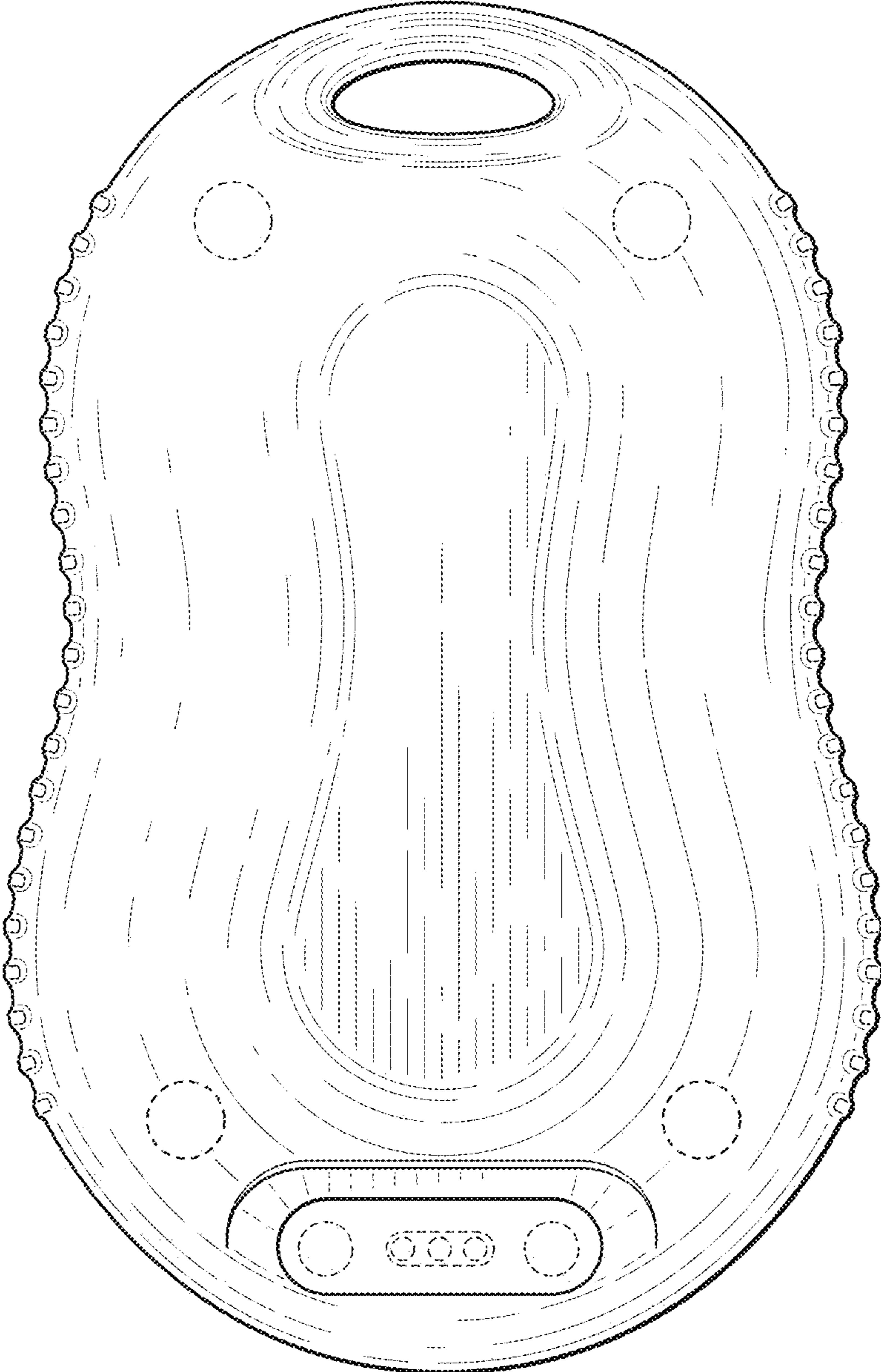


FIG. 3

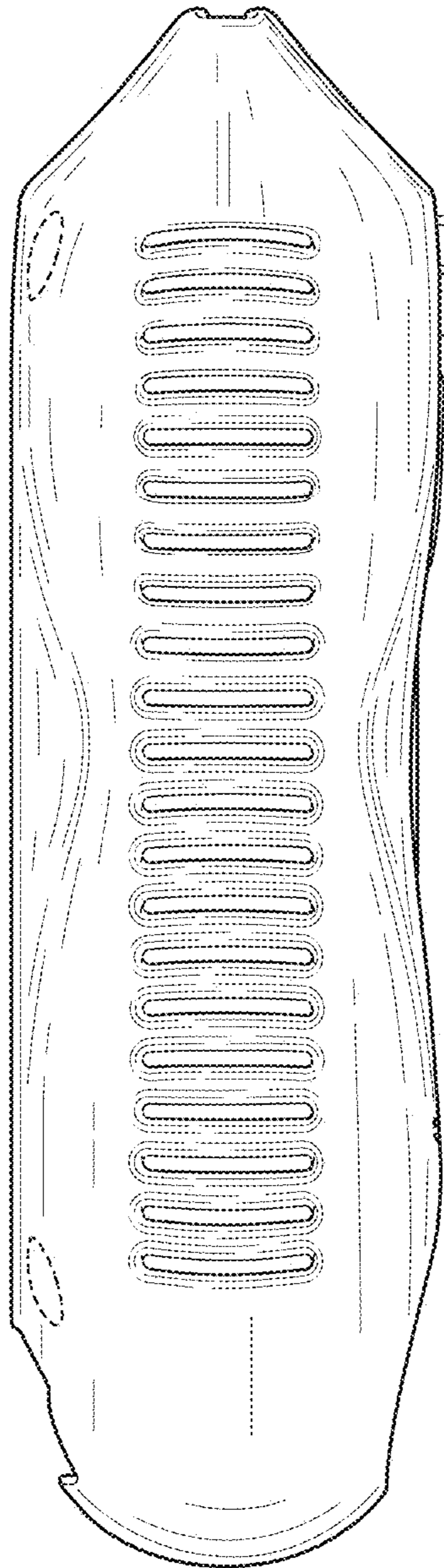


FIG. 4

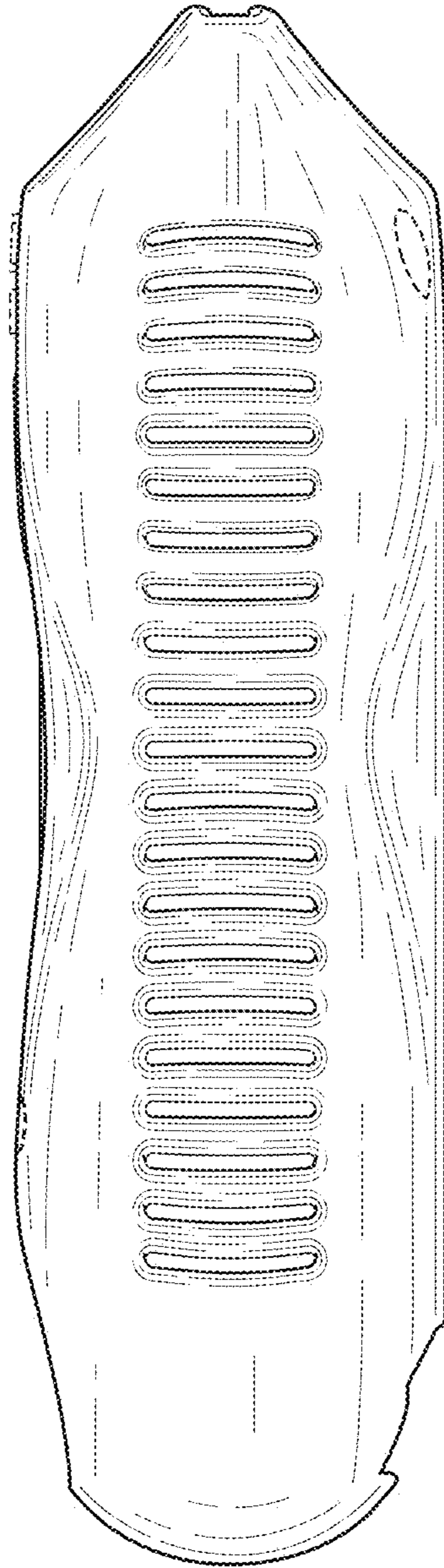


FIG. 5

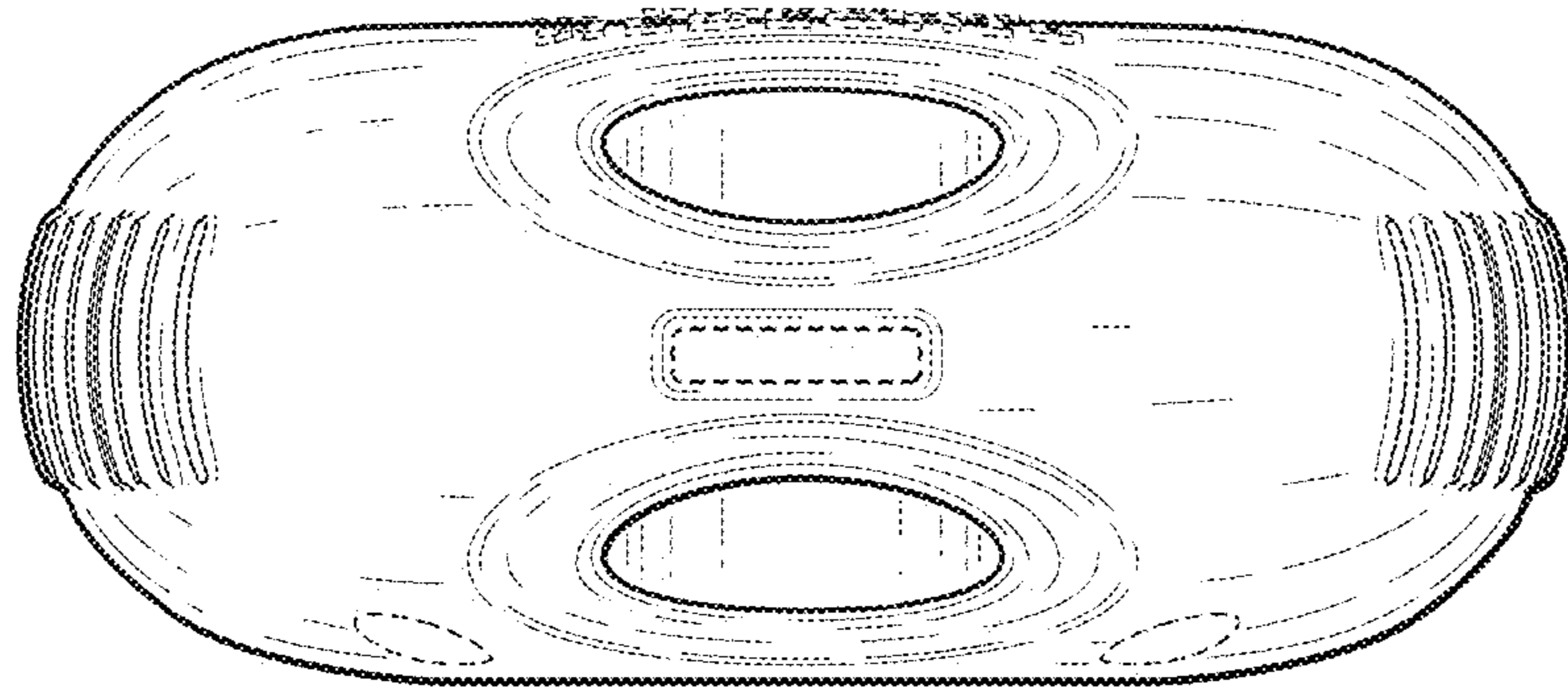


FIG. 6

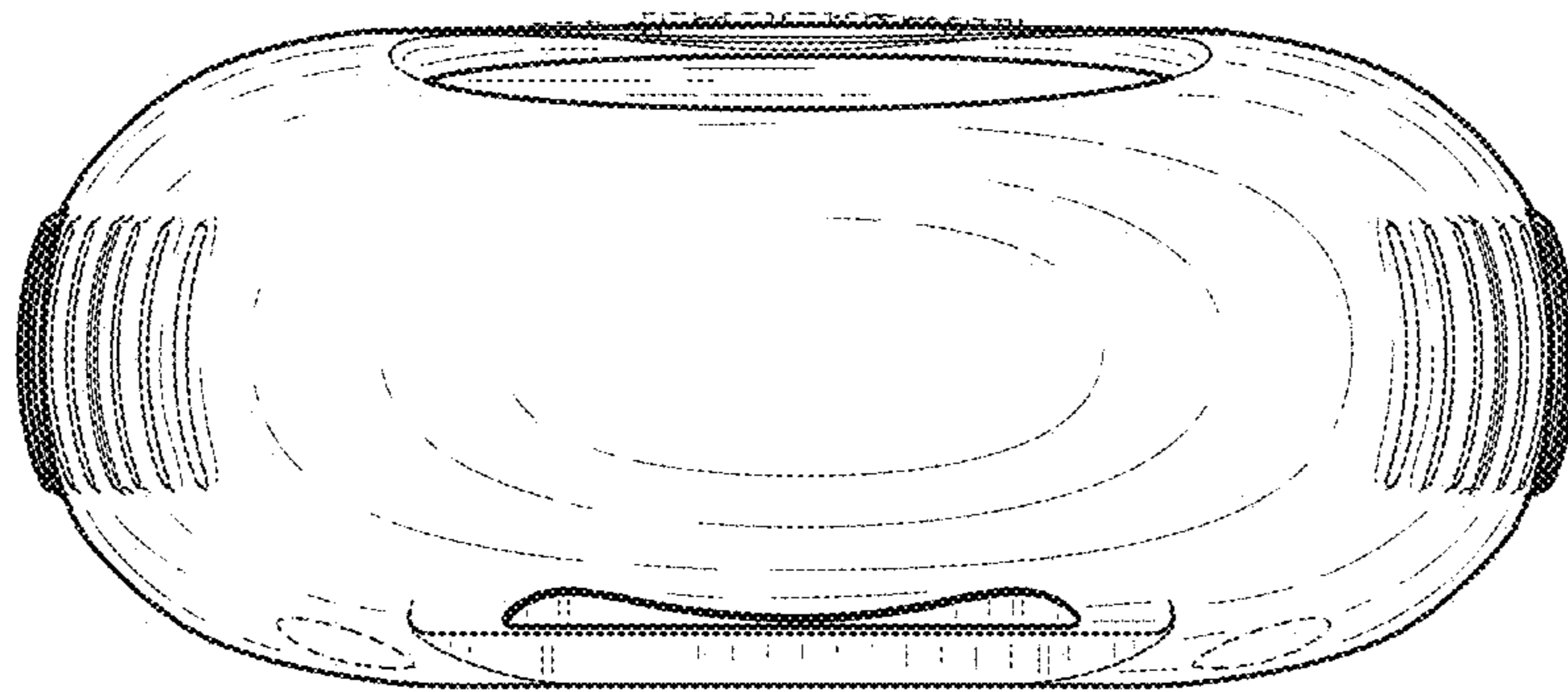


FIG. 7