



US00D871315S

(12) **United States Design Patent**
De Liddo

(10) **Patent No.:** **US D871,315 S**

(45) **Date of Patent:** **** Dec. 31, 2019**

(54) **TIRE TREAD**

(71) Applicant: **BRIDGESTONE EUROPE NV/SA,**
Zaventem (BE)

(72) Inventor: **Marco De Liddo,** Rome (IT)

(73) Assignee: **Bridgestone Europe NV/SA,** Zaventem
(BE)

(**) Term: **15 Years**

(21) Appl. No.: **35/505,230**

(22) Filed: **Jun. 19, 2018**

(80) **Hague Agreement Data**

Int. Filing Date: **Jun. 19, 2018**

Int. Reg. No.: **DM/101692**

Int. Reg. Date: **Jun. 19, 2018**

Int. Reg. Pub. Date: **Jul. 6, 2018**

(30) **Foreign Application Priority Data**

Dec. 22, 2017 (EM) 4563161

(51) **LOC (12) Cl.** **12-15**

(52) **U.S. Cl.**
USPC **D12/564**

(58) **Field of Classification Search**

USPC D12/563, 564, 565, 566, 567

CPC . B60C 11/00; B60C 11/0016; B60C 11/0304;

B60C 11/0302; B60C 11/0306; B60C

11/0309; B60C 11/0318; B60C 11/0311;

B60C 11/042; B60C 11/11; B60C 11/12;

B60C 11/13

See application file for complete search history.

(56) **References Cited**

U.S. PATENT DOCUMENTS

D512,682 S * 12/2005 Krenz D12/564

D592,588 S * 5/2009 Heinen D12/564

D595,640 S * 7/2009 de Briey-Terlinden D12/564

D632,243 S * 2/2011 Salvan D12/564
D635,912 S * 4/2011 Knispel D12/564
D638,350 S * 5/2011 Knispel D12/564
D638,779 S * 5/2011 Salvan D12/564
D669,417 S * 10/2012 Takei D12/564
D684,922 S * 6/2013 Scheuren D12/564
D702,625 S * 4/2014 Leconte D12/564
D710,292 S * 8/2014 Le D12/564

(Continued)

FOREIGN PATENT DOCUMENTS

GB 2031593 1/1993
JP D1228369 1/2005

OTHER PUBLICATIONS

English Machine Translation of JPD1228369.

Primary Examiner — Darlington Ly

(57) **CLAIM**

The ornamental design for a tire tread, as shown and described.

DESCRIPTION

1. Tire tread

1.1 is a perspective view of a tire tread showing my new design;

1.2 is a front elevation view thereof;

1.3 is a left side elevation view thereof;

1.4 is a rear elevation view thereof;

1.5 is a right side elevation view thereof;

1.6 is an enlarged and partial front elevation view thereof;

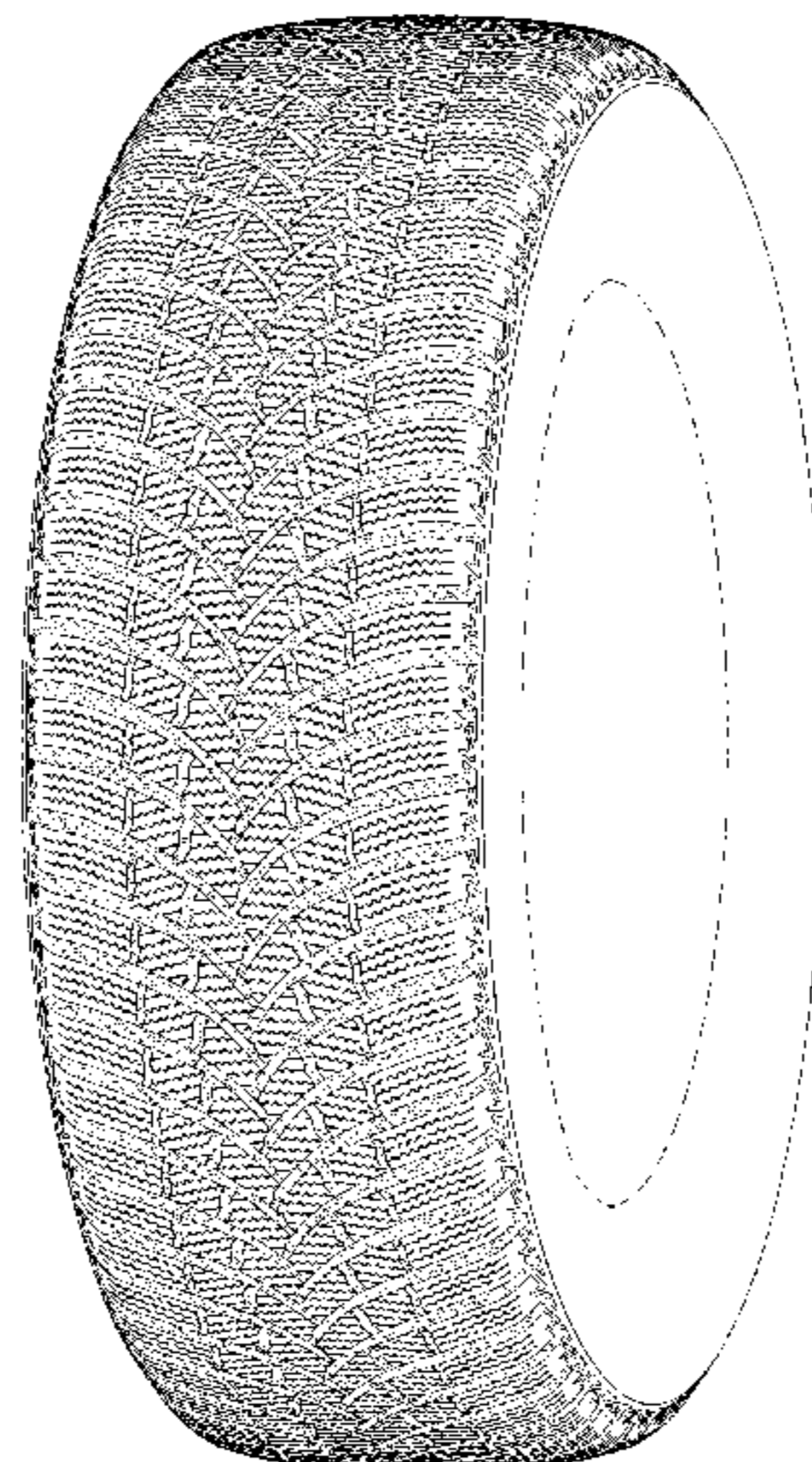
1.7 is a cross-sectional view thereof taken along line **7-7** in **1.6**;

1.8 is a cross-sectional view thereof taken along line **8-8** in **1.6**; and

1.9 is a cross-sectional view thereof taken along line **9-9** in **1.6**.

The broken line showings of the tire sidewalls are provided for the purpose of illustrating environmental structure and form no part of the claimed design.

1 Claim, 9 Drawing Sheets



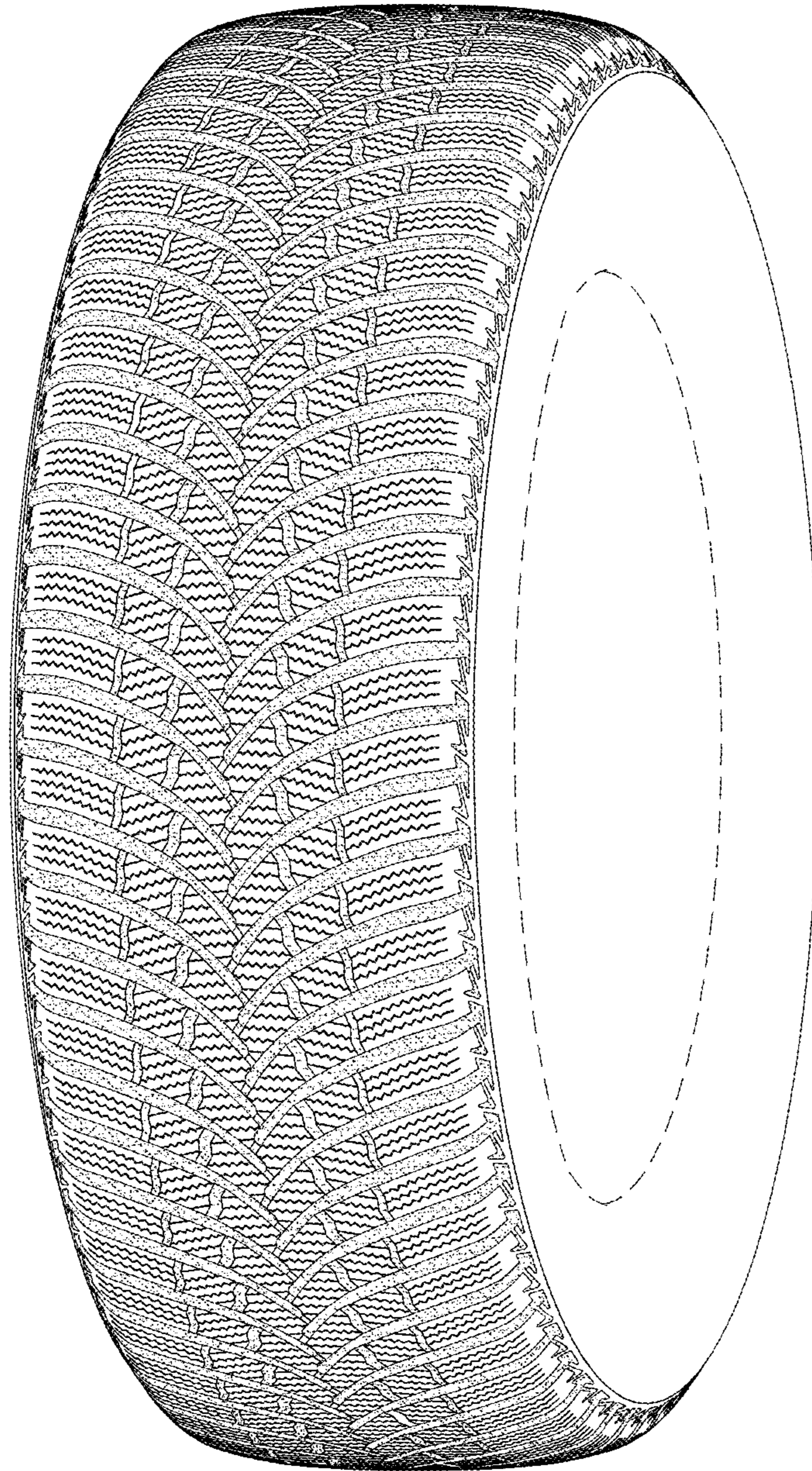
(56)


References Cited

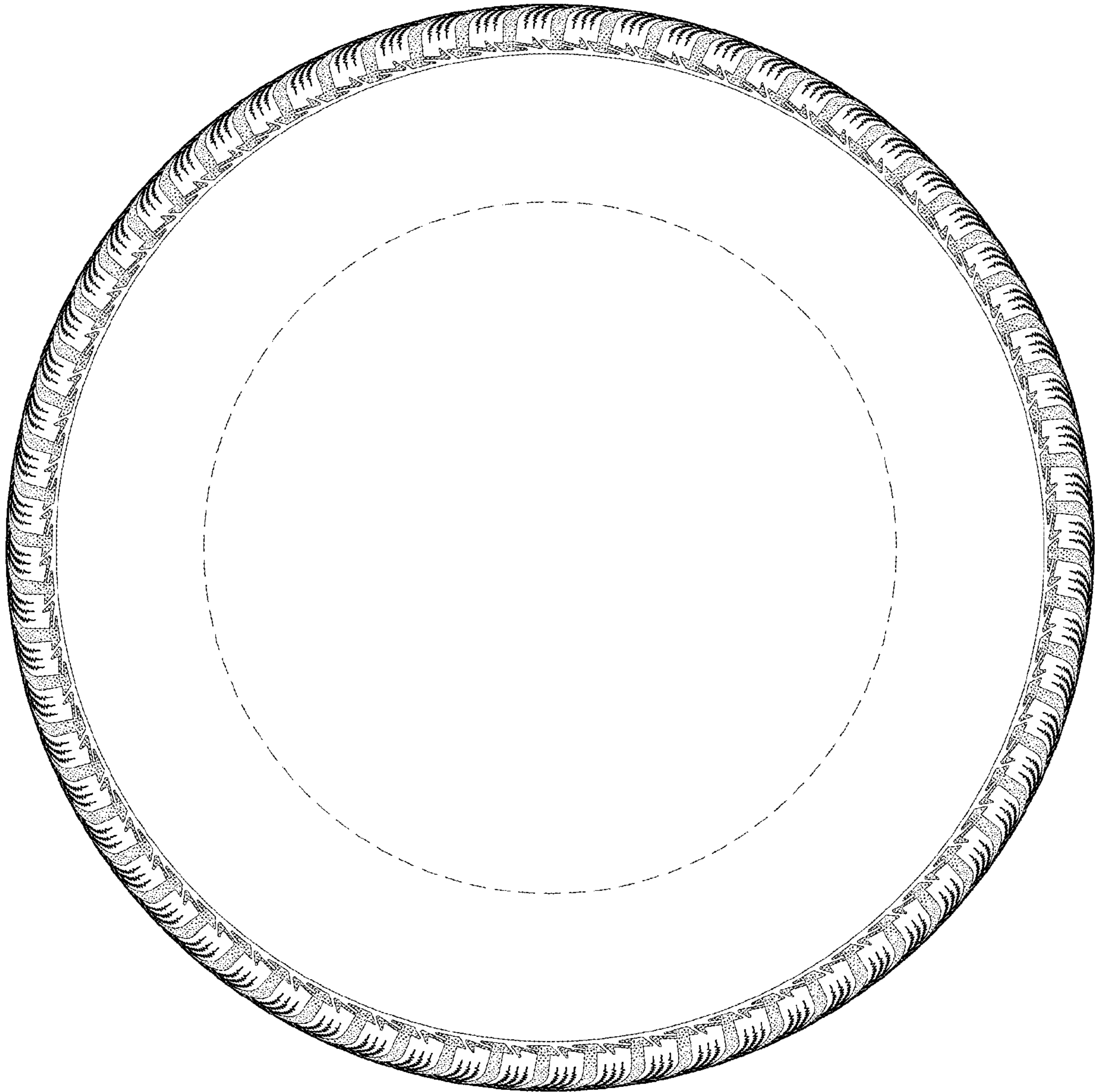
U.S. PATENT DOCUMENTS


D720,684	S	*	1/2015	Mathonet	D12/564
D722,554	S	*	2/2015	Knispel	D12/564
D722,555	S	*	2/2015	Knispel	D12/564
D724,008	S	*	3/2015	Mathonet	D12/564
D756,896	S	*	5/2016	Leconte	D12/564
D777,092	S	*	1/2017	Leconte	D12/564
D778,230	S	*	2/2017	Haanketo	D12/564
D782,398	S	*	3/2017	Ding	D12/564
D786,181	S	*	5/2017	Caron	D12/564
D794,546	S	*	8/2017	Caron	D12/564
D810,004	S	*	2/2018	Hutz	D12/564
D811,990	S	*	3/2018	Raatikainen	D12/564
D812,548	S	*	3/2018	Raatikainen	D12/564
D817,856	S	*	5/2018	Uchida	D12/564
D818,939	S	*	5/2018	Boisdon	D12/564
D824,839	S	*	8/2018	Schuessler	D12/564
D825,445	S	*	8/2018	Boisdon	D12/564
D829,159	S	*	9/2018	Youn	D12/564
D830,287	S	*	10/2018	Proietti	D12/564
D832,194	S	*	10/2018	de Briey-Terlinden	D12/564
D832,195	S	*	10/2018	de Briey-Terlinden	D12/564
D832,772	S	*	11/2018	Misani	D12/535
D833,375	S	*	11/2018	Yasunaga	D12/549

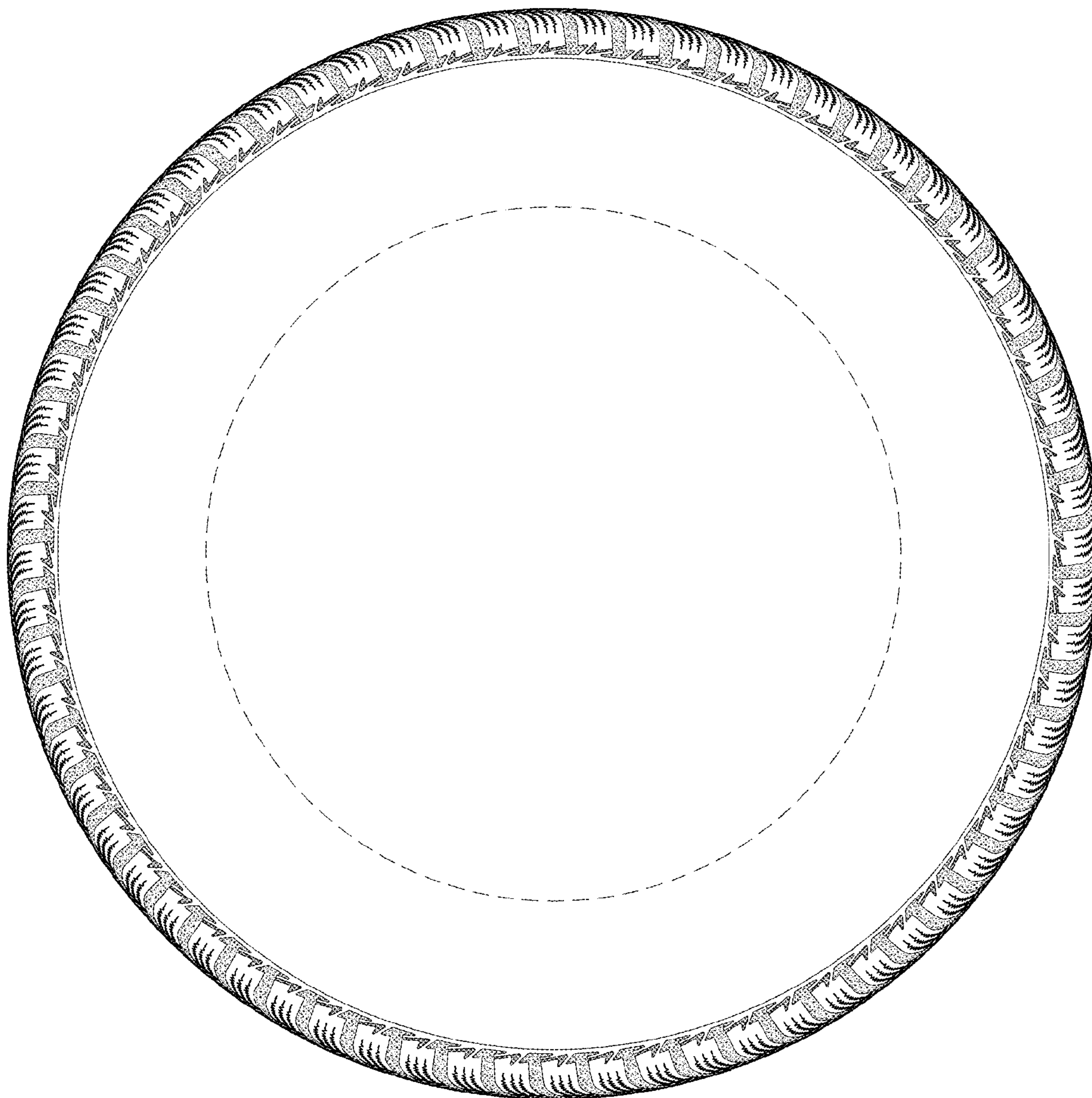
* cited by examiner

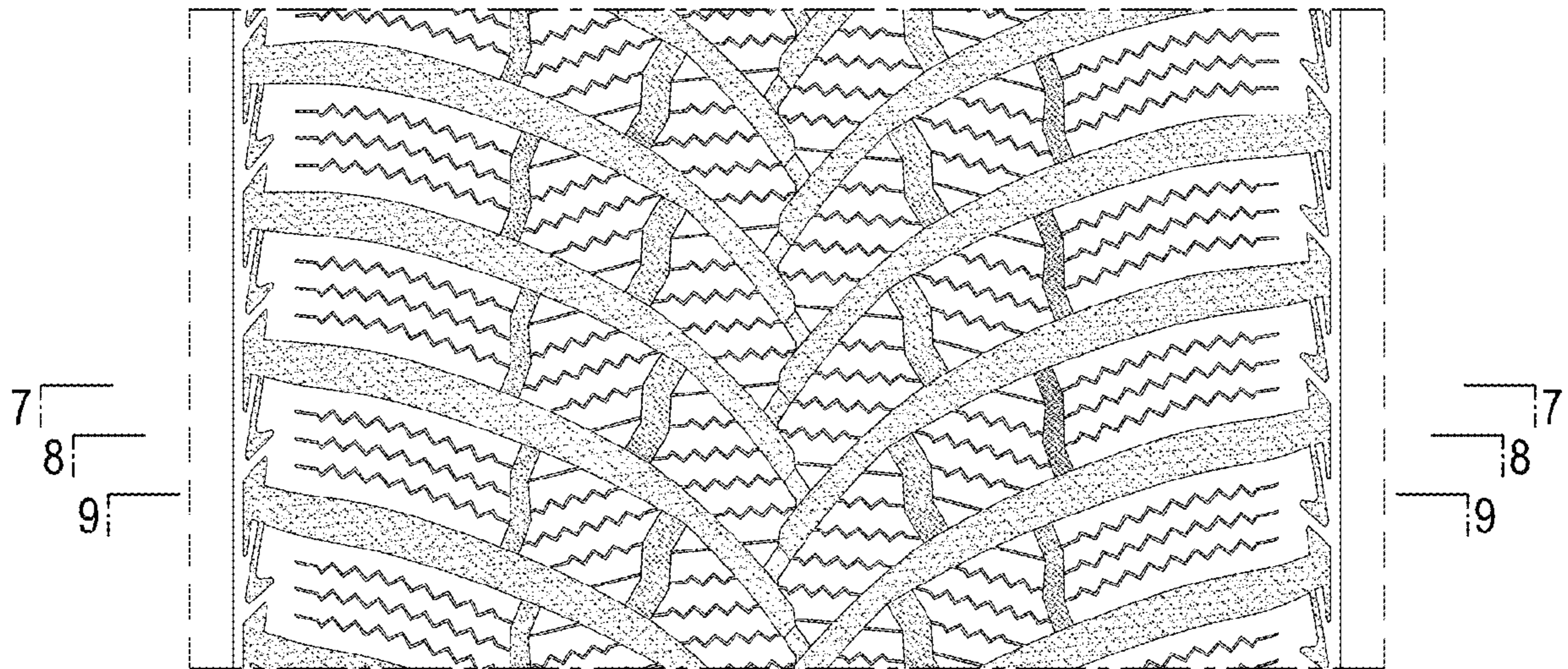















1.6



1.7



1.8



1.9