



US00D871308S

(12) **United States Design Patent**  
**Ronca et al.**

(10) **Patent No.:** **US D871,308 S**

(45) **Date of Patent:** **\*\* Dec. 31, 2019**

(54) **MOTORCYCLE GOLF BAG CARRIER**

(71) Applicants: **Michael L. Ronca**, Nazareth, PA (US);  
**Nolan A Perin**, Pen Argyl, PA (US)

(72) Inventors: **Michael L. Ronca**, Nazareth, PA (US);  
**Nolan A Perin**, Pen Argyl, PA (US)

(\*\*) Term: **15 Years**

(21) Appl. No.: **29/689,084**

(22) Filed: **Apr. 26, 2019**

(51) **LOC (12) Cl.** ..... **12-11**

(52) **U.S. Cl.**  
USPC ..... **D12/407**

(58) **Field of Classification Search**  
USPC .... D12/114, 406-408, 414, 414.1, 416, 110;  
D6/552; D3/255, 320; D34/15  
CPC ..... B62J 11/00; B62J 9/00; B62J 9/001; B62J  
9/006; B62J 7/02; B62J 7/04; B62J 7/08  
See application file for complete search history.

(56) **References Cited**

**U.S. PATENT DOCUMENTS**

D269,472 S *	6/1983	Avis	.....	D12/420
4,387,836 A *	6/1983	Laesch	.....	B62J 7/02 224/412
4,533,013 A *	8/1985	Hightower	.....	B62K 5/027 180/210
4,809,891 A *	3/1989	Patrin	.....	B62J 7/04 224/413
5,207,361 A *	5/1993	Slifka	.....	B62J 9/00 224/274
5,727,642 A *	3/1998	Abbott	.....	A63B 71/0009 180/6.5
D397,189 S *	8/1998	Pierret	.....	D12/408
D409,557 S *	5/1999	Armour	.....	D12/408
D428,848 S *	8/2000	Wurst	.....	D12/223
D439,215 S *	3/2001	Kahmann	.....	D12/407
6,401,998 B1 *	6/2002	Puluso	.....	B62J 7/00 224/413

D493,318 S *	7/2004	Bauer	.....	D6/552
D494,761 S *	8/2004	Gray	.....	D3/255
D557,540 S *	12/2007	Maycock	.....	D6/552
D627,966 S *	11/2010	Brown	.....	D3/255
7,931,176 B1 *	4/2011	Wenom, Jr.	.....	B62J 7/02 224/413
D640,623 S *	6/2011	Nero	.....	D12/408
D685,716 S *	7/2013	Castro	.....	D12/408

(Continued)

*Primary Examiner* — Michelle E. Wilson

*Assistant Examiner* — Clese Moore, Jr.

(74) *Attorney, Agent, or Firm* — Stuart M. Goldstein

(57) **CLAIM**

The ornamental design for the motorcycle golf bag carrier, as shown and described.

**DESCRIPTION**

FIG. 1 is a front perspective view of the motorcycle golf bag carrier of the present invention.

FIG. 2 is a rear perspective view of the motorcycle golf bag carrier of the present invention.

FIG. 3 is the front view of the motorcycle golf bag carrier of the present invention.

FIG. 4 is the rear view of the motorcycle golf bag carrier of the present invention.

FIG. 5 is an elevation view of the motorcycle golf bag carrier of the present invention.

FIG. 6 is the opposite elevation view of the motorcycle golf bag carrier of the present invention.

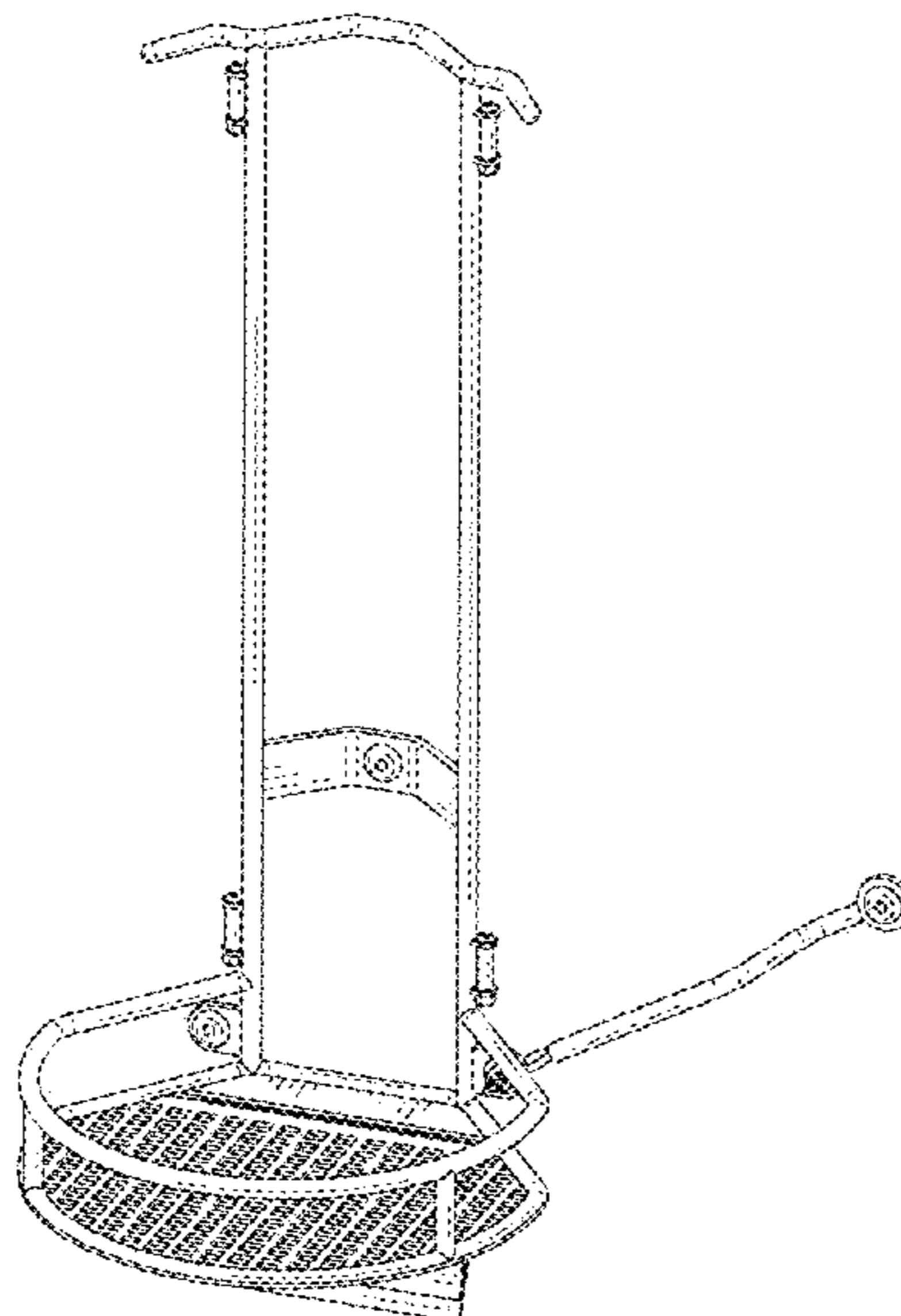
FIG. 7 is the top view of the motorcycle golf bag carrier of the present invention.

FIG. 8 is the bottom view of the motorcycle golf bag carrier of the present invention; and,

FIG. 9 is an elevation view of the motorcycle golf bag carrier of the present invention in its use condition.

The broken line showing a motorcycle are included for the purpose of illustrating context and forms no part of the claimed design.

**1 Claim, 8 Drawing Sheets**



(56)

**References Cited**

U.S. PATENT DOCUMENTS

D702,968	S *	4/2014	Smith	.....	D6/552
9,114,759	B1 *	8/2015	Hudson	.....	B60R 9/08
2003/0057242	A1 *	3/2003	Schurr	.....	B62J 9/00
					224/413
2007/0138223	A1 *	6/2007	Brown	.....	A63B 55/00
					224/413
2008/0023511	A1 *	1/2008	King	.....	B62J 11/00
					224/419
2008/0169323	A1 *	7/2008	Deitrich	.....	B62J 7/04
					224/413
2009/0014486	A1 *	1/2009	Humphreys	.....	B62J 7/04
					224/430
2010/0155443	A1 *	6/2010	Lasater	.....	B62J 7/04
					224/448

\* cited by examiner

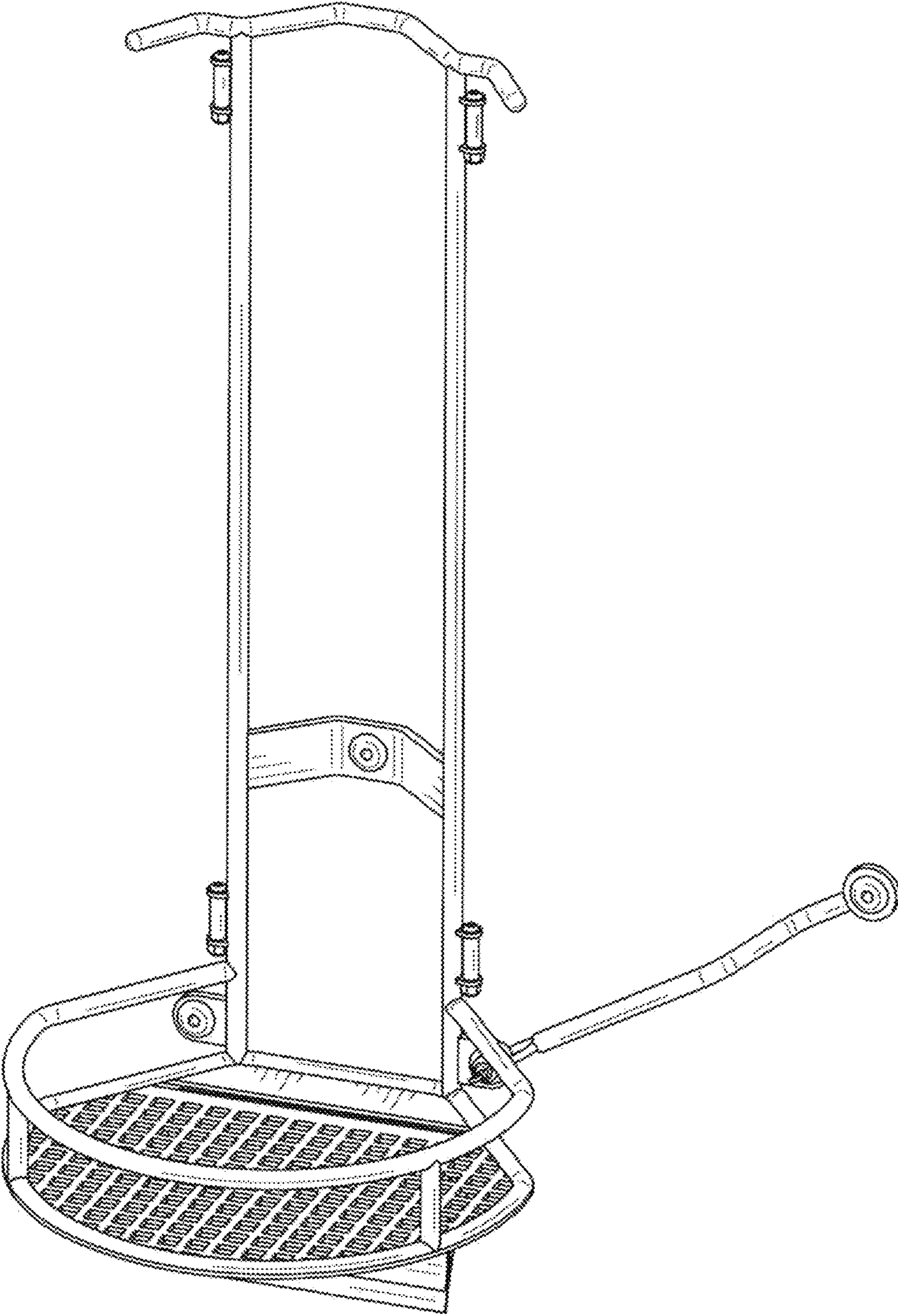


FIG. 1



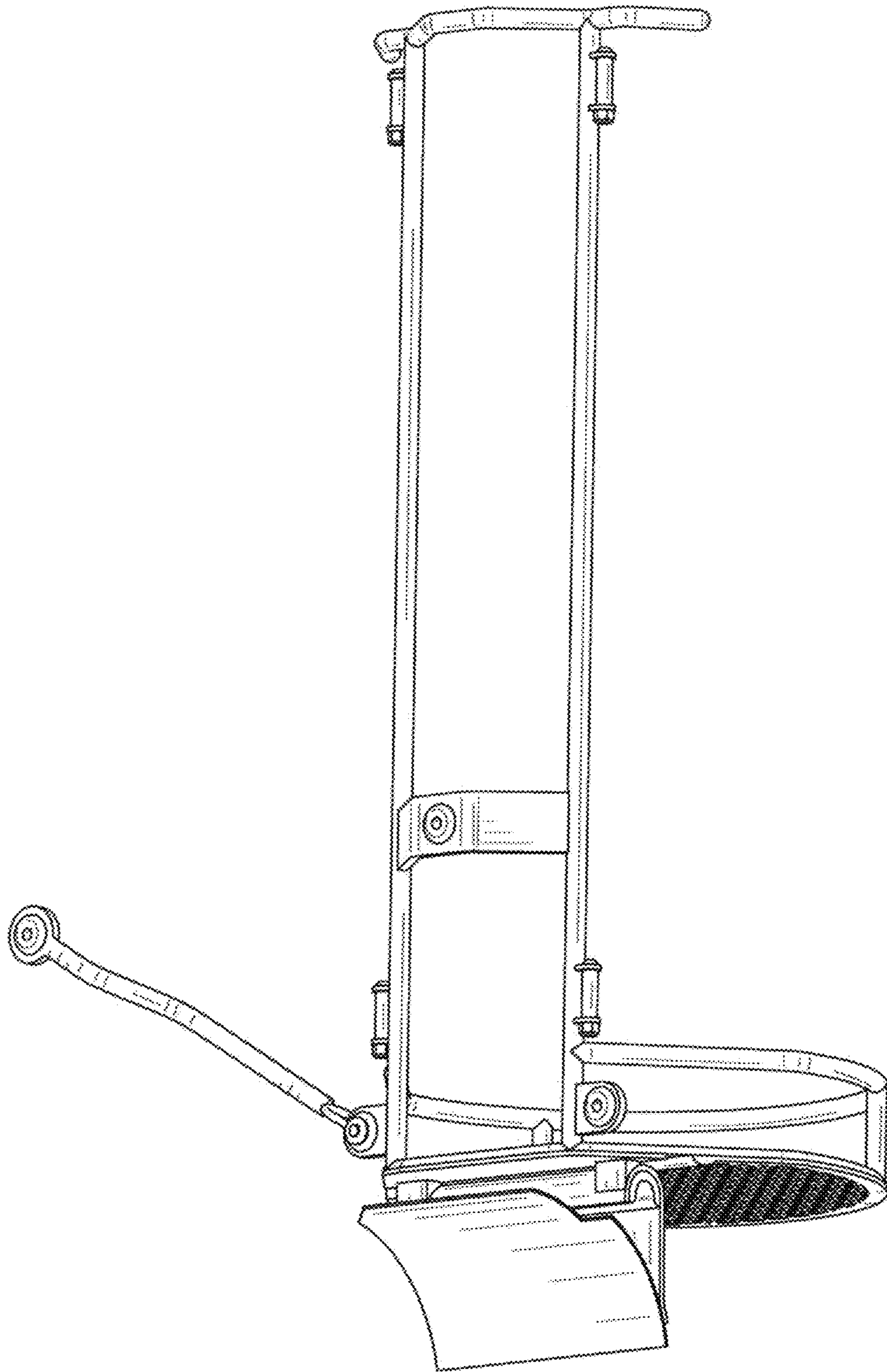


FIG. 2

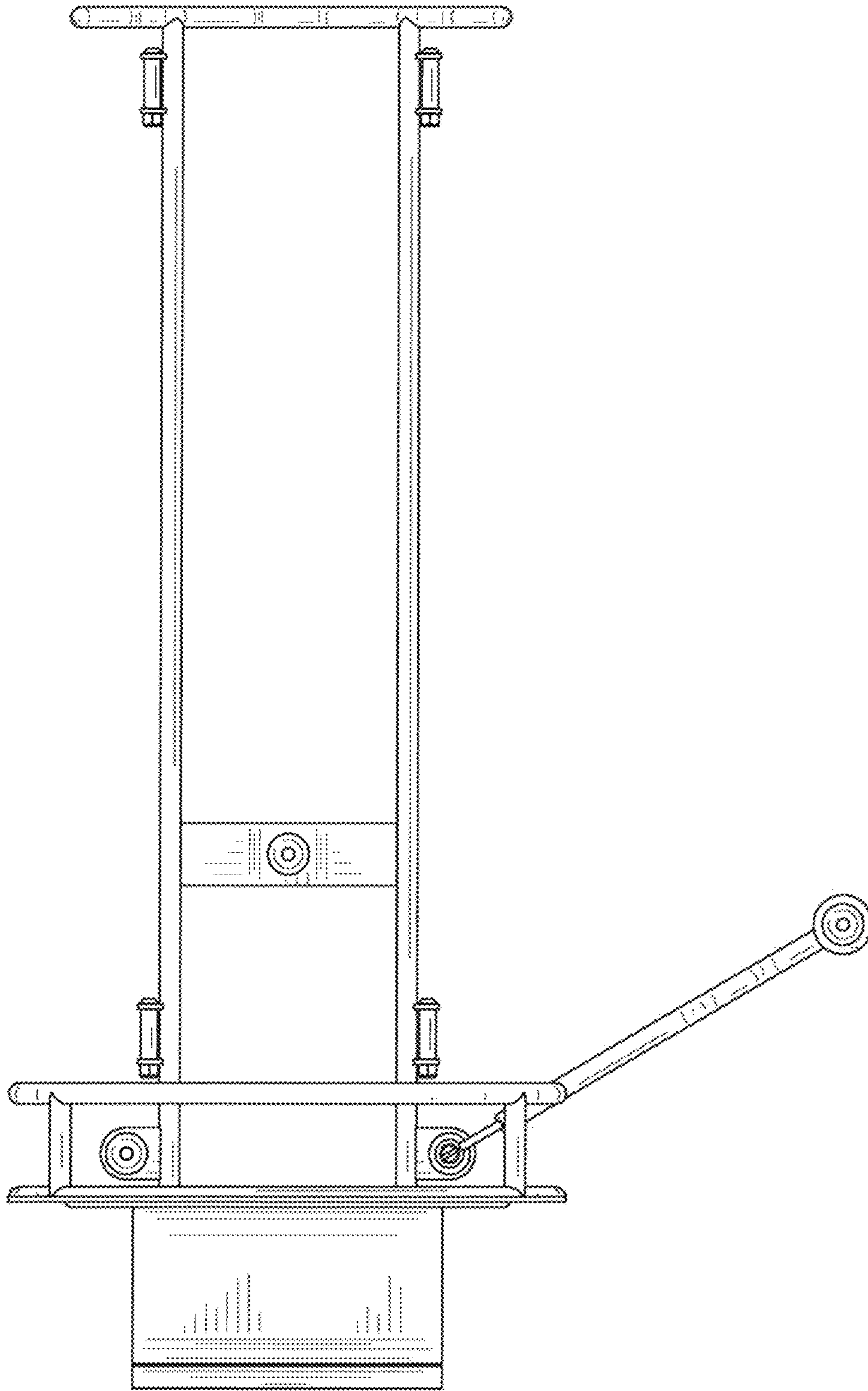


FIG. 3

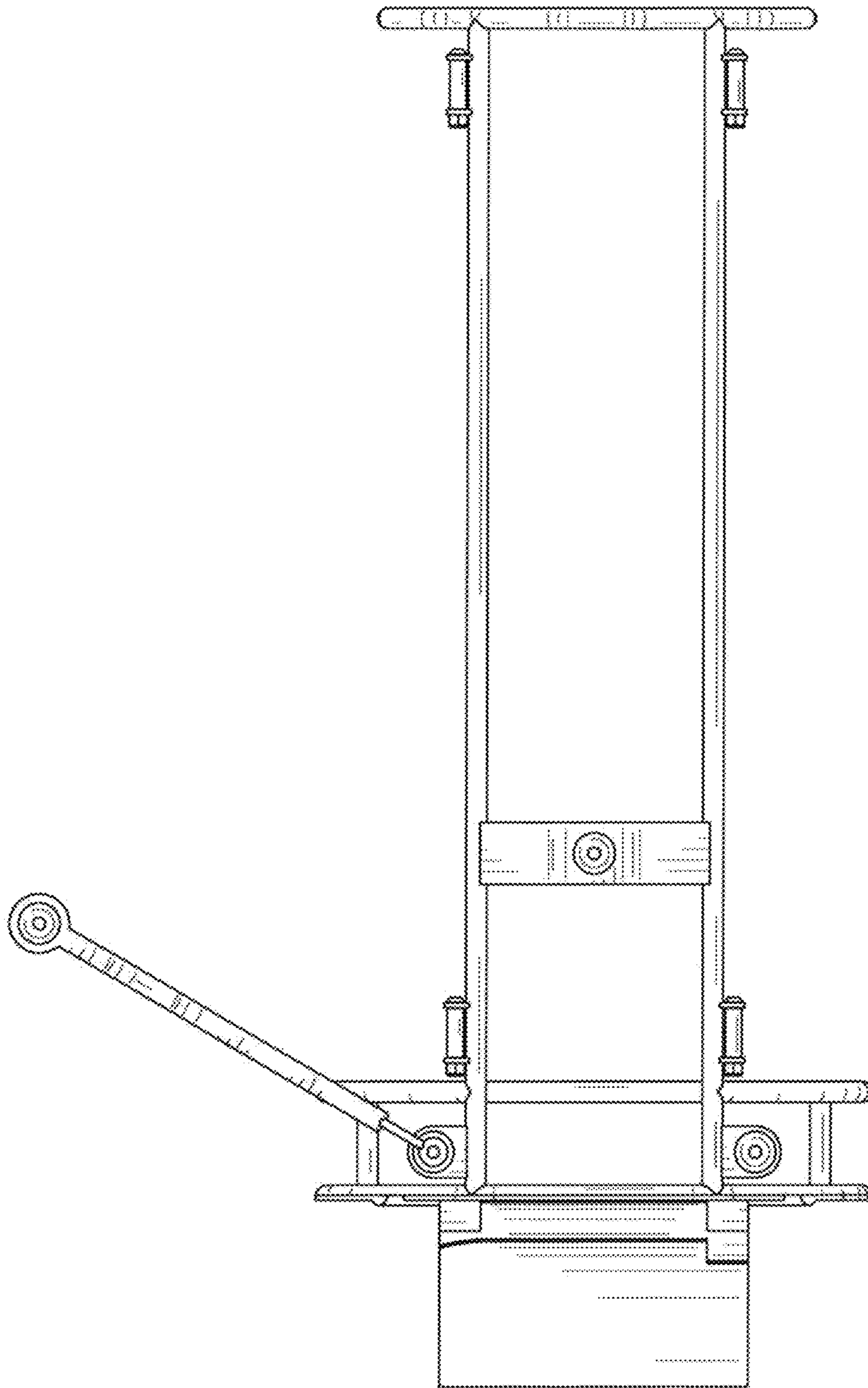


FIG. 4

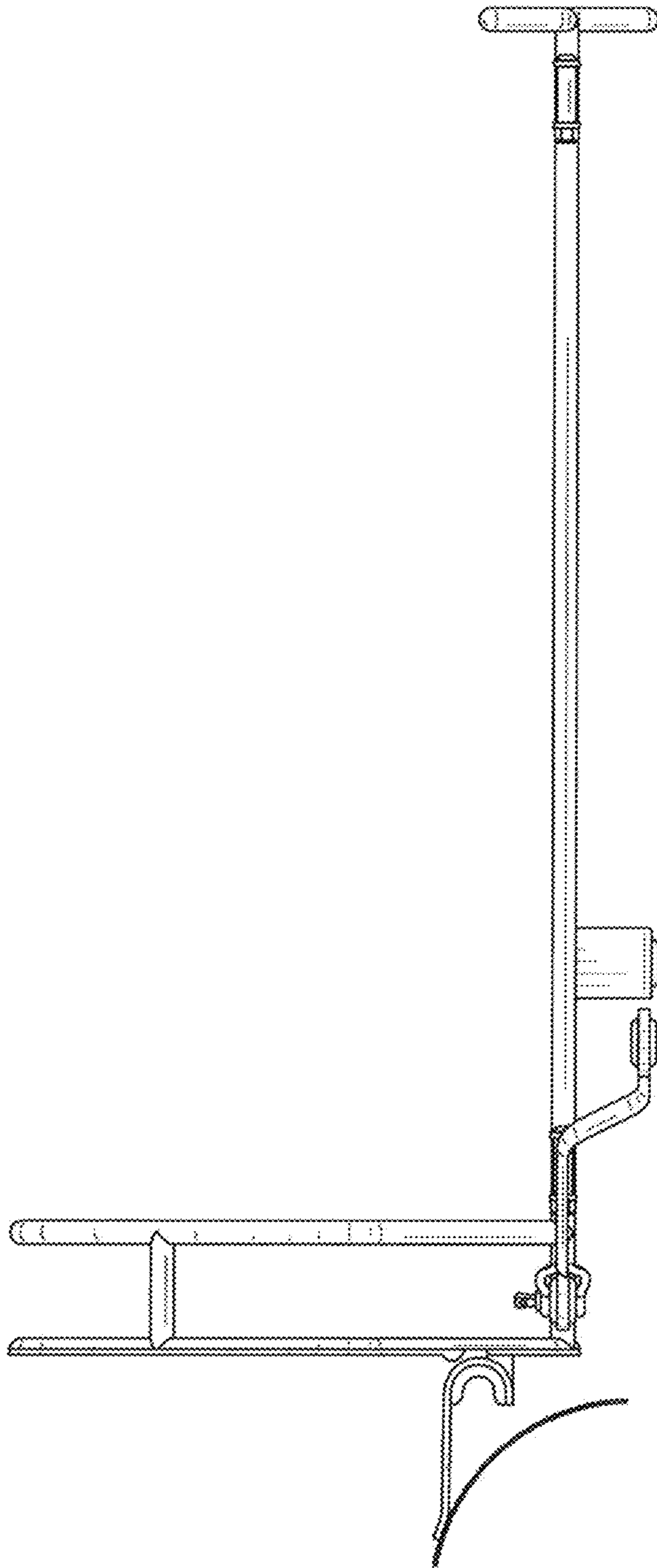


FIG. 5

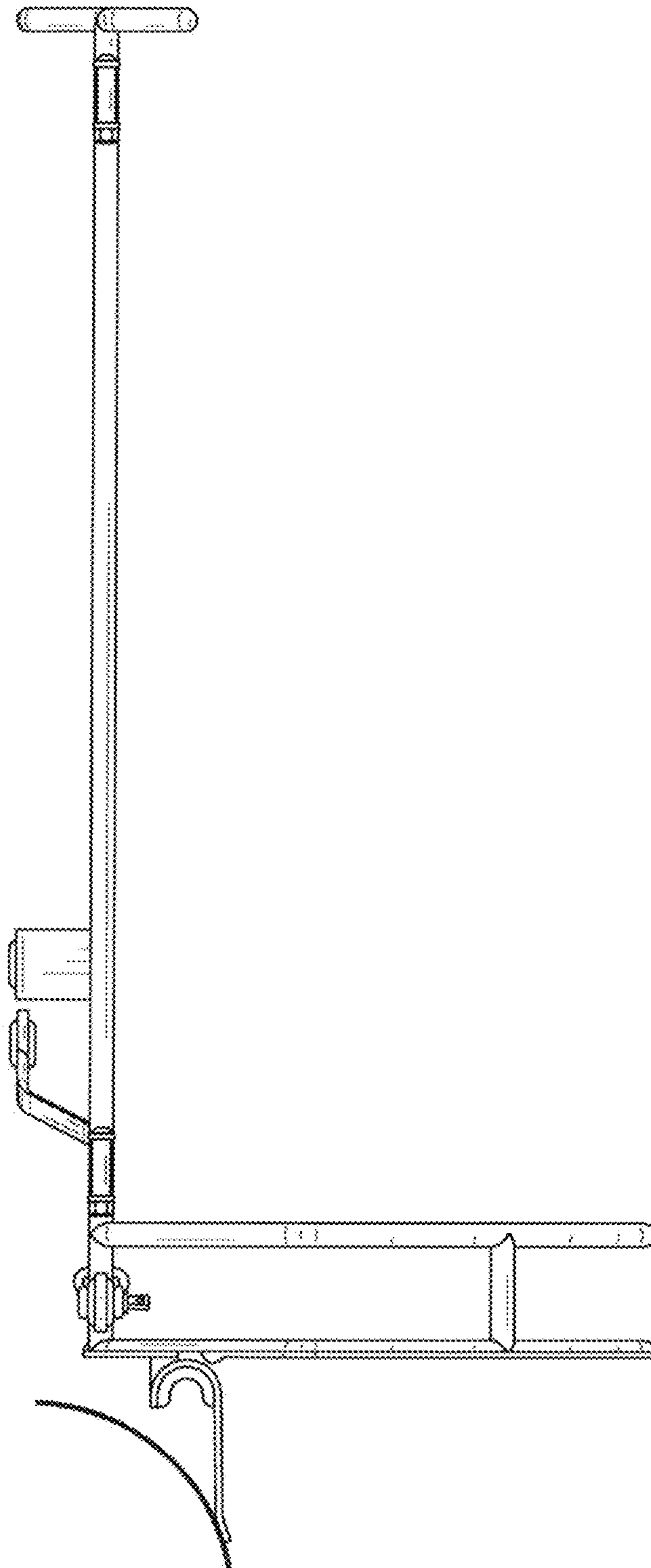


FIG. 6



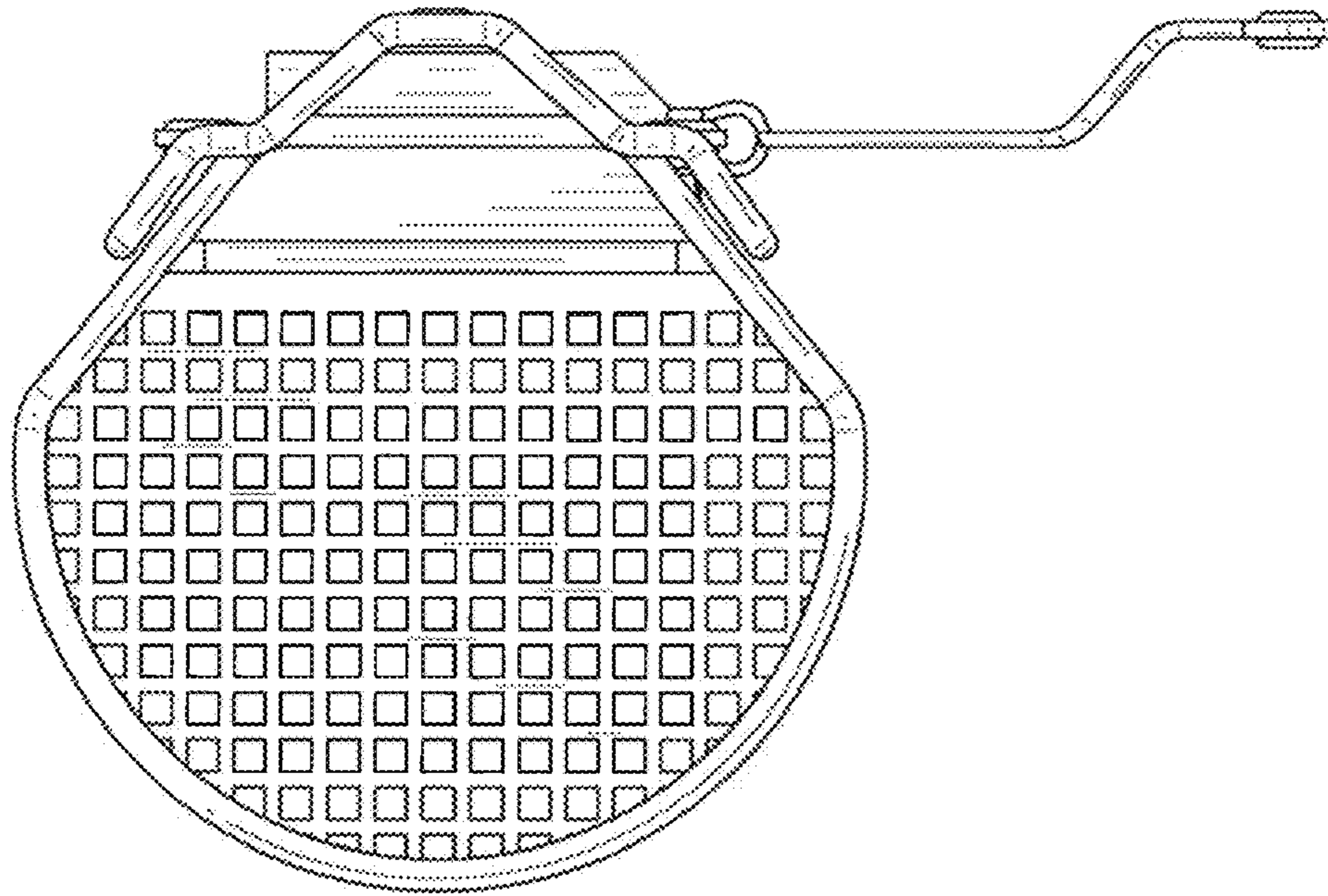


FIG. 7

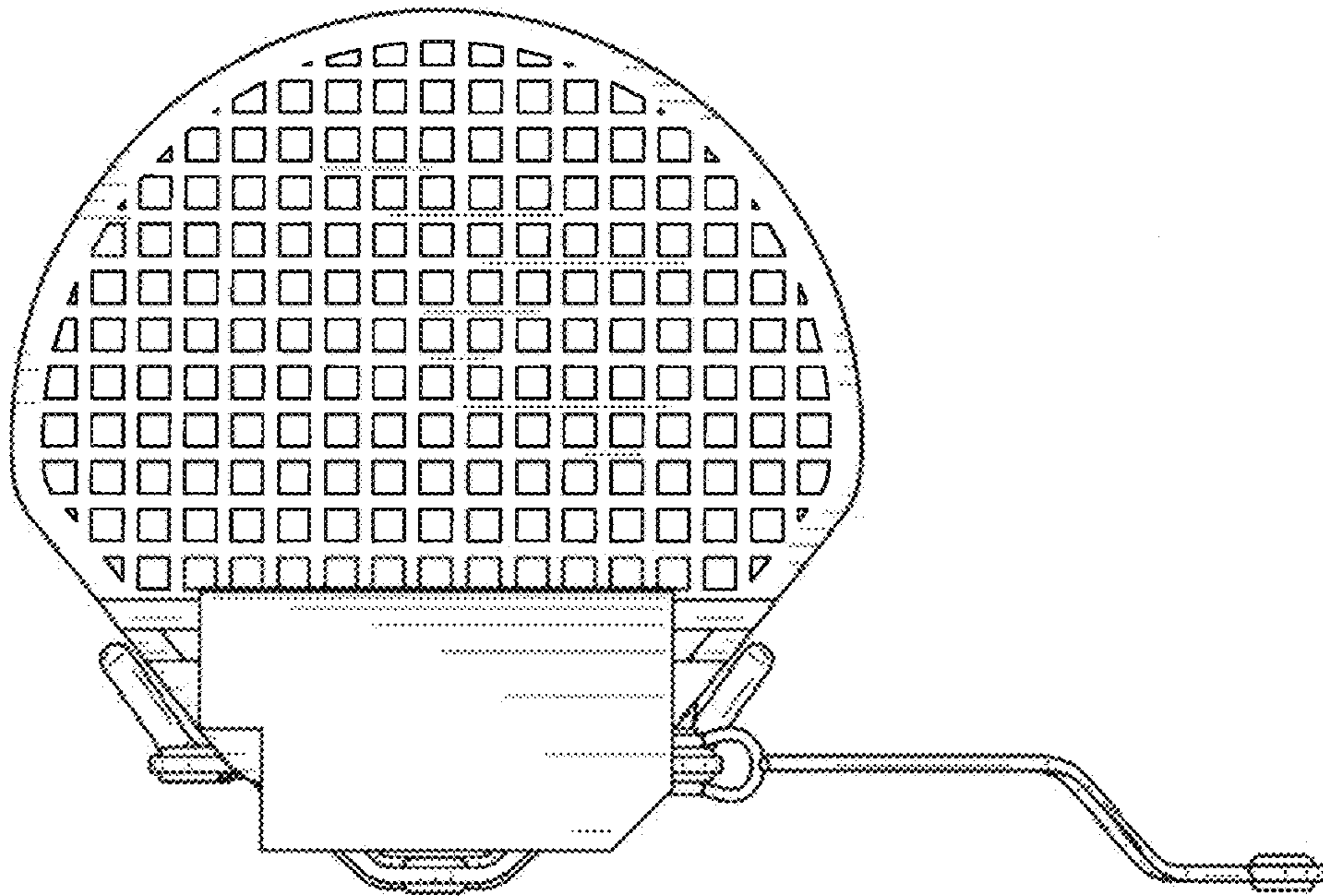


FIG. 8

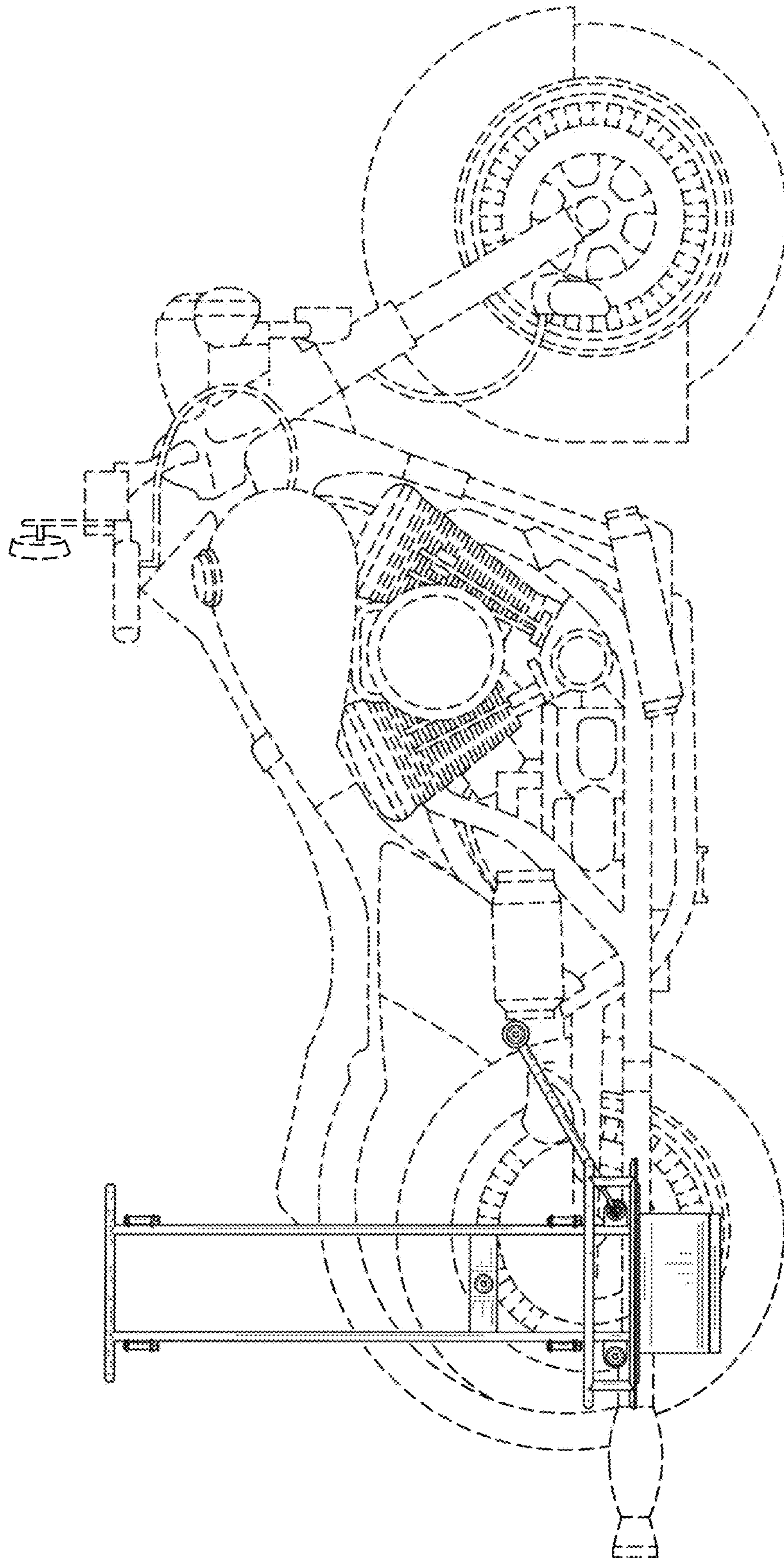


FIG. 9