



US00D871303S

(12) **United States Design Patent** (10) **Patent No.:** **US D871,303 S**  
**Nethercote** (45) **Date of Patent:** **\*\* \*Dec. 31, 2019**

(54) **SPOKE**

(71) Applicant: **Ricki Darryl Nethercote**, Taichung (TW)

(72) Inventor: **Ricki Darryl Nethercote**, Taichung (TW)

(\*) Notice: This patent is subject to a terminal disclaimer.

(\*\*) Term: **15 Years**

(21) Appl. No.: **29/578,642**

(22) Filed: **Sep. 23, 2016**

(51) **LOC (12) Cl.** ..... **12-16**

(52) **U.S. Cl.**  
USPC ..... **D12/213**

(58) **Field of Classification Search**  
USPC ..... D12/204-213; D21/533, 561, 563  
CPC .... B60B 7/00; B60B 7/02; B60B 7/04; B60B 7/06; B60B 3/02; B60B 3/04; B60B 3/06; B60B 3/10; B60B 1/00; B60B 1/08; B60B 1/10; B60B 1/12; B60B 1/041; B60B 1/042; B60B 1/04

See application file for complete search history.

D427,133 S \* 6/2000 Baron ..... D12/213  
2004/0174066 A1 \* 9/2004 Dietrich ..... B60B 1/003  
301/104  
2004/0261487 A1 \* 12/2004 Chen ..... B21F 5/00  
72/356

**OTHER PUBLICATIONS**

Pillarspoke.com, Spoke Series, Sep. 2016, online product page, retrieved May 19 from Archive.org site <URL:https://web.archive.org/web/20160901222340/http://www.pillarspoke.com/> (Year: 2016).\*

Wheelbuilder.com, DT Competition Double Butted Spoke, Jul. 2012, online product page, available on Archive.org, Retrieved May 19, 2018 from <URL:https://web.archive.org/web/20120702171114/http://www.wheelbuilder.com/dt-competition-double-buttet-spoke.html> (Year: 2012).\*

Speeddream.com, Sapim Spokes, Nov. 2013, online product page, available on Archive.org, Retrieved May 19, 2018 from <URL:https://web.archive.org/web/20131119031134/http://www.speeddream.com/bicycle-wheel-spokes-sapim.html> (Year: 2013).\*

\* cited by examiner

*Primary Examiner* — Sheryl Lane  
*Assistant Examiner* — Calvin E Vansant

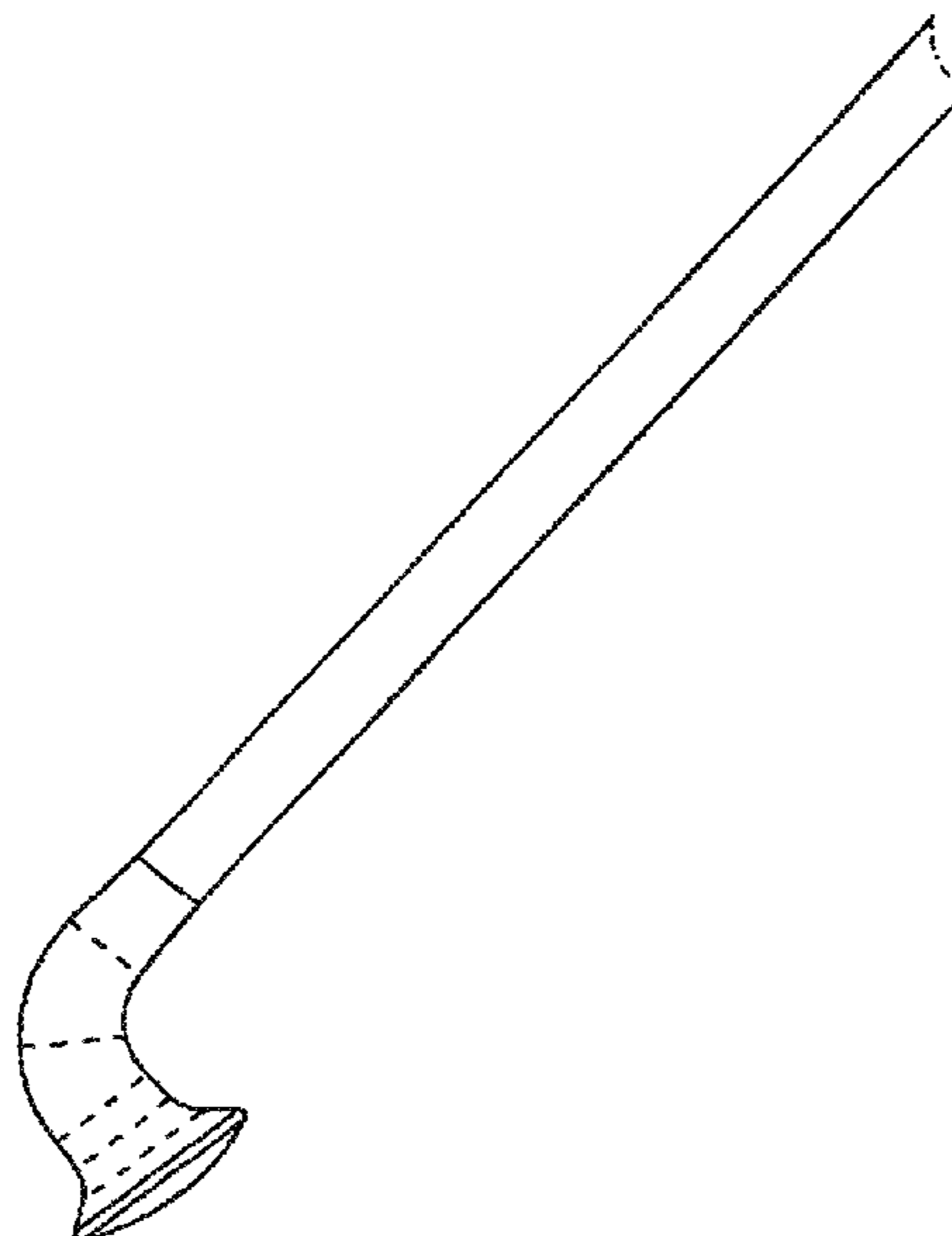
(57) **CLAIM**

The ornamental design for spoke, as shown and described.

**DESCRIPTION**

FIG. 1 is a right side view of a spoke showing my new design;  
FIG. 2 is a bottom perspective view thereof;  
FIG. 3 is a left side view thereof;  
FIG. 4 is a right side perspective view thereof;  
FIG. 5 is a right side perspective view thereof; and,  
FIG. 6 is a top perspective view thereof.  
The broken lines in the drawings represent unclaimed environment only and form no part of claimed design.  
The dash-dot broken lines depict the boundary of the spoke and form no part of the claimed design.

**1 Claim, 6 Drawing Sheets**



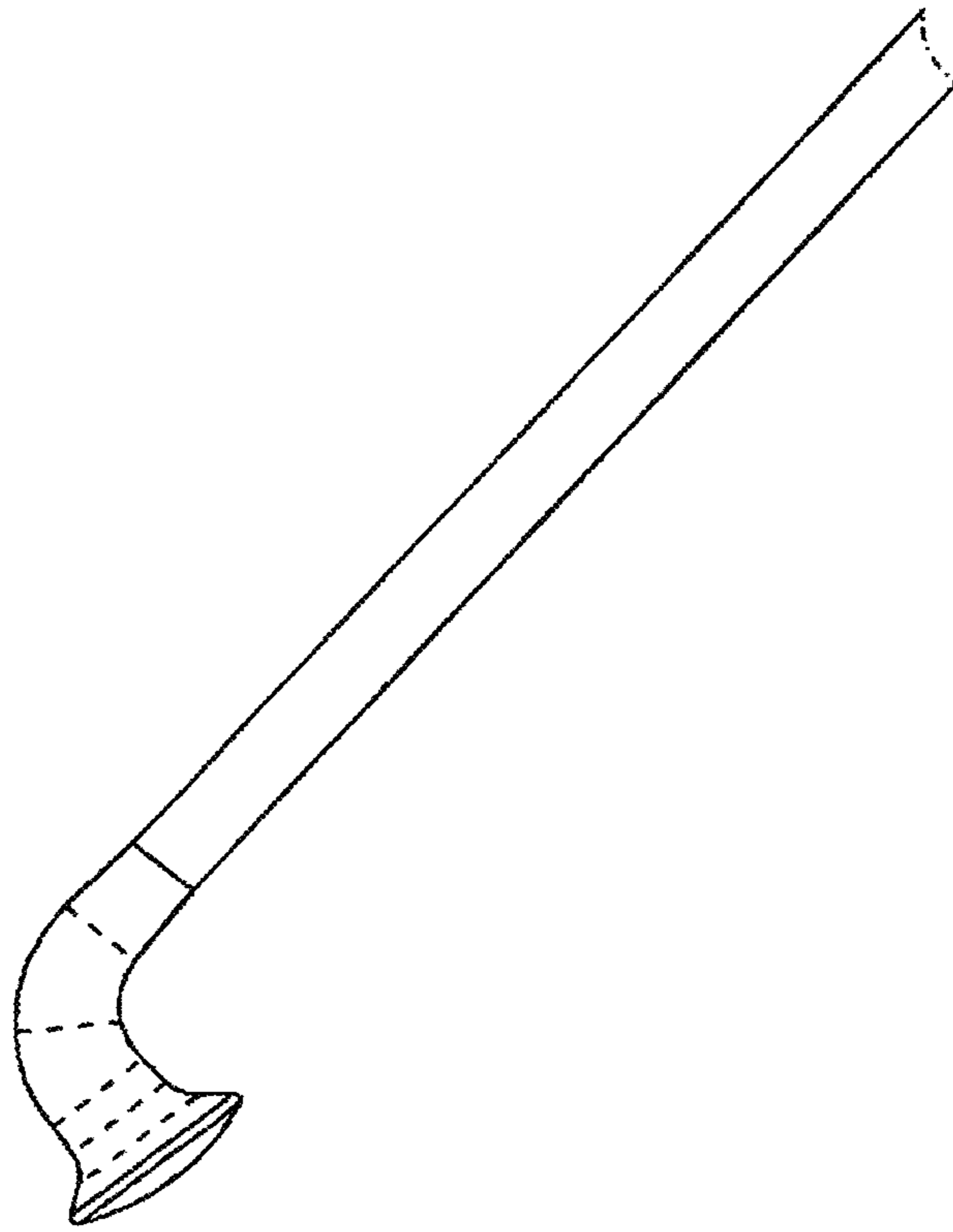


Fig. 1




Fig. 2

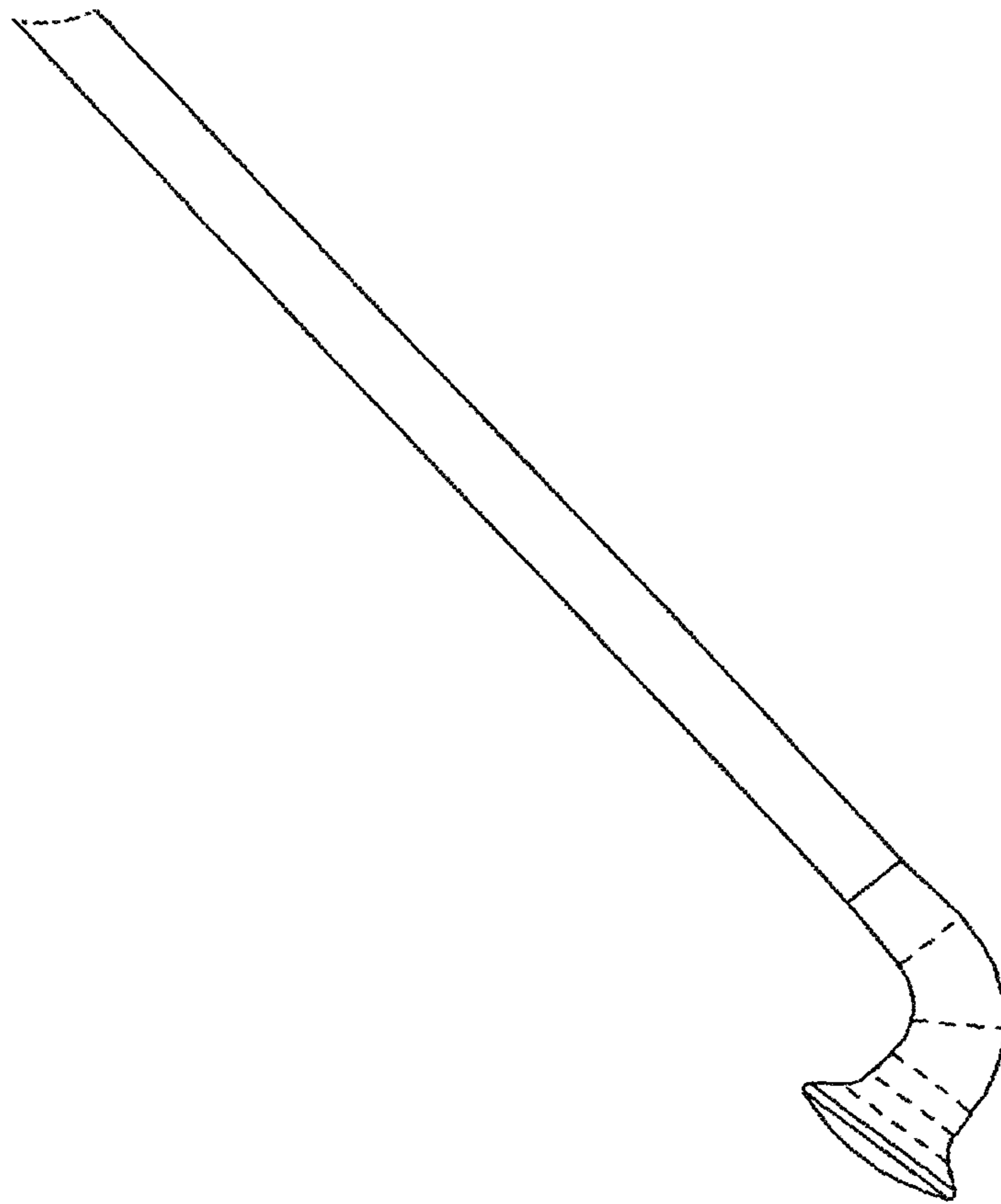


Fig. 3

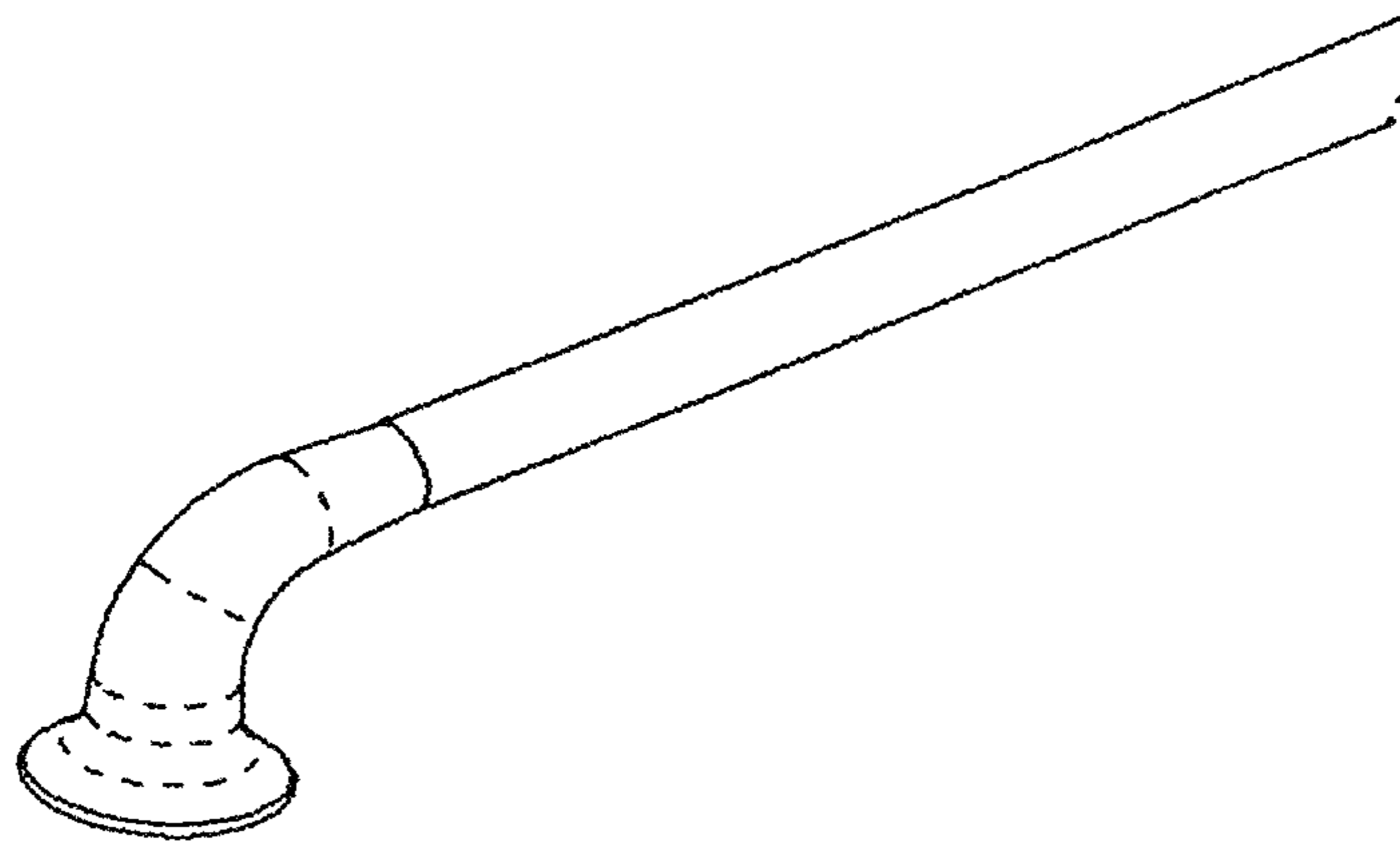


Fig. 4

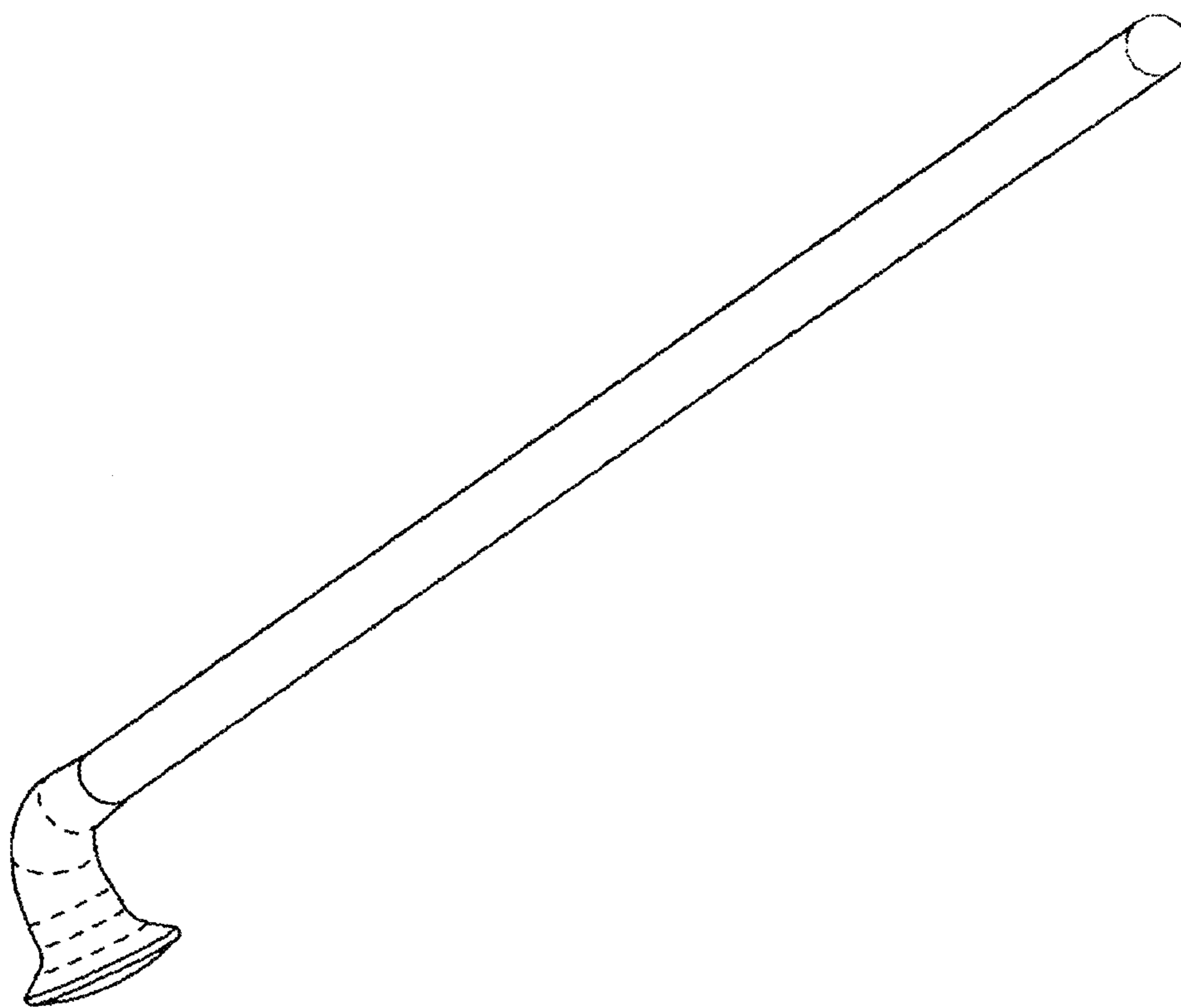


Fig. 5

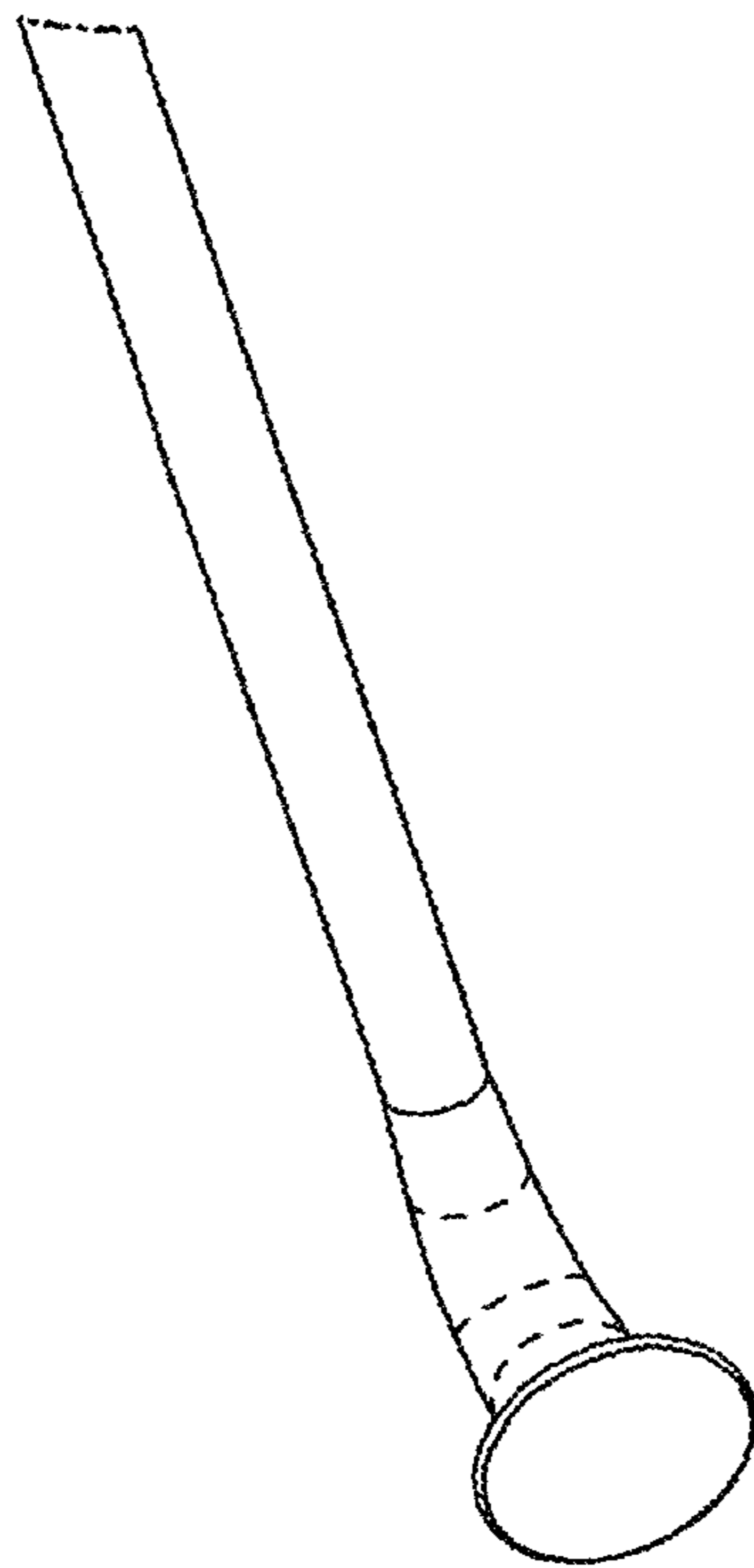


Fig. 6