



US00D871300S

(12) **United States Design Patent** (10) **Patent No.:** **US D871,300 S**
Ash (45) **Date of Patent:** **** Dec. 31, 2019**

(54) **VEHICLE WHEEL**
(71) Applicant: **Pilot Inc.**, City of Industry, CA (US)
(72) Inventor: **Kelleigh Ash**, City of Industry, CA (US)
(73) Assignee: **Pilot Inc.**, City of Industry, CA (US)
(**) Term: **15 Years**
(21) Appl. No.: **29/666,998**
(22) Filed: **Oct. 17, 2018**
(51) **LOC (12) Cl.** **12-16**
(52) **U.S. Cl.**
USPC **D12/209**
(58) **Field of Classification Search**
USPC D12/204–213
CPC B60B 7/00; B60B 7/02; B60B 7/04; B60B 7/01; B60B 7/06; B60B 3/02; B60B 3/04; B60B 3/06; B60B 3/10; B60B 1/00; B60B 1/08; B60B 1/10; B60B 1/12
See application file for complete search history.

(56) **References Cited**

U.S. PATENT DOCUMENTS

D455,701 S	*	4/2002	McMath	D12/209
D578,457 S	*	10/2008	Guidry	D12/211
D695,194 S	*	12/2013	Kong	D12/211
D697,005 S	*	1/2014	Juergens	D12/209
D725,568 S	*	3/2015	Hodges	D12/209
D738,278 S	*	9/2015	Wolff	D12/209
D762,545 S	*	8/2016	Hodges	D12/209
D789,270 S	*	6/2017	Hodges	D12/209

D791,052 S	*	7/2017	Hodges	D12/211
D795,779 S	*	8/2017	Valencia	D12/211
D799,399 S	*	10/2017	Chung	D12/211
D802,512 S	*	11/2017	Kong	D12/211
D823,224 S	*	7/2018	Nakamura	D12/211
D828,266 S	*	9/2018	Garcia	D12/209
D828,270 S	*	9/2018	Aslam	D12/211
D830,269 S	*	10/2018	Garcia	D12/209
D830,271 S	*	10/2018	Aslam	D12/213
D833,943 S	*	11/2018	Chung	D12/209
D838,647 S	*	1/2019	Han	D12/209
D842,201 S	*	3/2019	Han	D12/209
D842,210 S	*	3/2019	Simpson	D12/213
D843,298 S	*	3/2019	Hodges	D12/209
D843,913 S	*	3/2019	Ash	D12/209
D843,915 S	*	3/2019	Sarremejean	D12/209
D846,478 S	*	4/2019	Kovacs	D12/209
D849,660 S	*	5/2019	Ranum	D12/213
D854,487 S	*	7/2019	Hale	D12/213

* cited by examiner

Primary Examiner — Stacia A Cadmus

(74) *Attorney, Agent, or Firm* — Sheridan Ross P.C.

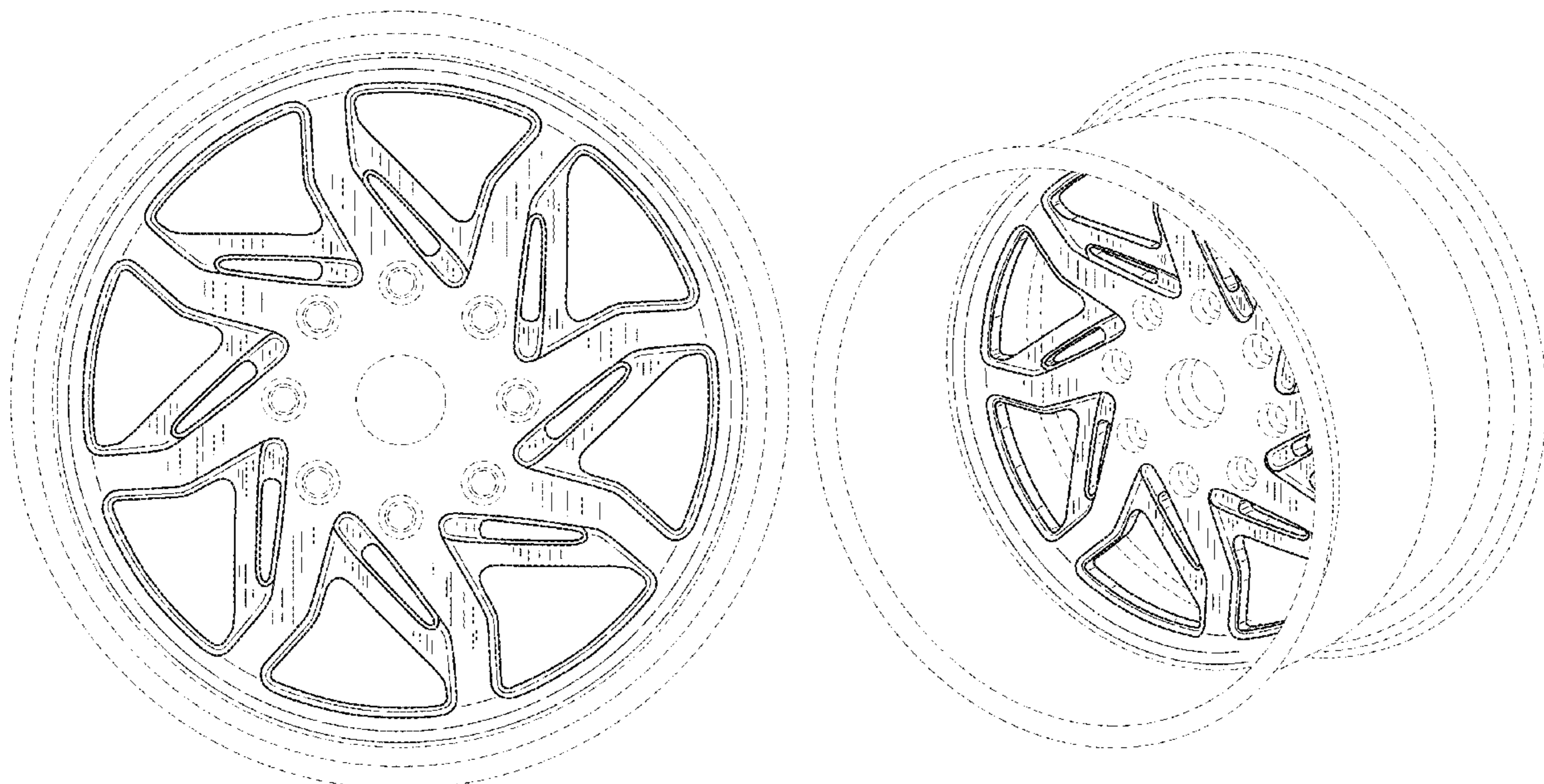
(57) **CLAIM**

The ornamental design for a vehicle wheel, as shown and described.

DESCRIPTION

FIG. 1 is a front view of a vehicle wheel showing my new design;
FIG. 2 is a front perspective view thereof; and,
FIG. 3 is a rear view thereof.
The broken lines show portions of the vehicle wheel which form no part of the claimed design.

1 Claim, 3 Drawing Sheets



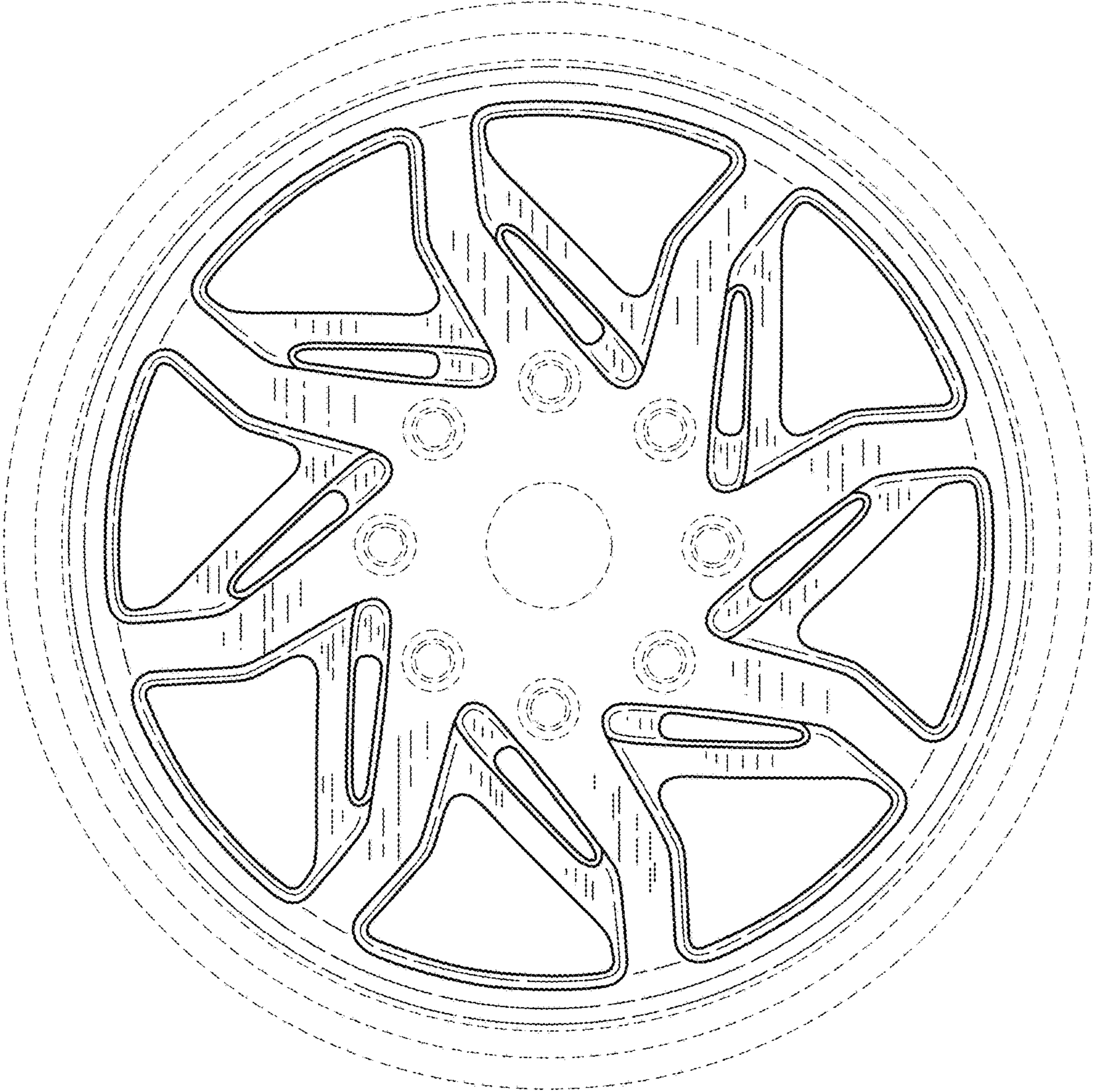


FIG.1

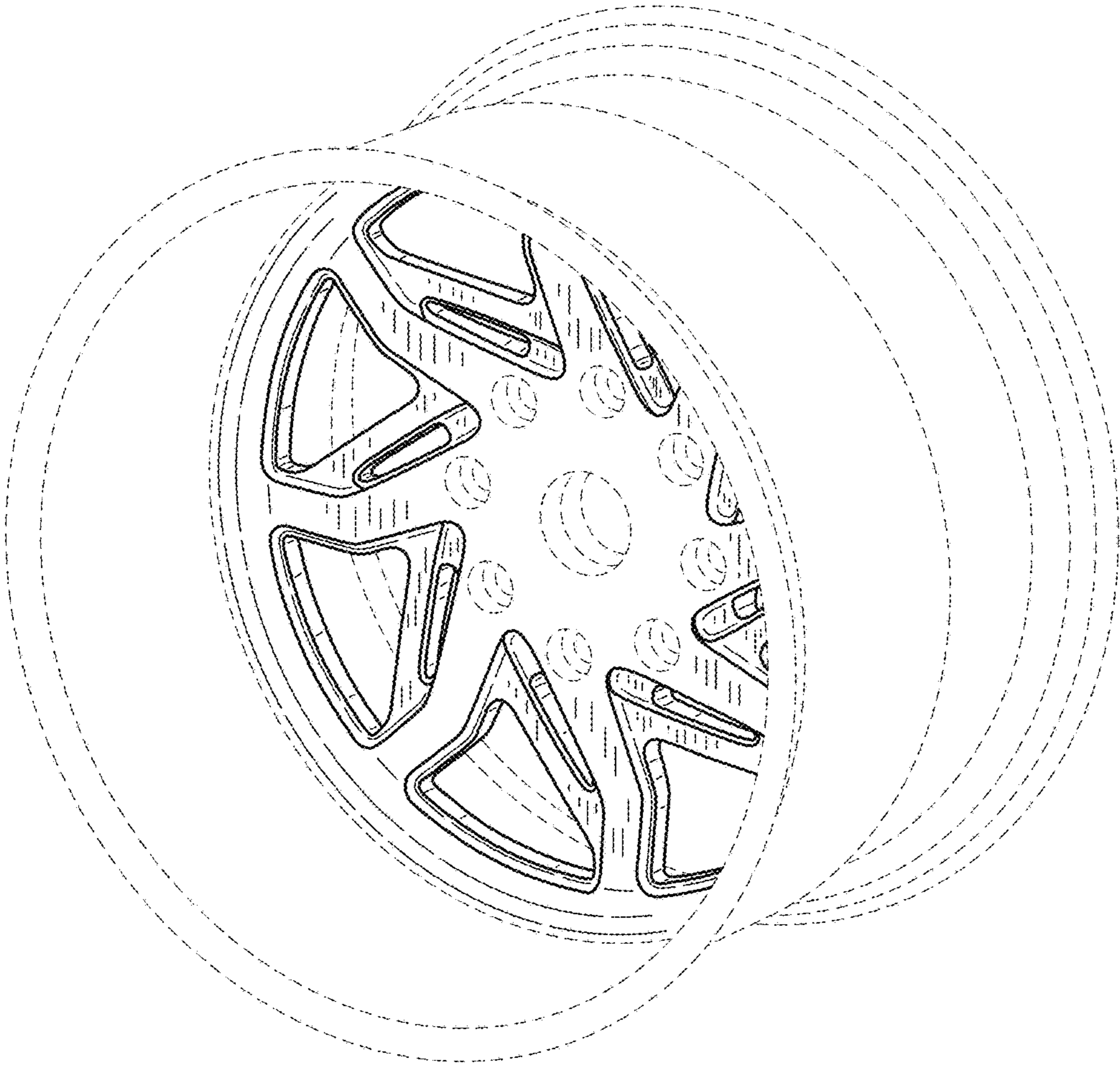


FIG.2

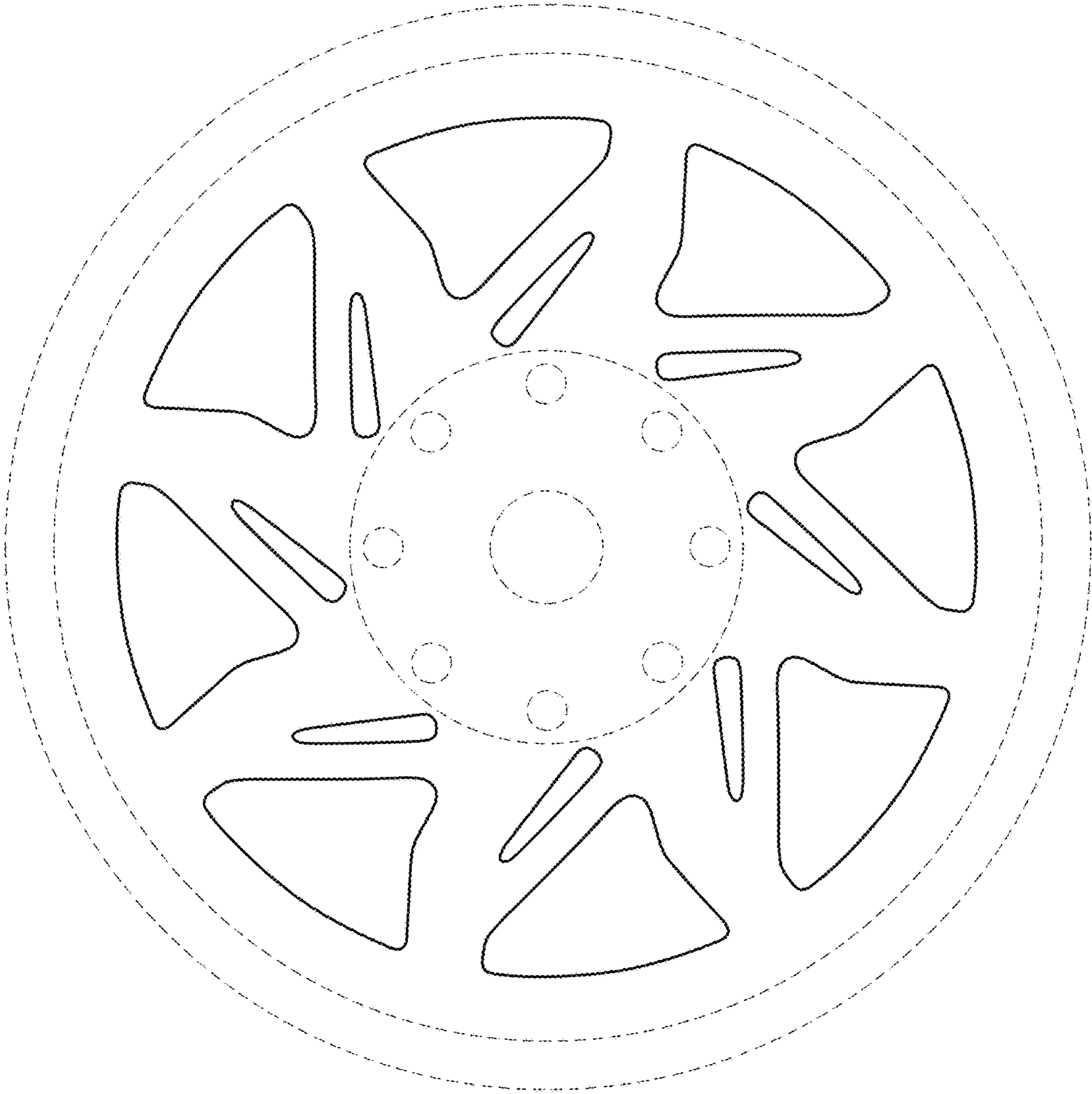


FIG.3