



US00D871287S

(12) **United States Design Patent** (10) **Patent No.:** **US D871,287 S**
Spencer et al. (45) **Date of Patent:** **** Dec. 31, 2019**

- (54) **LICENSE PLATE FRAME**
- (71) Applicant: **Cruiser Accessories, LLC**, Monument, CO (US)
- (72) Inventors: **Todd R. Spencer**, Monument, CO (US); **Deborah D. Isensee**, Bloomington, MN (US); **Bob Tharp**, Escalon, CA (US)
- (73) Assignee: **Cruiser Accessories, LLC**, Monument, CO (US)
- (**) Term: **15 Years**
- (21) Appl. No.: **29/636,876**
- (22) Filed: **Feb. 12, 2018**
- (51) **LOC (12) Cl.** **12-16**
- (52) **U.S. Cl.**
USPC **D12/193**
- (58) **Field of Classification Search**
USPC D12/193; D6/300, 301, 302, 310, 311, D6/312, 313, 314; D20/13
CPC B60R 13/10; B60R 13/105; B60R 19/24; B60R 19/52
See application file for complete search history.

D662,448 S *	6/2012	Krankkala	D12/193
D676,792 S *	2/2013	Benjamini	D12/193
D689,803 S *	9/2013	Spencer	D12/193
D691,534 S *	10/2013	Spencer	D12/193
D715,203 S *	10/2014	Spencer	D12/193
D721,998 S *	2/2015	Spencer	D12/193
D791,665 S *	7/2017	Filakousky	D12/193
D792,825 S *	7/2017	Filakousky	D12/193
D816,569 S *	5/2018	Huang	D12/193
10,220,801 B1 *	3/2019	Spencer	B60R 13/105

* cited by examiner

Primary Examiner — Natasha Vujcic
(74) *Attorney, Agent, or Firm* — Linda Flewellen Gould

(57) **CLAIM**

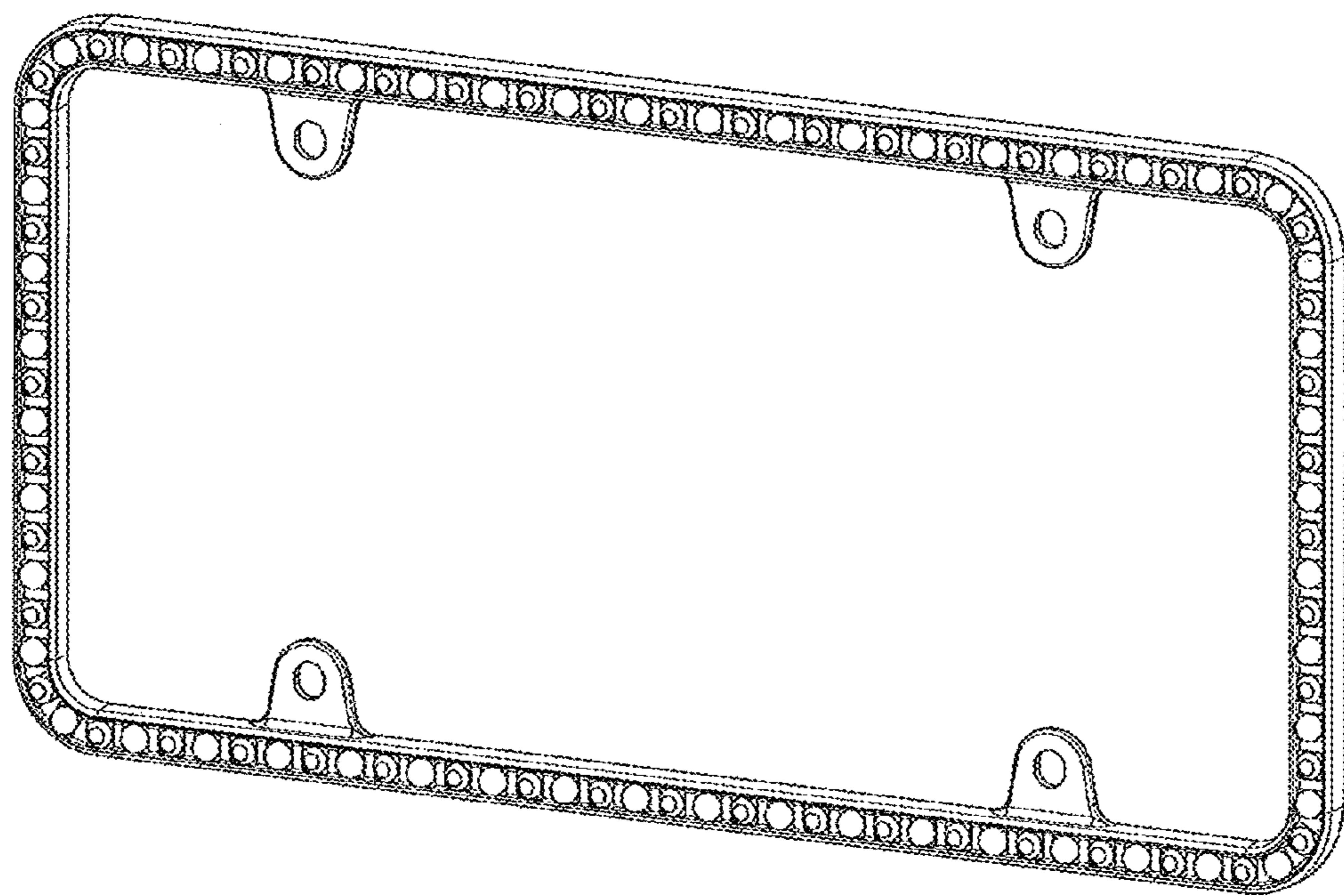
The ornamental design for a license plate frame, as shown and described.

DESCRIPTION

FIG. 1 is a perspective front view showing our new design for a license plate frame.
FIG. 2 is magnified view of a portion of the license plate frame shown in FIG. 1.
FIG. 3 is a front view of the license plate frame of the present invention.
FIG. 4 is a back view of the license plate frame of the present invention.
FIG. 5 is a top view of the license plate frame of the present invention.
FIG. 6 is a bottom view of the license plate frame of the present invention.
FIG. 7 is a right side view of the license plate frame of the present invention; and,
FIG. 8 is left side view of the license plate frame of the present invention.

1 Claim, 3 Drawing Sheets

- (56) **References Cited**
U.S. PATENT DOCUMENTS
- | | | | | |
|--------------|---------|---------|-------|---------|
| D521,916 S * | 5/2006 | Spencer | | D12/193 |
| D524,210 S * | 7/2006 | Spencer | | D12/193 |
| D537,395 S * | 2/2007 | Magee | | D12/193 |
| D538,722 S * | 3/2007 | Tofer | | D12/193 |
| D602,832 S * | 10/2009 | Tharp | | D12/193 |
| D636,713 S * | 4/2011 | Ohm | | D12/193 |
| D650,729 S * | 12/2011 | Dong | | D12/193 |



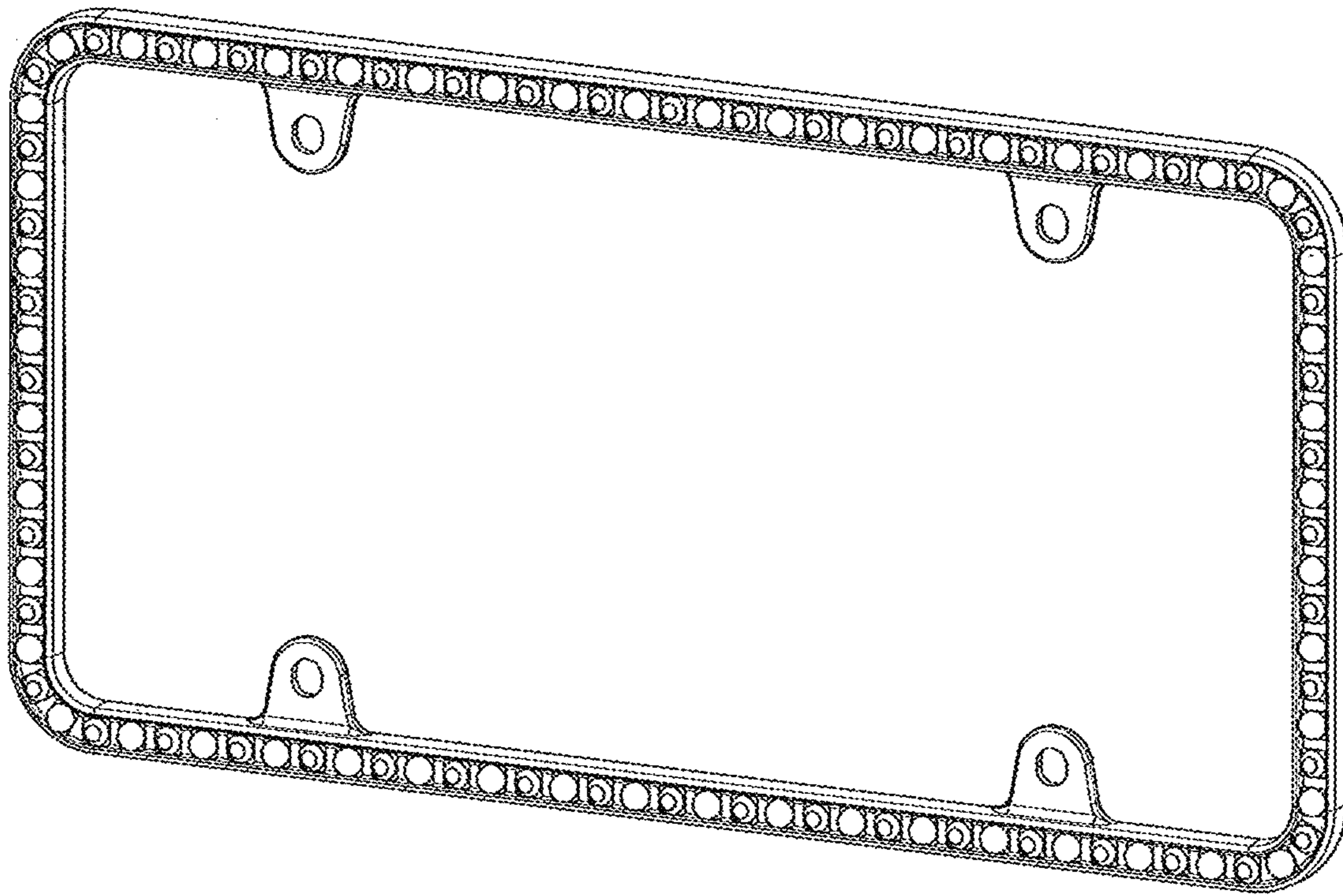


Figure 1

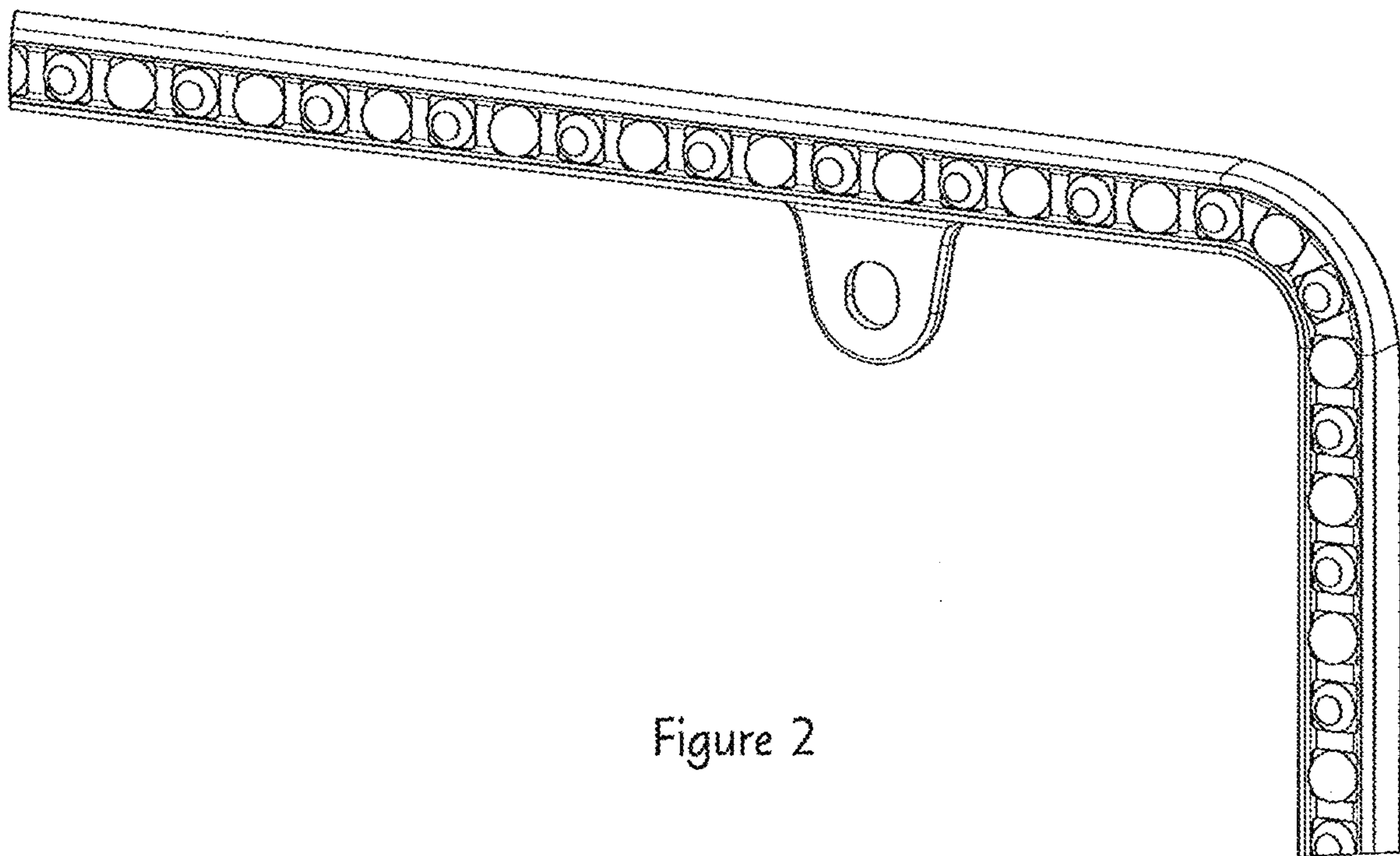


Figure 2




Figure 3




Figure 4




Figure 5




Figure 6



Figure 7



Figure 8