



US00D871278S

(12) **United States Design Patent** (10) **Patent No.:** **US D871,278 S**
Smith (45) **Date of Patent:** **** Dec. 31, 2019**

(54) **BOTTOM PORTION OF A VEHICLE**

(71) Applicant: **Jaguar Land Rover Limited**, Whitley, Coventry (GB)

(72) Inventor: **Luke Smith**, Whitley Coventry (GB)

(73) Assignee: **Jaguar Land Rover Limited**, Whitley, Coventry (GB)

(**) Term: **15 Years**

(21) Appl. No.: **29/679,827**

(22) Filed: **Feb. 11, 2019**

Related U.S. Application Data

(62) Division of application No. 29/626,861, filed on Nov. 21, 2017, now Pat. No. Des. 841,520.

(51) **LOC (12) Cl.** **12-16**

(52) **U.S. Cl.**
USPC **D12/164; D12/92**

(58) **Field of Classification Search**
USPC D12/90-92, 86, 196, 163, 164, 169;
293/102, 113, 115, 117, 120; 296/180.1,
296/180.2; 280/181.1, 181.5
CPC B62D 35/00; B62D 25/00; B62D 25/06;
B62D 33/00
See application file for complete search history.

(56) **References Cited**

U.S. PATENT DOCUMENTS

D686,535 S	*	7/2013	Van Braeckel	D12/92
D700,544 S	*	3/2014	Ramaciotti	D12/92
D704,101 S	*	5/2014	Beaven	D12/92
D705,129 S	*	5/2014	Badstuebner	D12/91
D706,174 S	*	6/2014	Garand	D12/92
D711,287 S	*	8/2014	Butterworth	D12/92
D711,288 S	*	8/2014	Butterworth	D12/92
D718,662 S	*	12/2014	Ishizuka	D12/92
D719,878 S	*	12/2014	Webber	D12/92

D726,074 S	*	4/2015	Beaven	D12/92
D740,177 S	*	10/2015	Callum	D12/92
D748,535 S	*	2/2016	Hatton	D12/92
D758,921 S	*	6/2016	Hatton	D12/92
D793,908 S	*	8/2017	Hatton	D12/92
D800,021 S	*	10/2017	Hagino	D12/92
D801,872 S	*	11/2017	Buck	D12/92
D811,943 S	*	3/2018	Peat	D12/92
D813,100 S	*	3/2018	Hatton	D12/92
D823,168 S	*	7/2018	Bischoff	D12/92
D835,006 S	*	12/2018	Peat	D12/92
D841,520 S	*	2/2019	Smith	D12/92

* cited by examiner

Primary Examiner — Melody N Brown

(74) *Attorney, Agent, or Firm* — Wood Herron & Evans LLP

(57) **CLAIM**

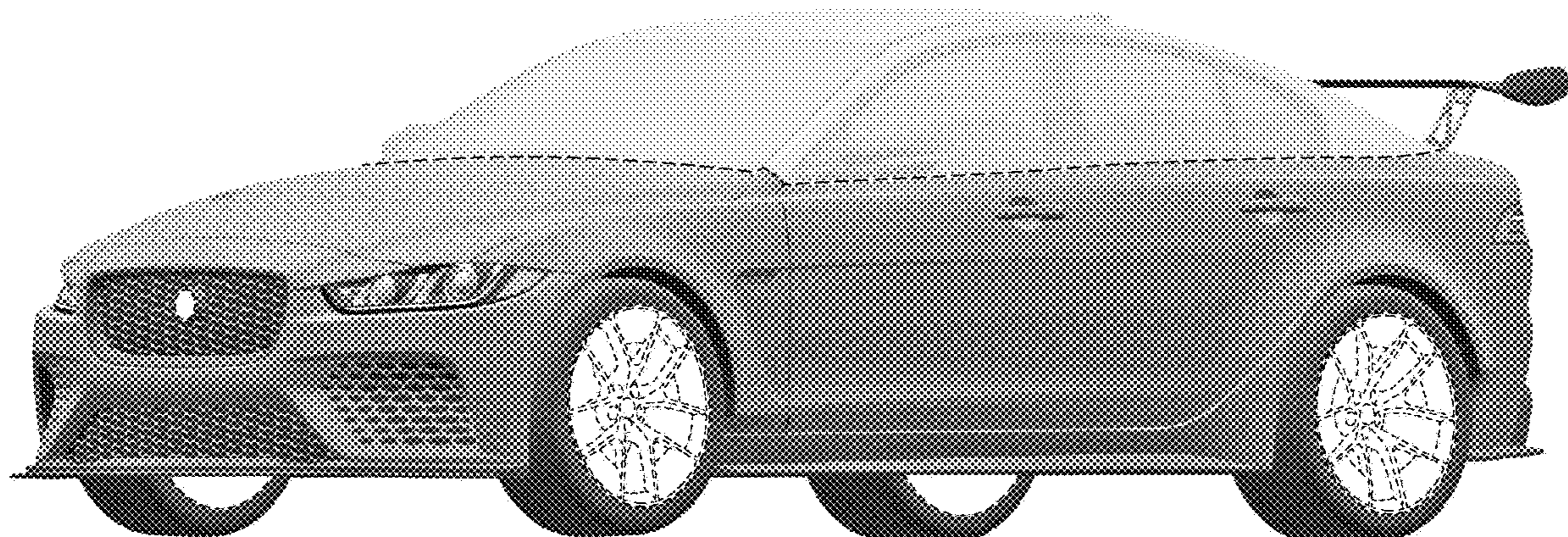
The ornamental design for a bottom portion of a vehicle, as shown and described.

DESCRIPTION

FIG. 1 is a right, front perspective view of a bottom portion of a vehicle showing my new design;
FIG. 2 is a left, front perspective view thereof;
FIG. 3 is a left, rear perspective view thereof;
FIG. 4 is a right, rear perspective view thereof;
FIG. 5 is a front view thereof;
FIG. 6 is a rear view thereof;
FIG. 7 is a left side view thereof;
FIG. 8 is a right side view thereof; and,
FIG. 9 is a top view thereof.

The portions of the vehicle shown throughout the drawing views in de-emphasized and half-tone portions outside the broken lines and the portions of the vehicle shown in broken lines, and the broken lines representing the boundary and configuration of what is claimed as the design are for environmental and illustrative purposes and form no part of the claimed design.

1 Claim, 9 Drawing Sheets






FIG. 1

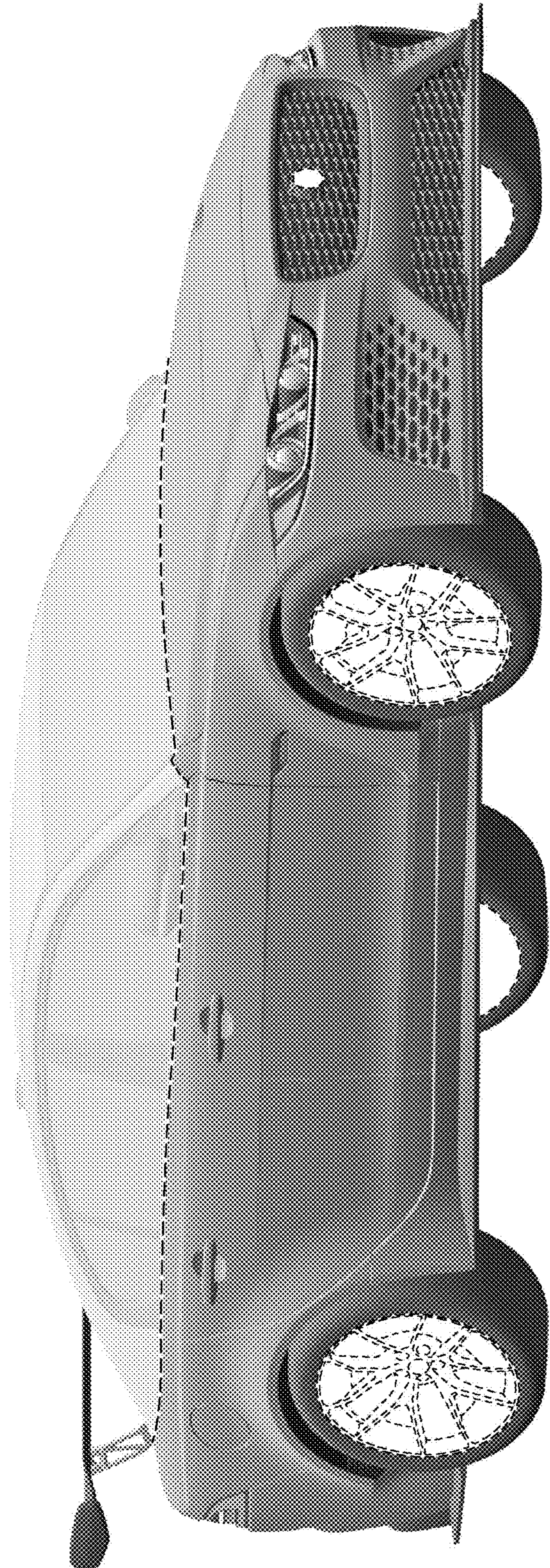


FIG. 2

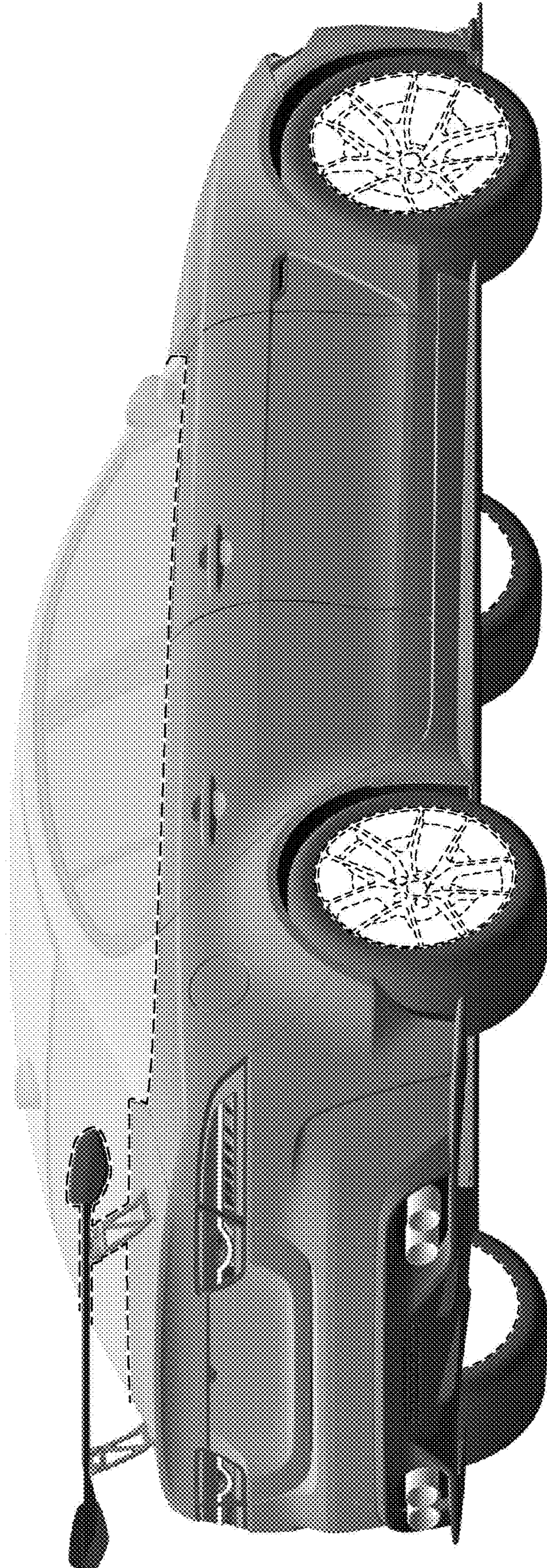


FIG. 3

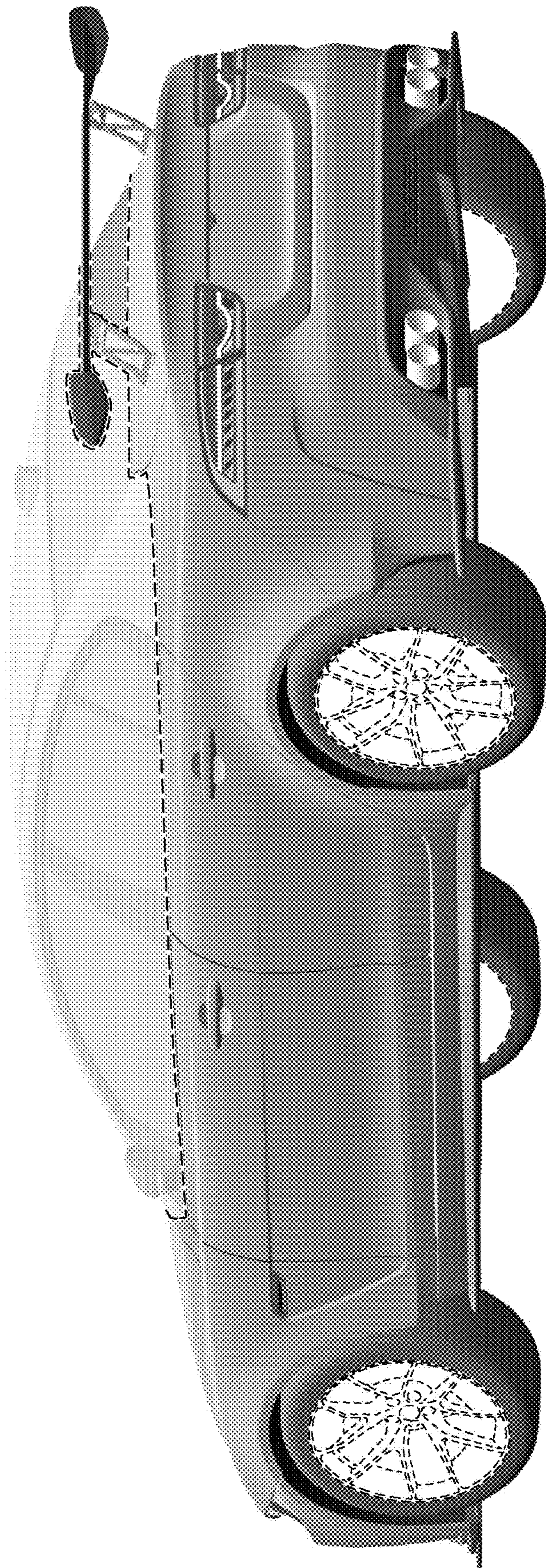


FIG. 4



FIG. 5




FIG. 6




FIG. 7




FIG. 8

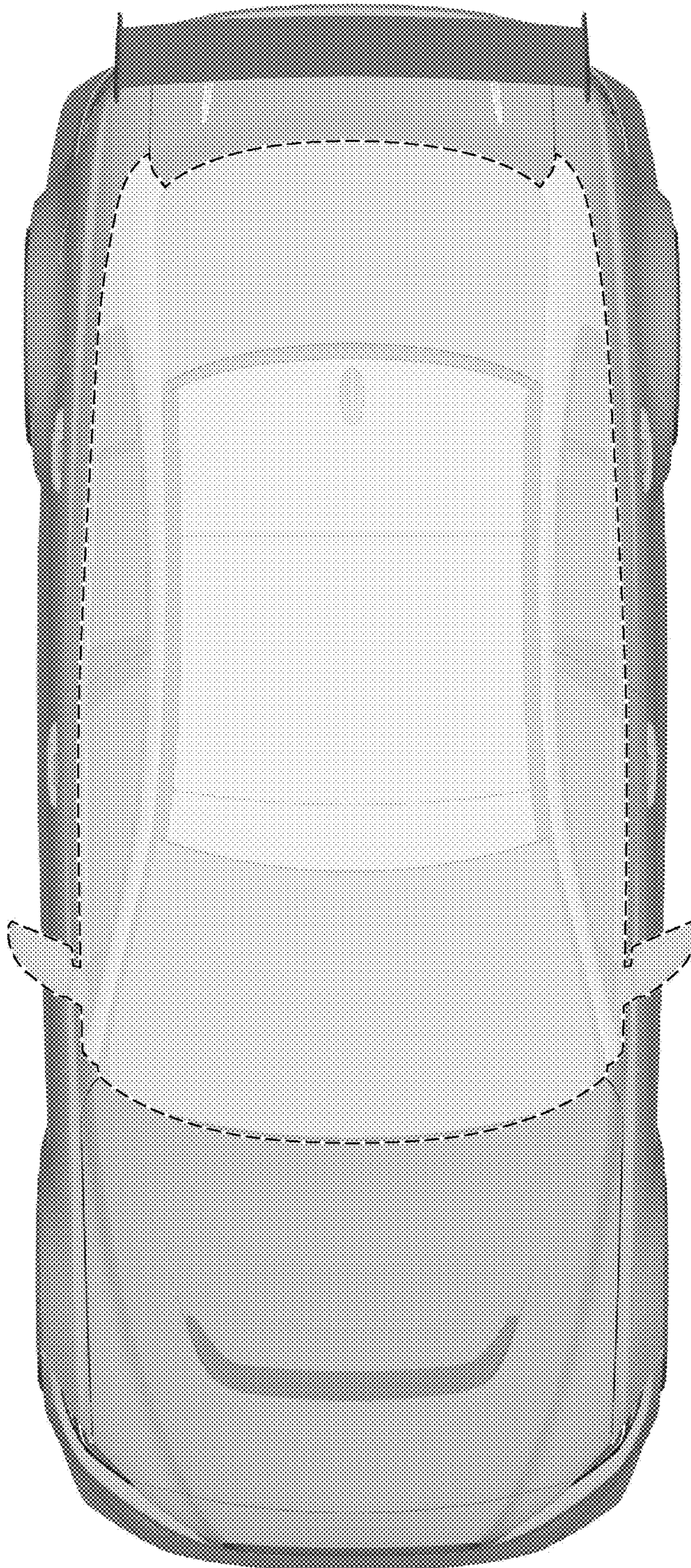


FIG. 9

UNITED STATES PATENT AND TRADEMARK OFFICE
CERTIFICATE OF CORRECTION

PATENT NO. : D871,278 S
APPLICATION NO. : 29/679827
DATED : December 31, 2019
INVENTOR(S) : Luke Smith

Page 1 of 1

It is certified that error appears in the above-identified patent and that said Letters Patent is hereby corrected as shown below:

On the Title Page

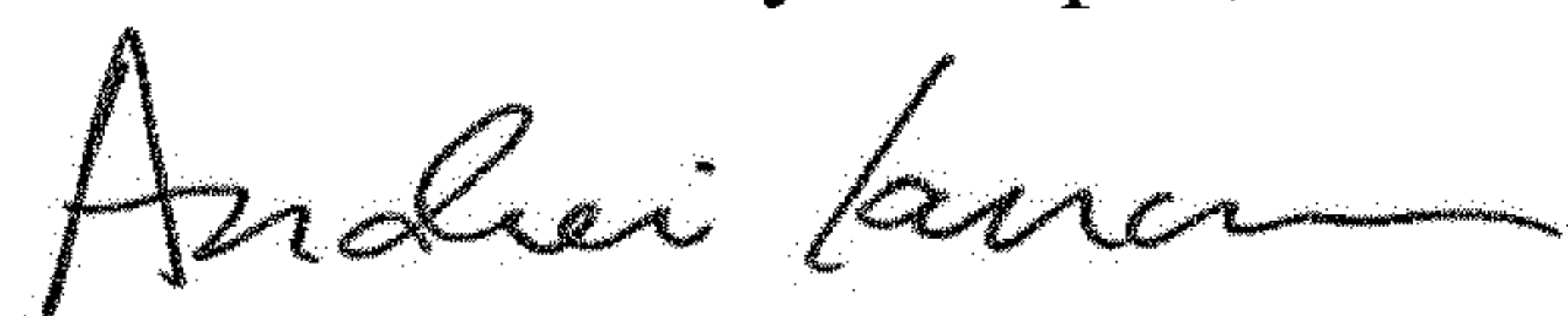
Column 1,

After Related U.S. Application Data, please insert the heading and the following priority data:

--Foreign Application Priority Data

May 24, 2017 (EM) 004016848--.

Signed and Sealed this
Fourteenth Day of April, 2020



Andrei Iancu
Director of the United States Patent and Trademark Office