



US00D871277S

(12) **United States Design Patent**
Pollard

(10) **Patent No.:** **US D871,277 S**

(45) **Date of Patent:** **** Dec. 31, 2019**

(54) **FRONT END OF A VEHICLE**

(71) Applicant: **Jaguar Land Rover Limited**, Whitley,
Coventry (GB)

(72) Inventor: **Christopher Pollard**, Coventry (GB)

(73) Assignee: **Jaguar Land Rover Limited**, Whitley,
Coventry (GB)

(**) Term: **15 Years**

(21) Appl. No.: **29/622,884**

(22) Filed: **Oct. 20, 2017**

(30) **Foreign Application Priority Data**

Apr. 21, 2017 (EM) 003866946

(51) **LOC (12) Cl.** **12-08**

(52) **U.S. Cl.**
USPC **D12/164**

(58) **Field of Classification Search**

USPC D12/86, 90-92, 163, 164, 169, 171, 196,
D12/216; D21/424, 433, 434
CPC B62D 25/00; B62D 25/06; B62D 25/08;
B62D 33/00; B62D 35/00; B60R 19/02;
B60R 19/04

See application file for complete search history.

(56) **References Cited**

U.S. PATENT DOCUMENTS

D762,142 S * 7/2016 Battams D12/91
D805,959 S * 12/2017 Wheel D12/91

(Continued)

OTHER PUBLICATIONS

4 Wheels News—2019 Range Rover Sport <https://www.4wheelsnews.com/auto/2018-range-rover-sport-plug-in-hybrid-svr-facelift-official-38149-g-258901.html> Oct. 6, 2017 (Year: 2017).*

(Continued)

Primary Examiner — Leanne Was-Englehart

(74) *Attorney, Agent, or Firm* — Wood Herron & Evans
LLP

(57) **CLAIM**

The ornamental design for a front end of a vehicle, as shown and described.

DESCRIPTION

FIG. 1 is a front right perspective view of a front end of a vehicle according to the present invention.

FIG. 2 is a front left perspective view of the front end of a vehicle shown in FIG. 1.

FIG. 3 is a rear left perspective view thereof.

FIG. 4 is a rear right perspective view thereof.

FIG. 5 is a front view thereof.

FIG. 6 is a left side view thereof.

FIG. 7 is a right side view thereof.

FIG. 8 is a top view thereof.

FIG. 9 is a front right perspective view of a front end of a vehicle according to an alternative embodiment of the present invention.

FIG. 10 is a front left perspective view of the front end of a vehicle shown in FIG. 9

FIG. 11 is a rear left perspective view thereof.

FIG. 12 is a rear right perspective view thereof.

FIG. 13 is a front view thereof.

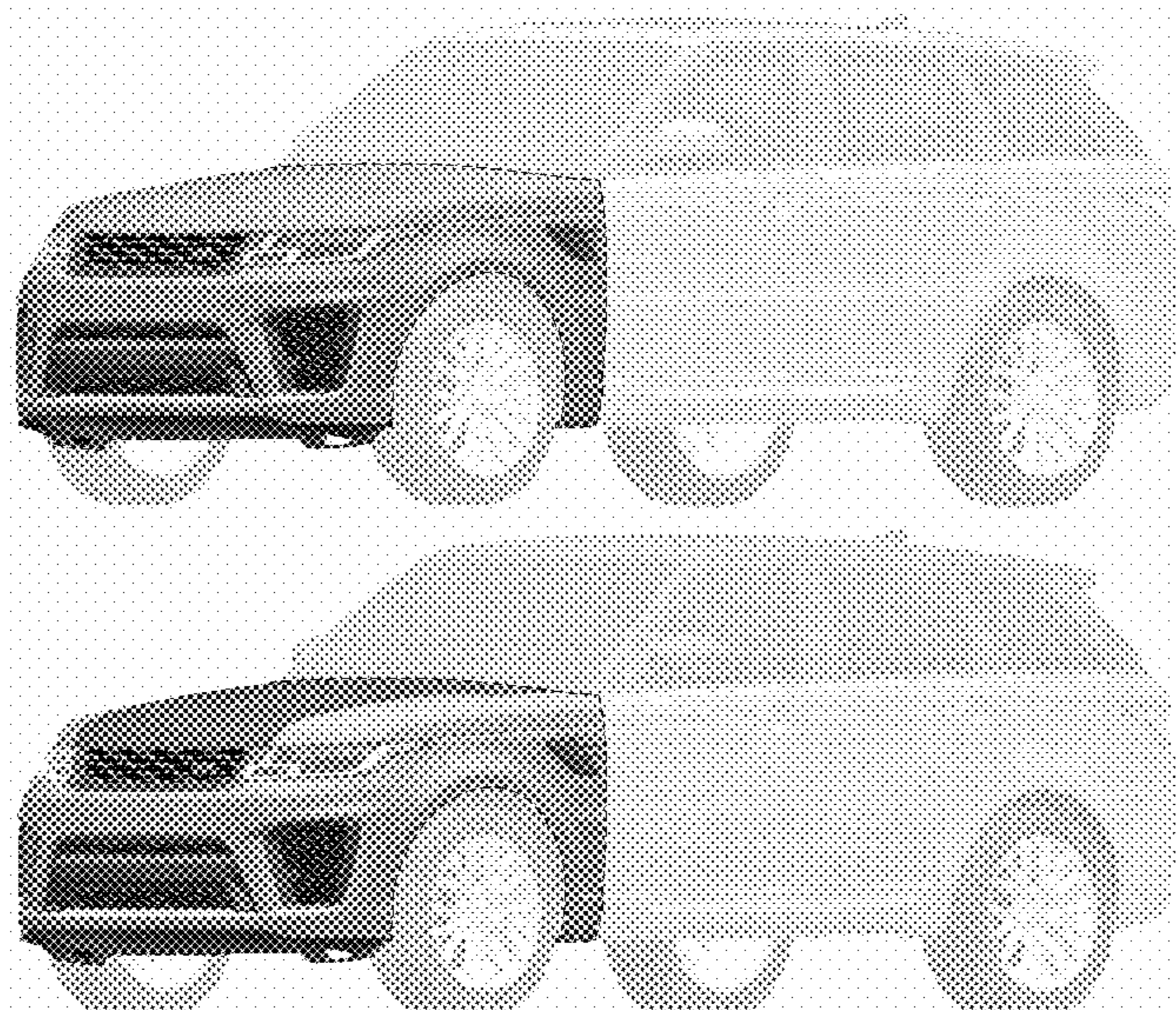
FIG. 14 is a left side view thereof.

FIG. 15 is a right side view thereof; and,

FIG. 16 is a top view thereof.

In the Figures, the inventive front end of a vehicle is shown within the broken line, and the rest of the vehicle is shown in de-emphasized and half-tone portions to illustrate environmental structure. These portions located outside of the broken line form no part of the claimed invention, but are instead included to show environmental aspects thereof.

1 Claim, 16 Drawing Sheets



(56)

References Cited

U.S. PATENT DOCUMENTS

D805,960 S * 12/2017 Wheel D12/91
D807,228 S * 1/2018 Woolley D12/91

OTHER PUBLICATIONS

Land Rover—Range Rover Sport SVR <https://www.landroverusa.com/vehicles/range-rover-sport/svr/index.html> Apr. 1, 2019 (Year: 2019).*

* cited by examiner




FIG. 1




FIG. 2




FIG. 3




FIG. 4




FIG. 5




FIG. 6




FIG. 7




FIG. 8




FIG. 9




FIG. 10




FIG. 11



FIG. 12




FIG. 13




FIG. 14




FIG. 15



FIG. 16