



US00D871276S

(12) **United States Design Patent** (10) **Patent No.:** **US D871,276 S**  
**Hjorten et al.** (45) **Date of Patent:** **\*\* Dec. 31, 2019**

- (54) **INTAKE BEZEL**
- (71) Applicants: **Erik David Hjorten**, Everett, WA (US);  
**Steven H. Hovind**, Renton, WA (US)
- (72) Inventors: **Erik David Hjorten**, Everett, WA (US);  
**Steven H. Hovind**, Renton, WA (US)
- (73) Assignee: **PACCAR INC**, Bellevue, WA (US)
- (\*\*) Term: **15 Years**
- (21) Appl. No.: **29/666,872**
- (22) Filed: **Oct. 16, 2018**

**Related U.S. Application Data**

- (62) Division of application No. 29/611,747, filed on Jul. 25, 2017, now Pat. No. Des. 842,767.
- (51) **LOC (12) Cl.** ..... **12-16**
- (52) **U.S. Cl.**  
USPC ..... **D12/163**
- (58) **Field of Classification Search**  
USPC ..... D12/163, 164, 165, 166, 167, 168, 169,  
D12/170, 171, 172, 173, 181  
(Continued)

(56) **References Cited**

**U.S. PATENT DOCUMENTS**

- D29,043 S 7/1898 Price
  - D59,374 S 10/1921 Patterson
- (Continued)

**OTHER PUBLICATIONS**

“BMC Black Mamba Hood Vents—45 Degree Carbon Fiber (10-12 All),” [www.americanmuscle.com](http://www.americanmuscle.com) [Apr. 20, 2012 online], Retrieved from the Internet <URL:<http://www.americanmuscle.com/bmc-hood-vents-cf.html>>, 2 pages.

(Continued)

*Primary Examiner* — Susan Bennett Hattan  
*Assistant Examiner* — Suzanne E Tisdell  
(74) *Attorney, Agent, or Firm* — Christensen O’Connor Johnson and Kindness, PLLC

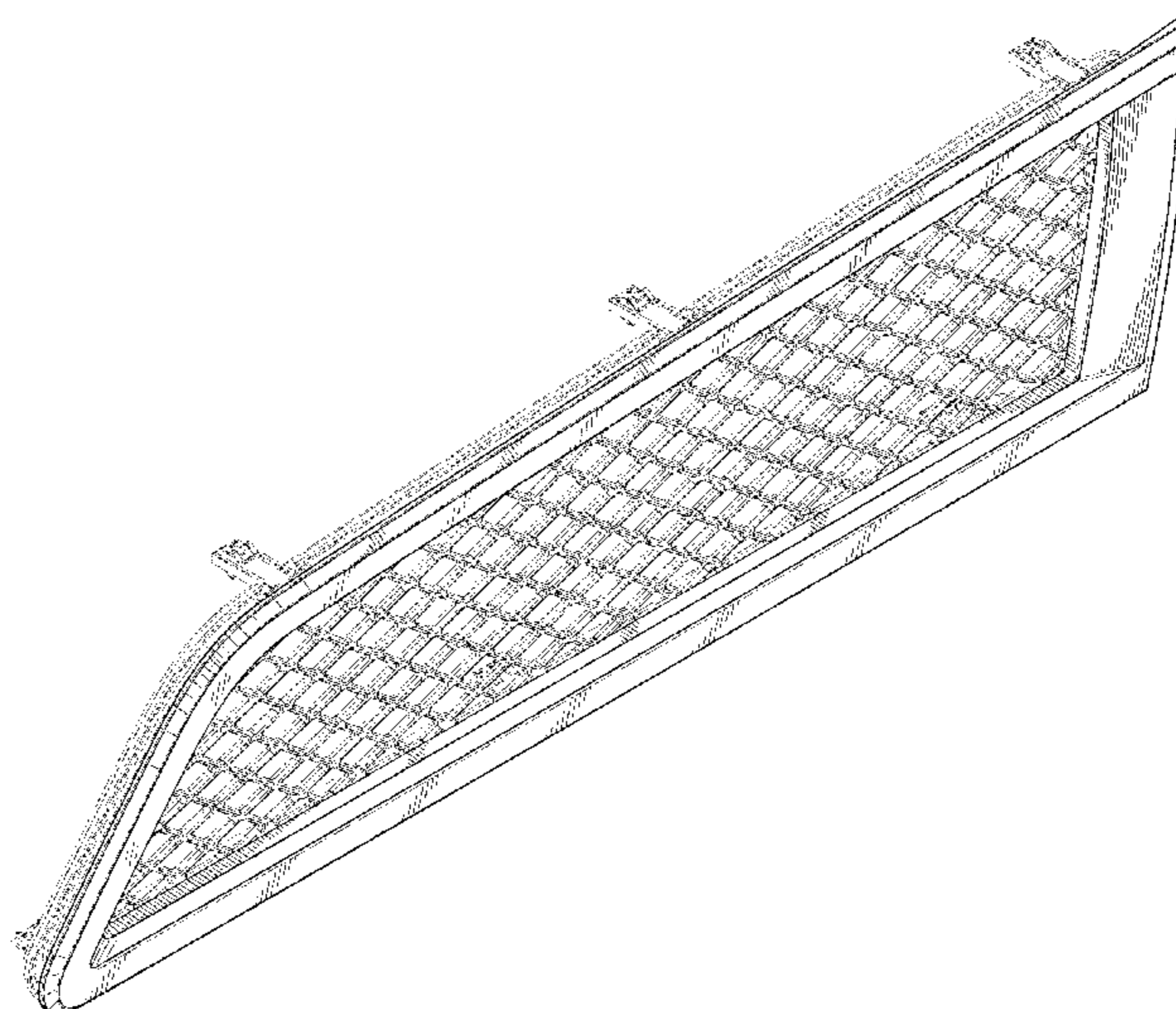
(57) **CLAIM**

The ornamental design for an intake bezel, as shown and described.

**DESCRIPTION**

FIG. 1 is a first perspective view of an intake bezel according to a first exemplary embodiment of our new design for use on a first side of a vehicle;  
 FIG. 2 is a second perspective view of the intake bezel shown in FIG. 1;  
 FIG. 3 is a front elevational view of the intake bezel shown in FIG. 1;  
 FIG. 4 is top view of the intake bezel shown in FIG. 1;  
 FIG. 5 is a bottom view of the intake bezel shown in FIG. 1;  
 FIG. 6 is a left side view of the intake bezel shown in FIG. 1;  
 FIG. 7 is a right side view of the intake bezel shown in FIG. 1;  
 FIG. 8 is a first perspective view of an intake bezel according to a second exemplary embodiment of our new design for use on a second side of a vehicle;  
 FIG. 9 is a second perspective view of the intake bezel shown in FIG. 8;  
 FIG. 10 is a front elevational view of the intake bezel shown in FIG. 8;  
 FIG. 11 is a top view of the intake bezel shown in FIG. 8;  
 FIG. 12 is a bottom view of the intake bezel shown in FIG. 8;  
 FIG. 13 is a left side view of the intake bezel shown in FIG. 8; and,  
 FIG. 14 is a right side view of the intake bezel shown in FIG. 8;  
 The broken lines shown in the figures represent portions of the intake bezel that form no part of the claimed design.

**1 Claim, 8 Drawing Sheets**



(58) **Field of Classification Search**  
 CPC ..... B60K 11/08; B62L 39/16; B60R 19/50;  
 B62D 25/08  
 See application file for complete search history.

(56) **References Cited**  
 U.S. PATENT DOCUMENTS

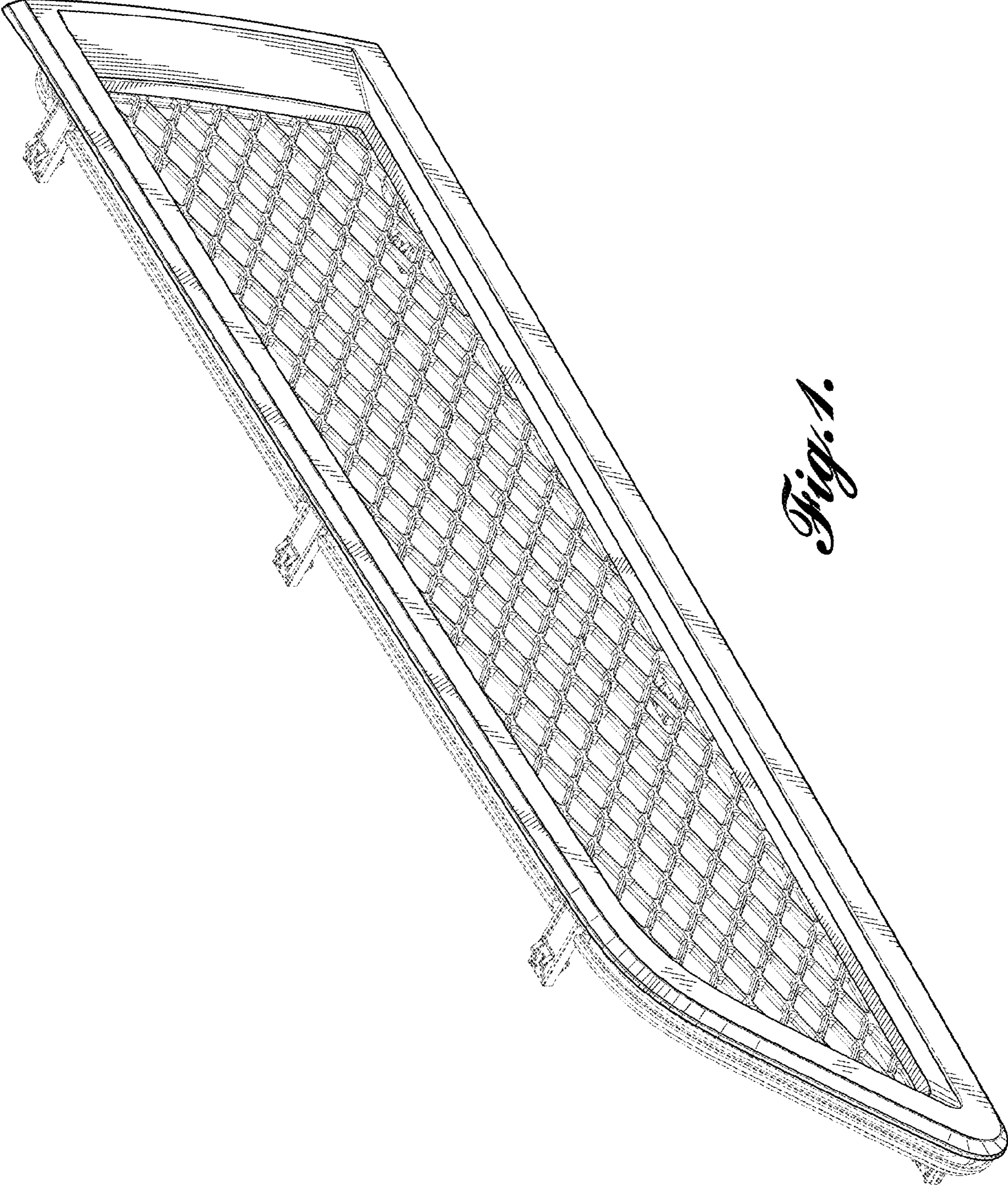
D67,494 S 6/1925 Campbell  
 D70,157 S 5/1926 Campbell  
 D144,886 S 6/1946 Bair  
 2,854,104 A 9/1958 Marcy, Jr. et al.  
 3,039,217 A 6/1962 Stefanakis  
 D234,855 S 4/1975 Allen  
 D290,746 S 7/1987 Whitley, II  
 4,712,501 A 12/1987 Whitley, II  
 5,275,249 A 1/1994 Nelson  
 D351,903 S 10/1994 Whitley, II  
 D357,732 S 4/1995 Spechts et al.  
 D393,980 S 5/1998 Kellermann  
 D394,035 S 5/1998 Stosel et al.  
 D429,195 S 8/2000 Gabath  
 D429,766 S 8/2000 Elmer  
 D435,066 S 12/2000 Hurschman  
 D448,802 S 10/2001 Lariviere, Jr. et al.  
 D465,811 S 11/2002 Schaub  
 D466,943 S 12/2002 Schaub  
 D483,413 S 12/2003 Merenlender  
 D496,890 S \* 10/2004 Metros ..... D12/163  
 D501,808 S 2/2005 Otto et al.  
 D501,888 S 2/2005 Arceta  
 D502,898 S 3/2005 Delashaw et al.  
 D526,942 S 8/2006 Delashaw et al.  
 D537,883 S 3/2007 Gunter et al.  
 D537,935 S 3/2007 Schluter et al.  
 D539,194 S 3/2007 Moses  
 D545,729 S 7/2007 Lee et al.  
 D547,705 S 7/2007 Marchese et al.  
 D565,477 S 4/2008 Ishibashi et al.  
 D567,154 S 4/2008 Cunningham  
 D573,612 S 7/2008 Braun et al.  
 D578,444 S 10/2008 Kuo  
 D581,508 S 11/2008 Miyake et al.  
 D589,853 S 4/2009 Saridakis et al.  
 7,628,237 B2 12/2009 Marqueling et al.  
 D633,832 S 3/2011 Matei et al.  
 D647,829 S 11/2011 Medina et al.  
 D647,830 S 11/2011 Medina et al.  
 D668,590 S \* 10/2012 Furst ..... D12/163  
 D670,214 S 11/2012 Watanabe  
 D682,752 S 5/2013 Yoshida et al.  
 D685,694 S 7/2013 Platto et al.  
 D686,116 S 7/2013 Karras et al.  
 D687,751 S \* 8/2013 Futschik ..... D12/163  
 D696,165 S 12/2013 Campbell et al.  
 D701,798 S \* 4/2014 Futschik ..... D12/164  
 D714,195 S 9/2014 Conway et al.  
 D721,019 S 1/2015 Pevovar et al.  
 D736,123 S 8/2015 Hammoud et al.  
 D746,200 S 12/2015 Leetz  
 D746,725 S 1/2016 Stopka  
 D754,037 S 4/2016 Behmer et al.  
 D756,855 S 5/2016 Leetz et al.  
 D758,928 S 6/2016 Messale et al.  
 D759,551 S \* 6/2016 Nakahara ..... D12/163  
 D763,152 S 8/2016 Frascella  
 D766,782 S 9/2016 Arroba  
 D769,159 S 10/2016 Platto et al.  
 D769,160 S \* 10/2016 Platto ..... D12/163  
 D773,963 S 12/2016 Battams

D774,996 S 12/2016 Wheel  
 D774,997 S 12/2016 Wheel  
 D774,998 S 12/2016 Munakata et al.  
 D775,554 S 1/2017 Kapitonov  
 D776,020 S 1/2017 Kapitonov  
 D781,188 S 3/2017 Wolff et al.  
 D783,465 S \* 4/2017 Choi ..... D12/163  
 D786,145 S 5/2017 Kozub  
 D788,654 S 6/2017 Curic et al.  
 D788,655 S 6/2017 Curic et al.  
 D789,841 S \* 6/2017 Malczewski ..... D12/163  
 D789,844 S 6/2017 Sakai et al.  
 D789,845 S 6/2017 Oohashi et al.  
 D790,412 S \* 6/2017 Dunford ..... D12/163  
 D790,413 S \* 6/2017 Doyle ..... D12/164  
 D792,813 S 7/2017 Kozub  
 D792,814 S 7/2017 Kozub  
 D793,290 S 8/2017 Kozub  
 D793,918 S \* 8/2017 Kozub ..... D12/163  
 D794,517 S \* 8/2017 Woolley ..... D12/163  
 D842,767 S 3/2019 Hjorten et al.  
 2003/0027516 A1 2/2003 Mafi et al.  
 2016/0031395 A1 2/2016 Huang  
 2017/0137954 A1 \* 5/2017 Hashimoto ..... B60K 11/08

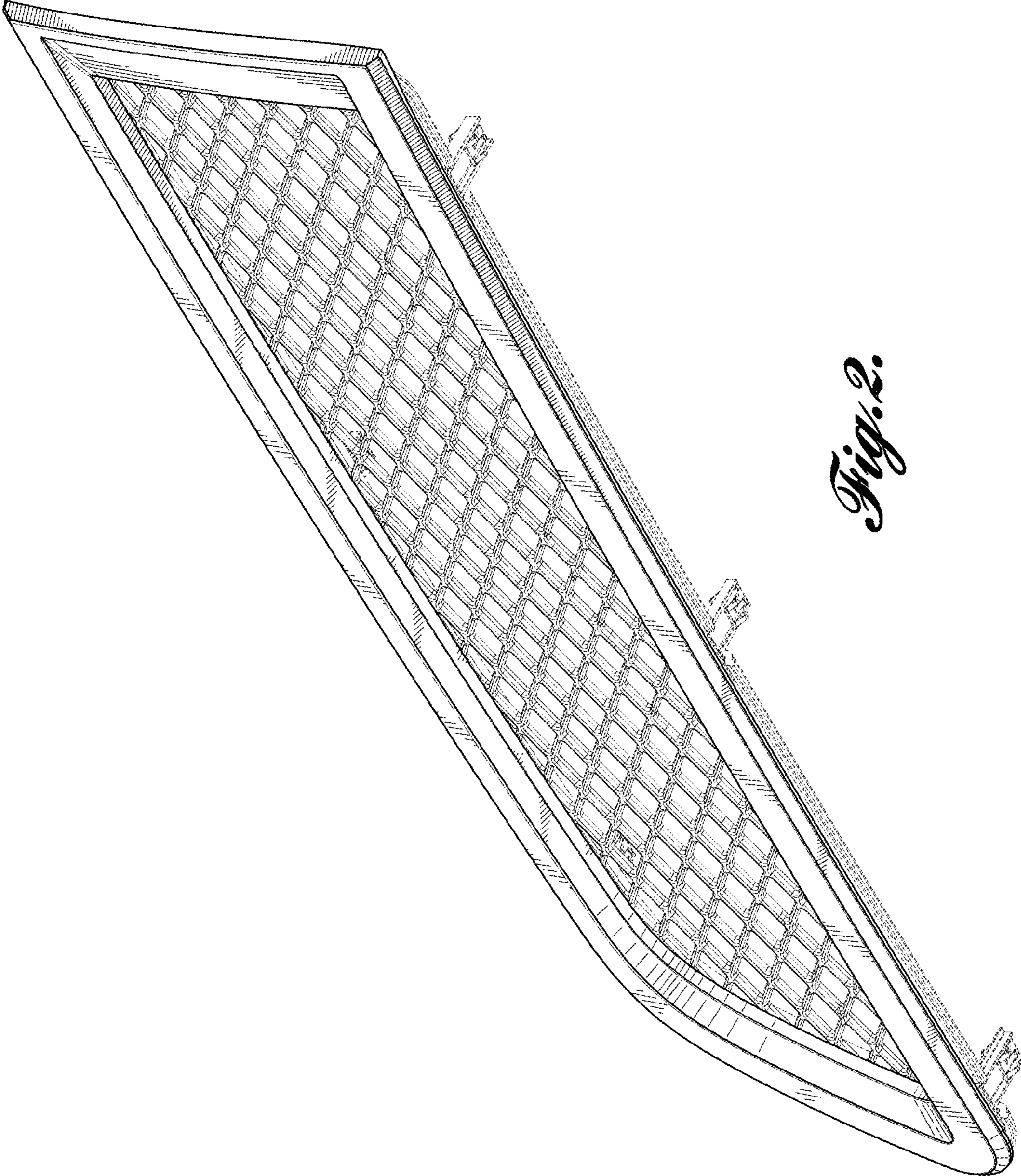
OTHER PUBLICATIONS

“Class Pays, Truck Models,” Peterbilt Motors Company, Denton, Texas, Mar. 2005, 24-page brochure.  
 “Hex Vent,” Camaro5 Chevy Camara Forum, Jan. 25, 2014 [last edited Jan. 25, 2013], Retrieved from the Internet <URL:http://www\_camaro5.com/forums/showthread.php?t=273161>, 5 pages.  
 “Kenworth Truck Models,” Kenworth Truck Company, Kirkland, Washington, 2010, 16-page brochure.  
 “Model 387,” Peterbilt Motors Company, Denton, Texas, Oct. 2002, 2-page brochure.  
 “PACCAR Engines, 2010 Medium Duty Engines,” PACCAR Inc, Bellevue, Washington, 2010, 6-page brochure.  
 “PACCAR MX,” PACCAR Inc, Bellevue, Washington, Apr. 21, 2010, 4-page brochure.  
 “T170 Class 5,” Kenworth Truck Company, Kirkland, Washington, 2008, 4-page brochure.  
 “T270 Class 6 and T370 Class 7 Hybrid,” Kenworth Truck Company, Kirkland, Washington, 2009, 6-page brochure.  
 “T270 Class 6 and T370 Class 7,” Kenworth Truck Company, Kirkland, Washington, 2008, 6-page brochure.  
 “T270 Class 6 and T370 Class 7,” Kenworth Truck Company, Kirkland, Washington, 2009, 6-page brochure.  
 “T300,” Kenworth Truck Company, Kirkland, Washington, 1997, 5-page brochure.  
 “T440,” Kenworth Truck Company, Kirkland, Washington, 2010, 2-page brochure.  
 “T440,” Kenworth Truck Company, Kirkland, Washington, 2010, 6-page brochure.  
 “T470,” Kenworth Truck Company, Kirkland, Washington, 2010, 6-page brochure.  
 “T470H,” Kenworth Truck Company, Kirkland, Washington, 2009, 2-page brochure.  
 “T660,” Kenworth Truck Company, Kirkland, Washington, 2007, 36-page brochure.  
 “T660,” Kenworth Truck Company, Kirkland, Washington, 2009, 36-page brochure.  
 “T700,” Kenworth Truck Company, Kirkland, Washington, 2010, 6-page brochure.  
 “T800,” Kenworth Truck Company, Kirkland, Washington, 2009, 28-page brochure.

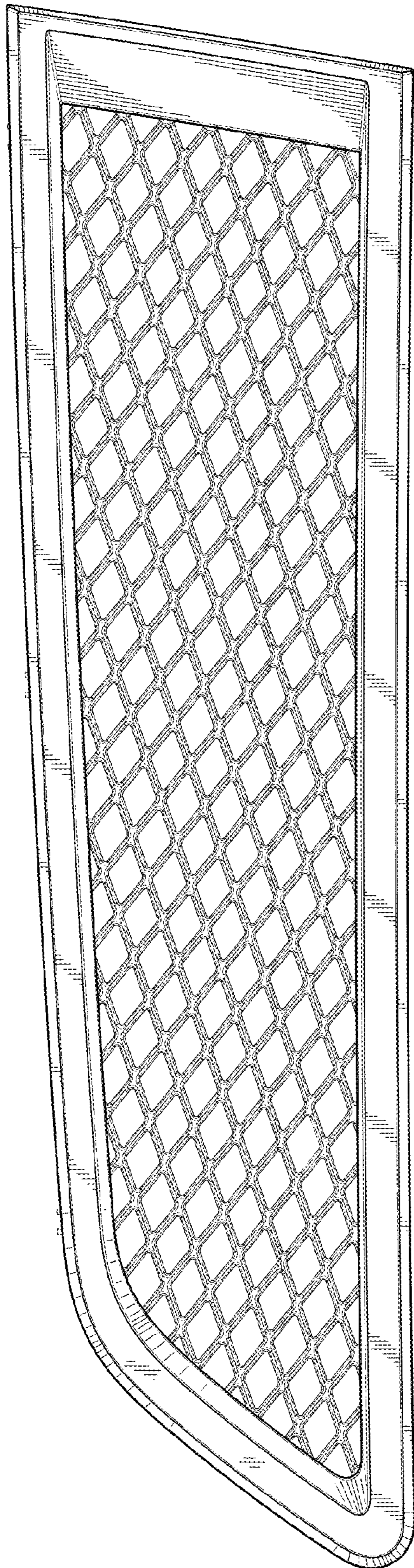
\* cited by examiner



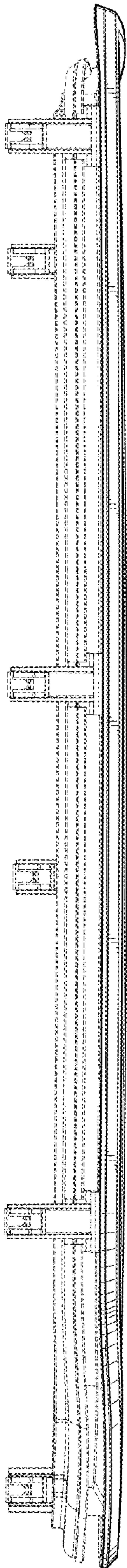
*Fig. 1.*



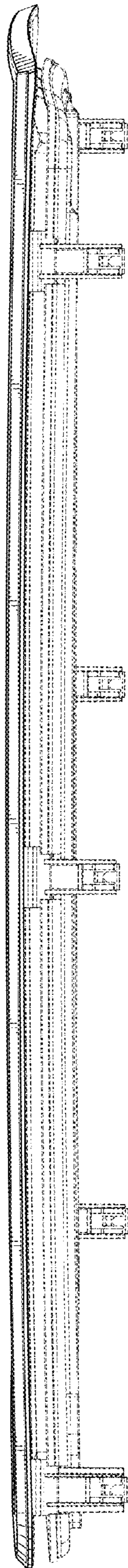
*Fig. 2.*



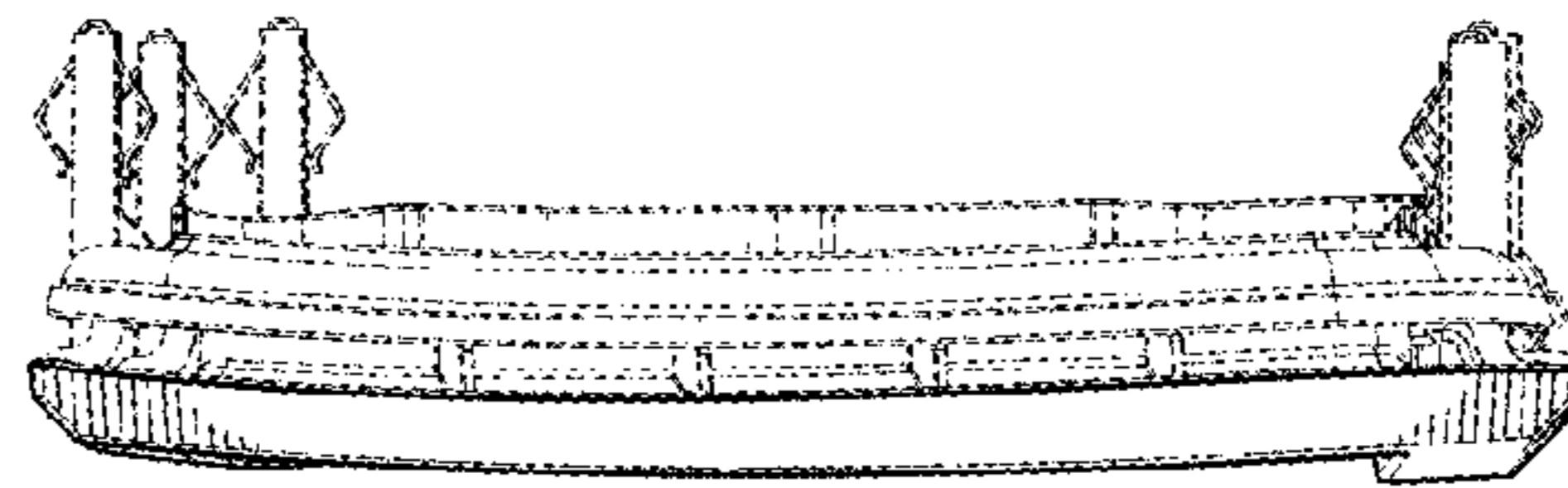
*Fig. 3.*




*Fig. 4.*



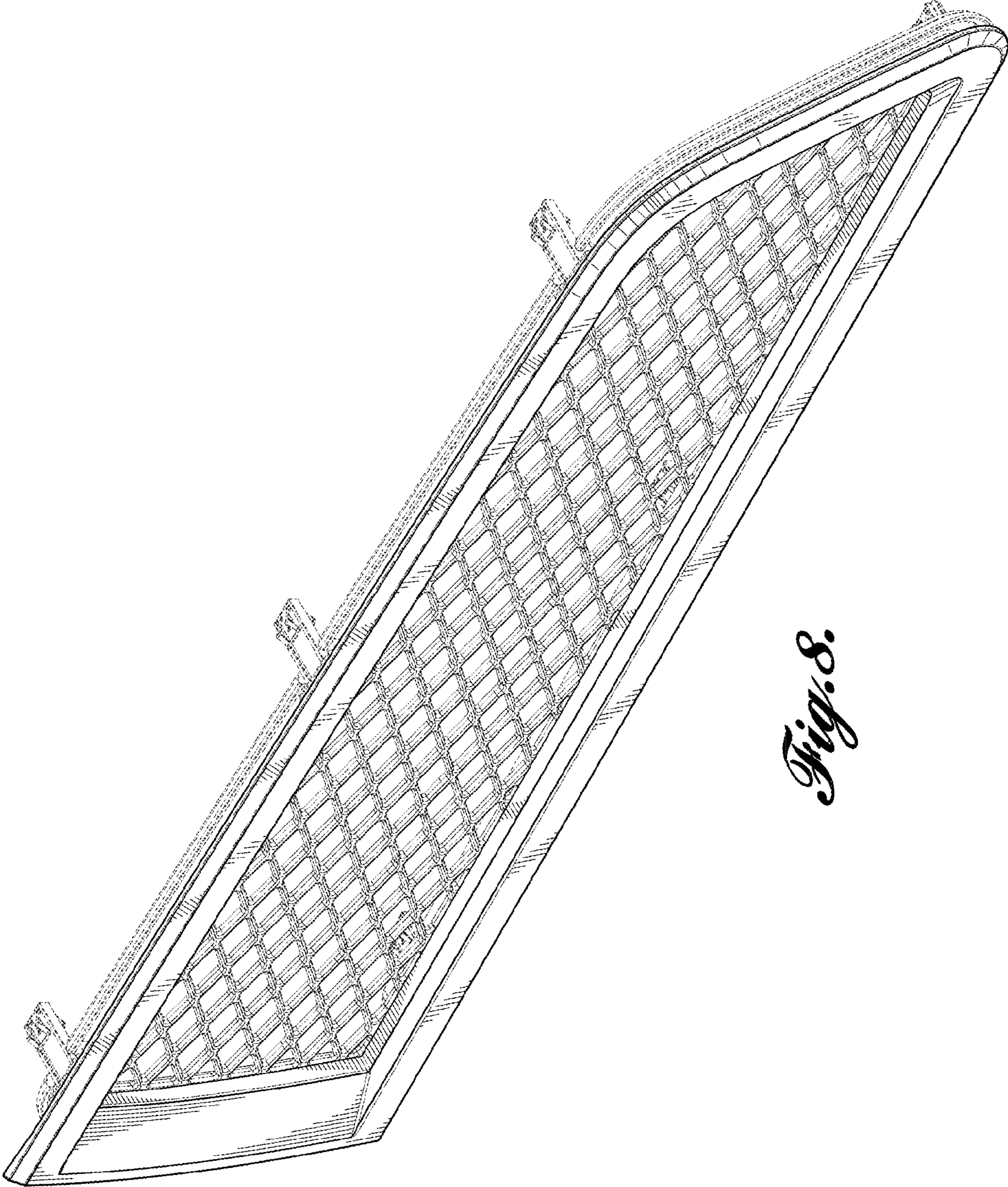
*Fig. 5.*



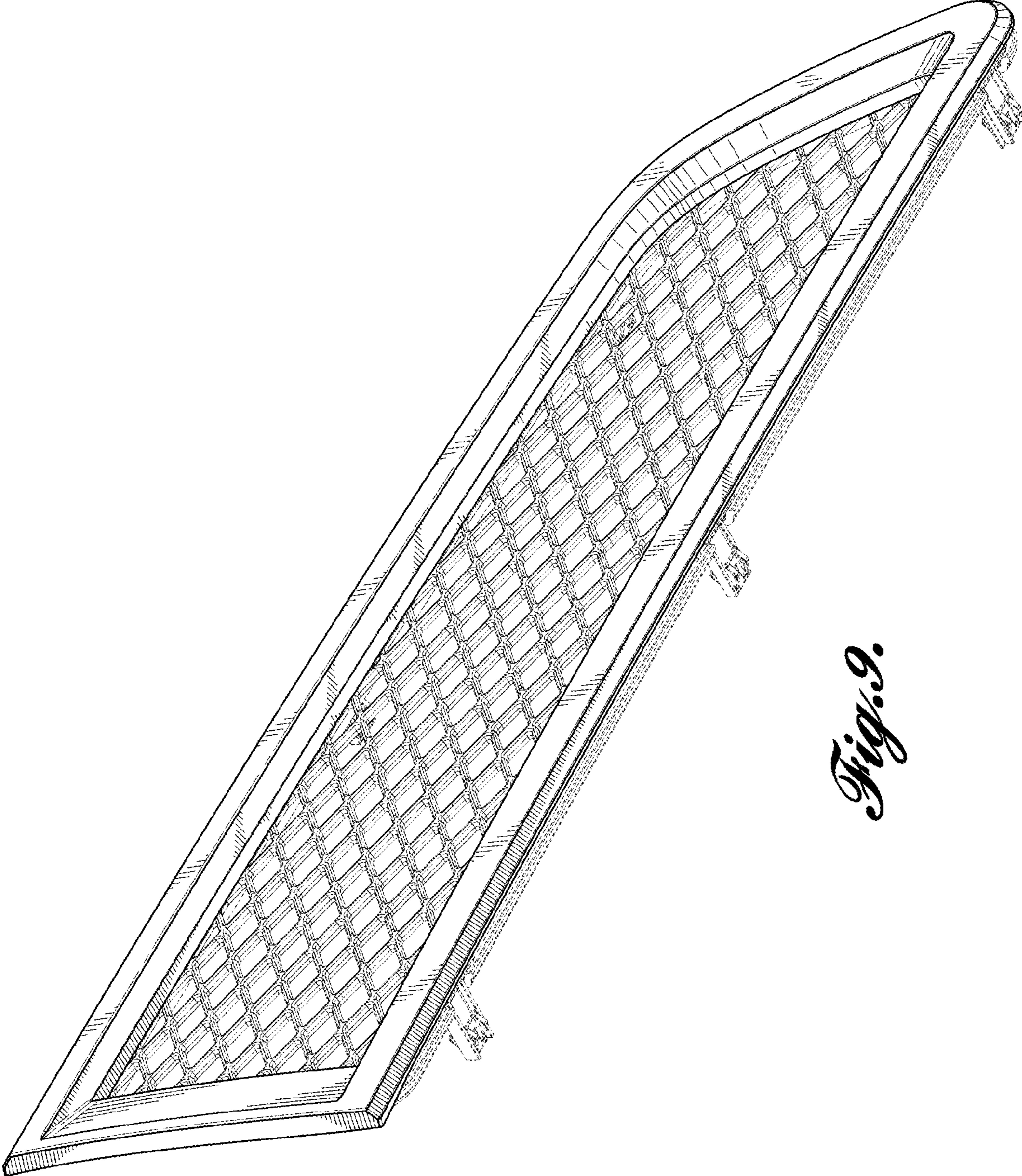
*Fig. 7.*



*Fig. 6.*

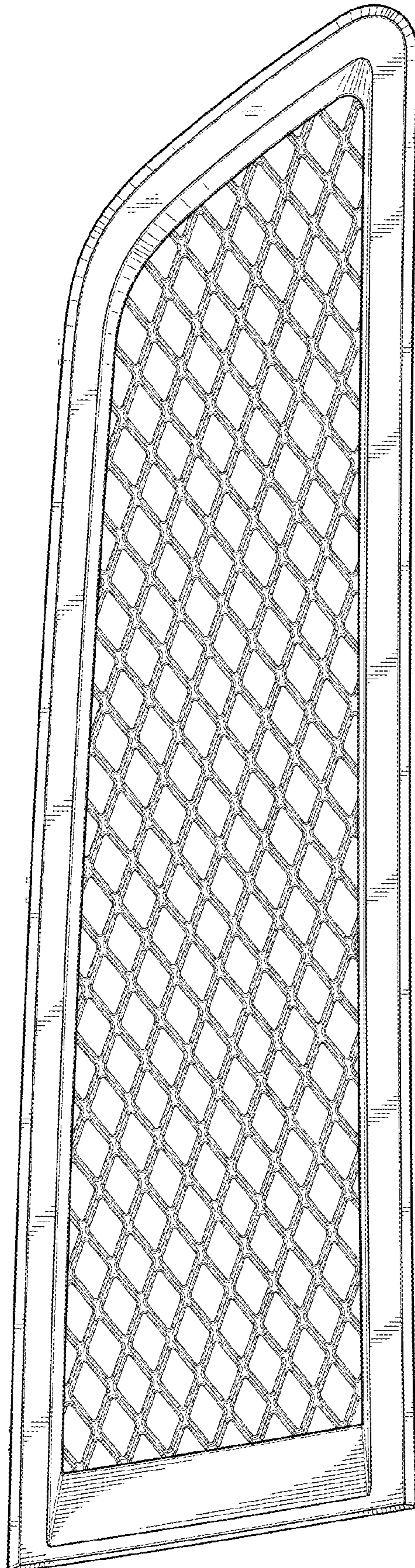


*Fig. 8.*

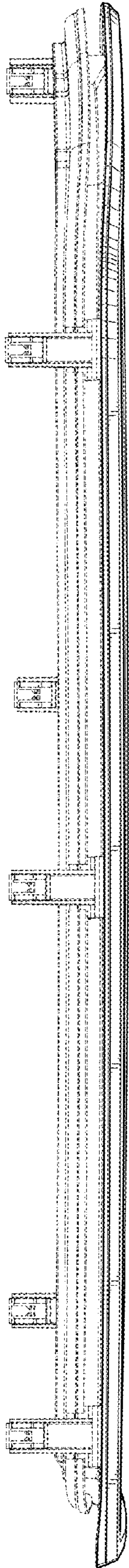


*Fig. 9.*

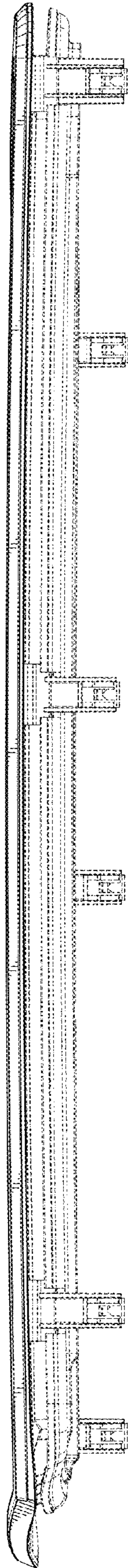





*Fig. 10.*




*Fig. 11.*



*Fig. 12.*



*Fig. 14.*



*Fig. 13.*