



US00D871269S

(12) **United States Design Patent**  
**Ito et al.**

(10) **Patent No.:** **US D871,269 S**

(45) **Date of Patent:** **\*\* Dec. 31, 2019**

(54) **MOTORCYCLE OR MOTORCYCLE  
REPLICA**

(71) Applicant: **HONDA MOTOR CO., LTD.**, Tokyo  
(JP)

(72) Inventors: **Masamoto Ito**, Wako (JP); **Tomoyuki  
Okamoto**, Wako (JP); **Katsuhiro  
Kubo**, Wako (JP)

(73) Assignee: **HONDA MOTOR CO., LTD.**, Tokyo  
(JP)

(\*\*) Term: **15 Years**

(21) Appl. No.: **29/657,733**

(22) Filed: **Jul. 25, 2018**

(30) **Foreign Application Priority Data**

Feb. 1, 2018 (JP) ..... 2018-001996

(51) **LOC (12) Cl.** ..... **12-11**

(52) **U.S. Cl.**  
USPC ..... **D12/110**

(58) **Field of Classification Search**  
USPC ..... D12/110, 111, 117; D21/432, 538  
CPC ..... B62K 11/00; B62K 11/02; B62K 11/04;  
B62K 11/10; B62K 17/00; B62K 19/00;  
B62K 2202/00

See application file for complete search history.

(56) **References Cited**

**U.S. PATENT DOCUMENTS**

D519,884 S *	5/2006	Heinrich	.....	D12/110
D566,010 S *	4/2008	Hohdorf	.....	D12/110
D582,316 S *	12/2008	Stenegard	.....	D12/110
D591,205 S *	4/2009	Heinrich	.....	D12/110
D597,449 S *	8/2009	Nagao	.....	D12/110
D601,458 S *	10/2009	Nagao	.....	D12/110
D605,089 S *	12/2009	Tanaka	.....	D12/110

D636,708 S *	4/2011	Katagiri	.....	D12/110
D638,756 S *	5/2011	Kouchi	.....	D12/110
D651,138 S *	12/2011	Lai	.....	D12/110
D652,769 S *	1/2012	Kudo	.....	D12/110
D669,821 S *	10/2012	Nishihara	.....	D12/110
D688,983 S *	9/2013	Shibuta	.....	D12/110
D689,406 S *	9/2013	Yasuhara	.....	D12/110
D695,153 S *	12/2013	Buckan	.....	D12/110
D695,154 S *	12/2013	Buckan	.....	D12/110
8,827,024 B1 *	9/2014	Sumi	.....	B62K 25/02 180/227
D723,429 S *	3/2015	Hohdorf	.....	D12/110
D735,085 S *	7/2015	Buckan	.....	D12/110
D736,677 S *	8/2015	Iimura	.....	D12/110
D805,439 S *	12/2017	Hohdorf	.....	D12/110

(Continued)

*Primary Examiner* — Darlington Ly

(74) *Attorney, Agent, or Firm* — Westerman, Hattori,  
Daniels & Adrian, LLP

(57) **CLAIM**


The ornamental design for a motorcycle or motorcycle replica, as shown and described.

**DESCRIPTION**

FIG. 1 is a front and left side perspective view of a motorcycle or motorcycle replica showing our new design; FIG. 2 is a rear and left side perspective view thereof; FIG. 3 is a front and right side perspective view thereof; FIG. 4 is a rear and right side perspective view thereof; FIG. 5 is a left side elevation view thereof; FIG. 6 is a right side elevation view thereof; FIG. 7 is a front elevation view thereof; FIG. 8 is a rear elevation view thereof; FIG. 9 is a top plan view thereof; and, FIG. 10 is a bottom plan view thereof.

The broken lines in the drawings illustrate portions of the motorcycle or motorcycle replica that form no part of the claimed design.

**1 Claim, 10 Drawing Sheets**



(56)

**References Cited**

U.S. PATENT DOCUMENTS

2012/0318598 A1\* 12/2012 Fujiyama ..... B60K 5/12  
180/219  
2015/0101875 A1\* 4/2015 Inayama ..... B60K 13/02  
180/225

\* cited by examiner





FIG. 2

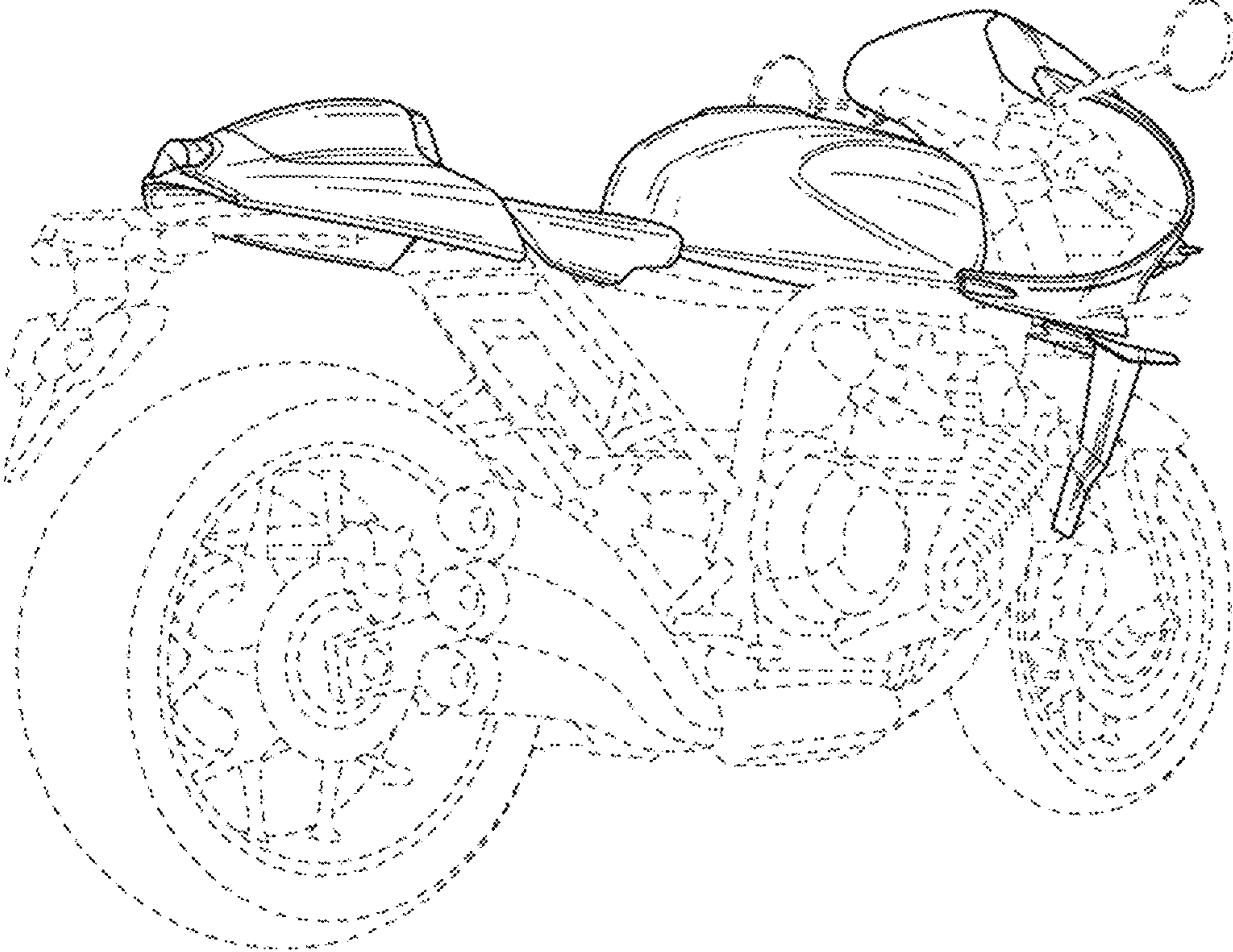


FIG. 3




FIG. 4






FIG. 5

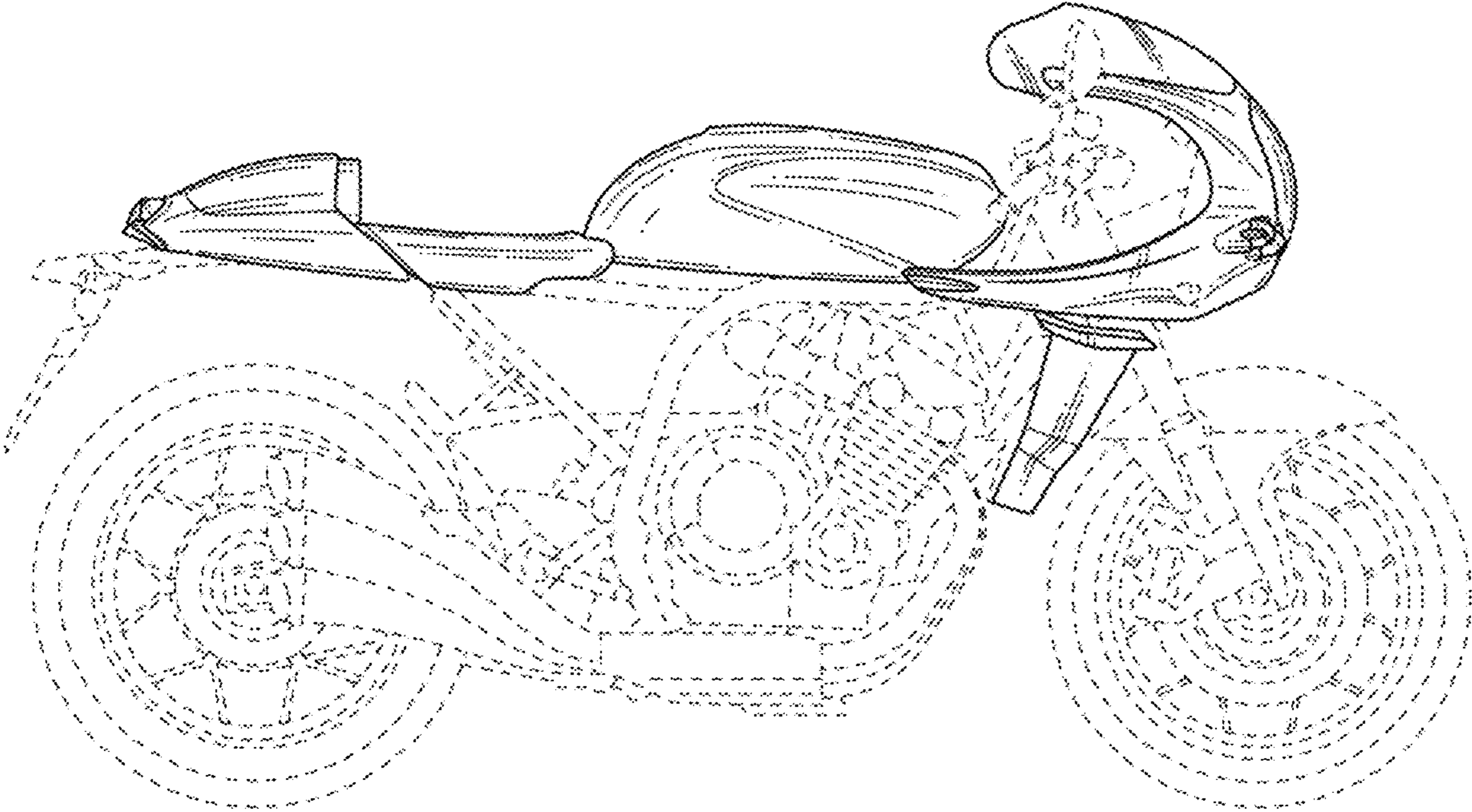


FIG. 6

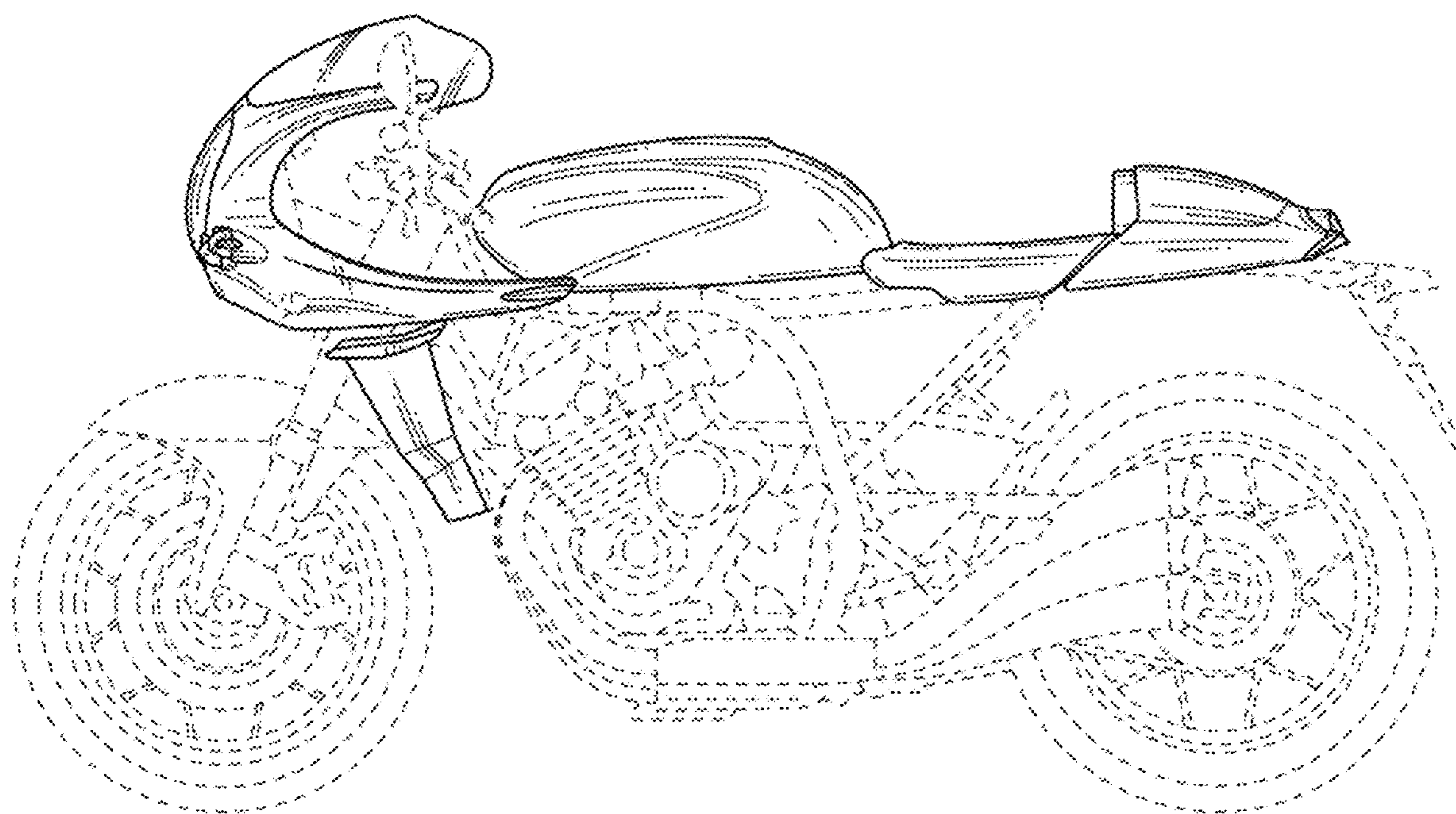




FIG. 7

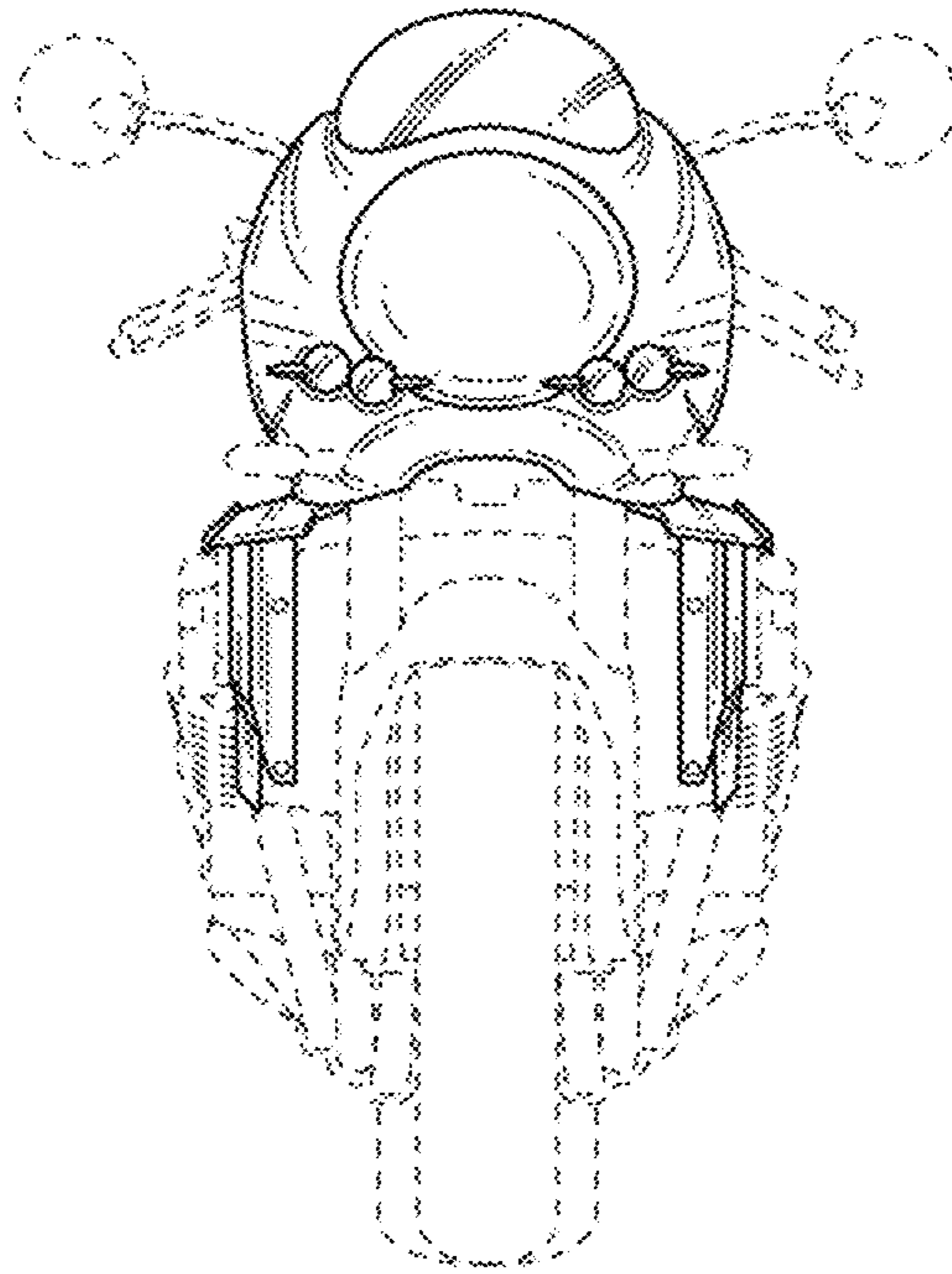


FIG. 8

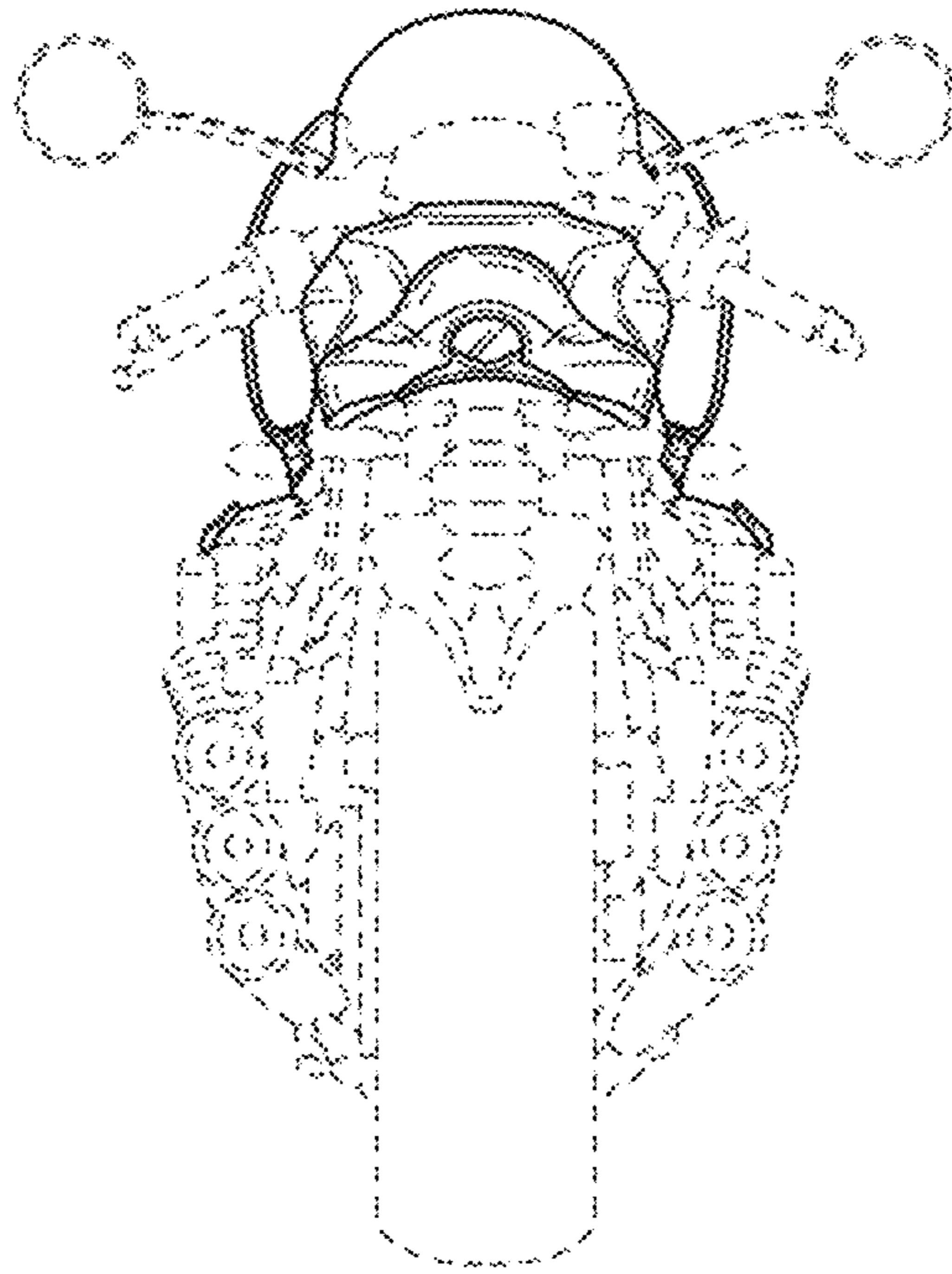


FIG. 9

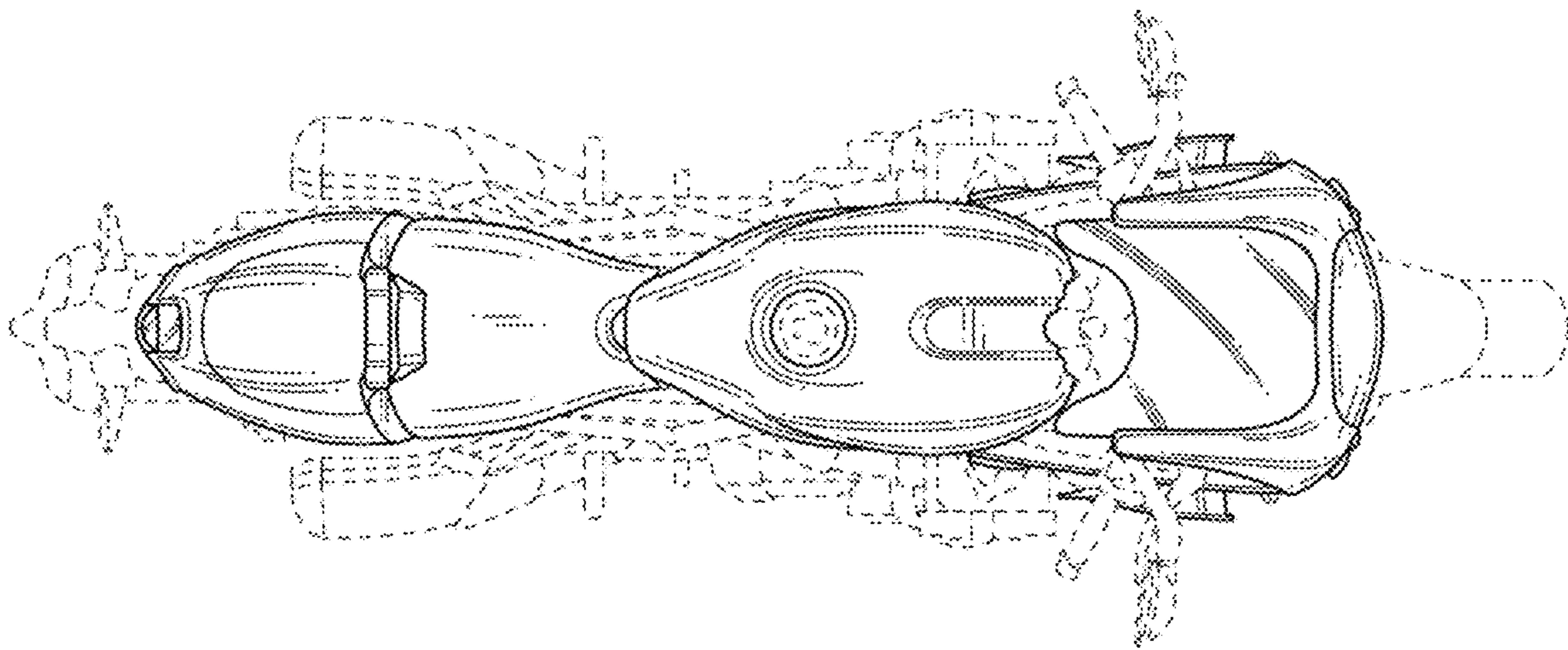




FIG. 10

