



US00D871255S

(12) **United States Design Patent**
Williamson

(10) **Patent No.:** **US D871,255 S**

(45) **Date of Patent:** **** Dec. 31, 2019**

(54) **BUTTON COVER**

(71) Applicant: **Alietalia Williamson**, Hollis, NY (US)

(72) Inventor: **Alietalia Williamson**, Hollis, NY (US)

(**) Term: **15 Years**

(21) Appl. No.: **29/641,093**

(22) Filed: **Mar. 20, 2018**

(51) **LOC (12) Cl.** **02-07**

(52) **U.S. Cl.**
USPC **D11/222**

(58) **Field of Classification Search**

USPC D11/95-100, 105, 106, 108, 110, 116,
D11/132, 222, 226, 228, 233; D14/485,
D14/486; D2/828, 829; D8/387;
D99/27, 34

CPC A44C 7/00; A44C 7/002; H01H 13/70;
Y10S 273/30; A44B 1/14; A44B 1/02;
A44B 1/20; A44B 1/00

See application file for complete search history.

(56) **References Cited**

U.S. PATENT DOCUMENTS

D288,185 S *	2/1987	Derosa	D11/222
5,033,168 A	7/1991	Sbragi		
5,161,285 A	11/1992	Jerjian		
D475,322 S	6/2003	Ouellette		
D493,388 S *	7/2004	Candotti	D11/226
D706,167 S *	6/2014	McIntyre	D11/222
D712,308 S *	9/2014	Weber	D11/222
D717,693 S *	11/2014	Waitz	D11/215
D728,420 S *	5/2015	Leung	D11/220
D781,178 S *	3/2017	Harpole	D11/222
D827,639 S *	9/2018	Jung	D14/344
D833,281 S *	11/2018	Orcutt	D9/455
D837,685 S *	1/2019	Miki	D11/200
10,194,717 B2 *	2/2019	Ort	A44B 1/14
2004/0226145 A1 *	11/2004	Ouellette	A44B 1/14 24/113 MP

2008/0313864 A1* 12/2008 Suter A44B 1/14
24/113 R

2010/0236028 A1 9/2010 Clark
2012/0240356 A1 9/2012 Nathanson
2013/0283571 A1 10/2013 Marston
2014/0101896 A1 4/2014 Rowton

OTHER PUBLICATIONS

Button cover set (Masonic Logo) reference [Jun. 21, 2019] found online [Jun. 21, 2019]—<https://bluelodgeaprons.net/products/d9825-button-cover-set-masonic-s-c-gold-black>.*

* cited by examiner

Primary Examiner — Lakiya G Rogers

Assistant Examiner — John A Voytek

(57) **CLAIM**

The ornamental design for a button cover, as shown and described.

DESCRIPTION

FIG. 1 is a front view of a button cover showing my new design;

FIG. 2 is a rear view of the button cover;

FIG. 3 is a left side view of the button cover;

FIG. 4 is a right side view of the button cover;

FIG. 5 is a bottom view of the button cover, a top view being a mirror image thereof;

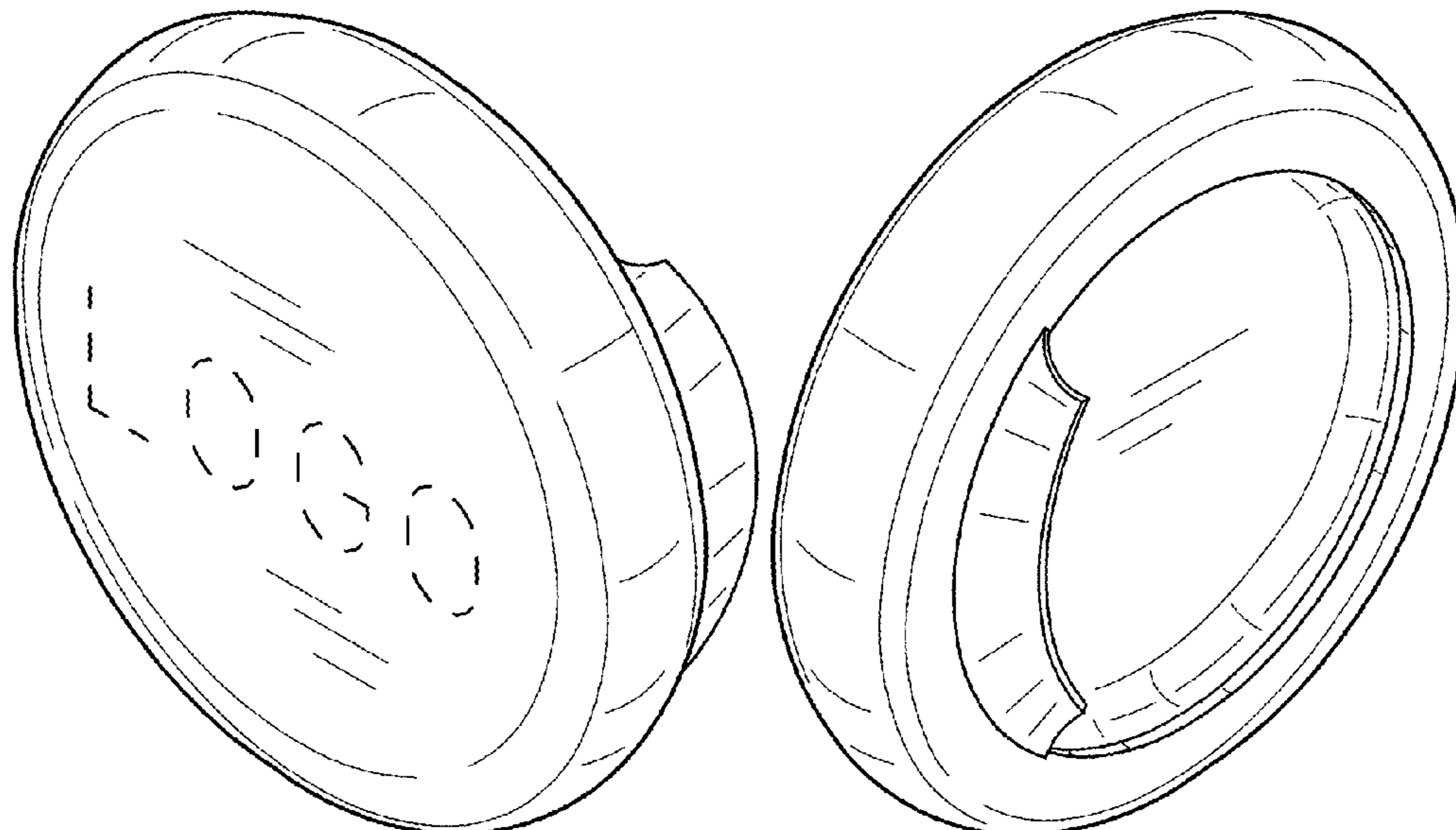
FIG. 6 is a top front side perspective view of the button cover;

FIG. 7 is a top rear side perspective view of the button cover; and,

FIG. 8 is a cross-sectional view of the button cover taken along line 8-8 of FIG. 2.

In the drawings, the broken lines depict portions of the button cover that form no part of the claimed design.

1 Claim, 4 Drawing Sheets






FIG. 1

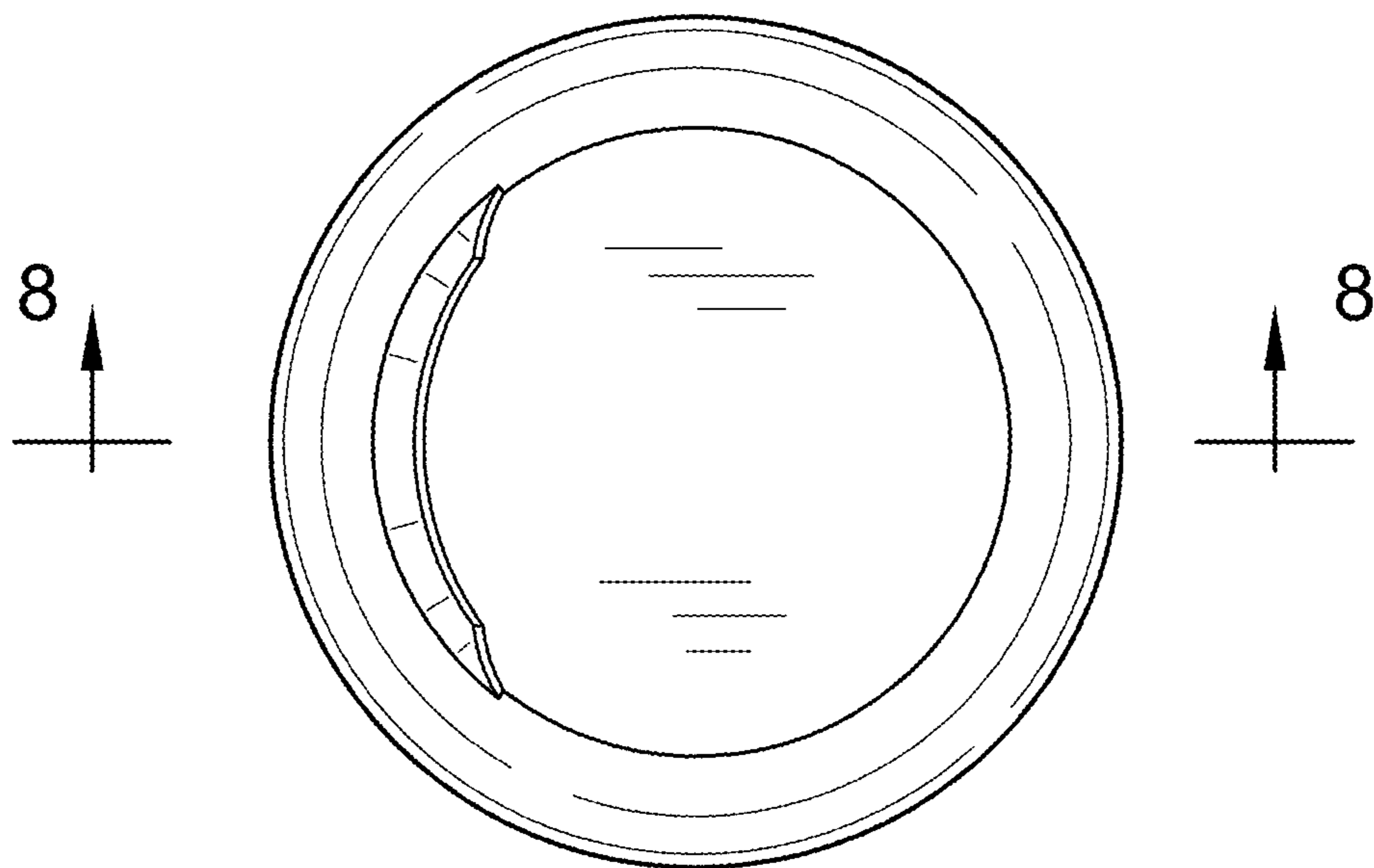


FIG. 2

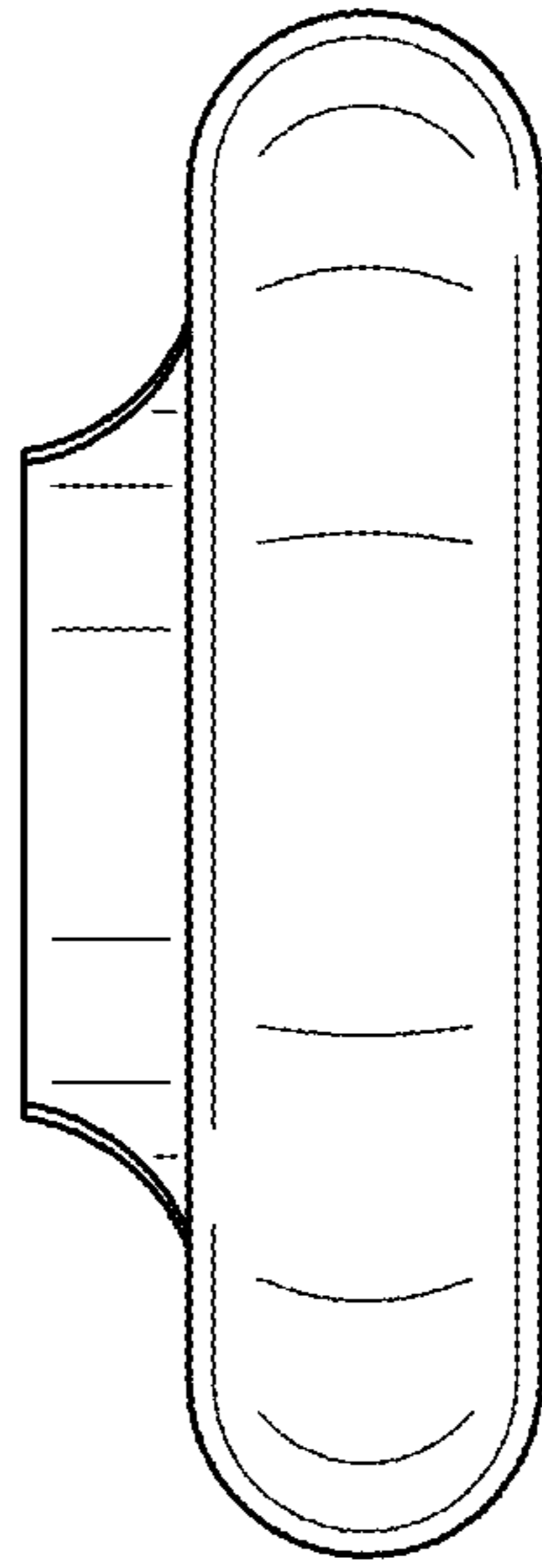


FIG. 3

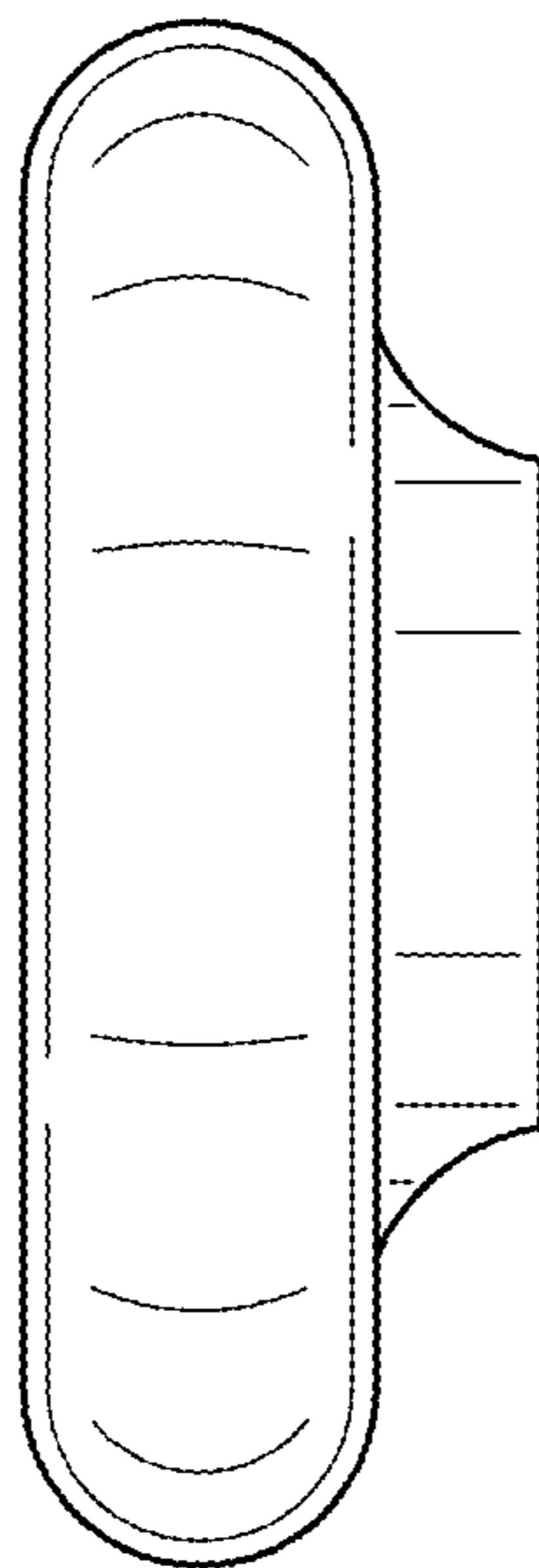


FIG. 4

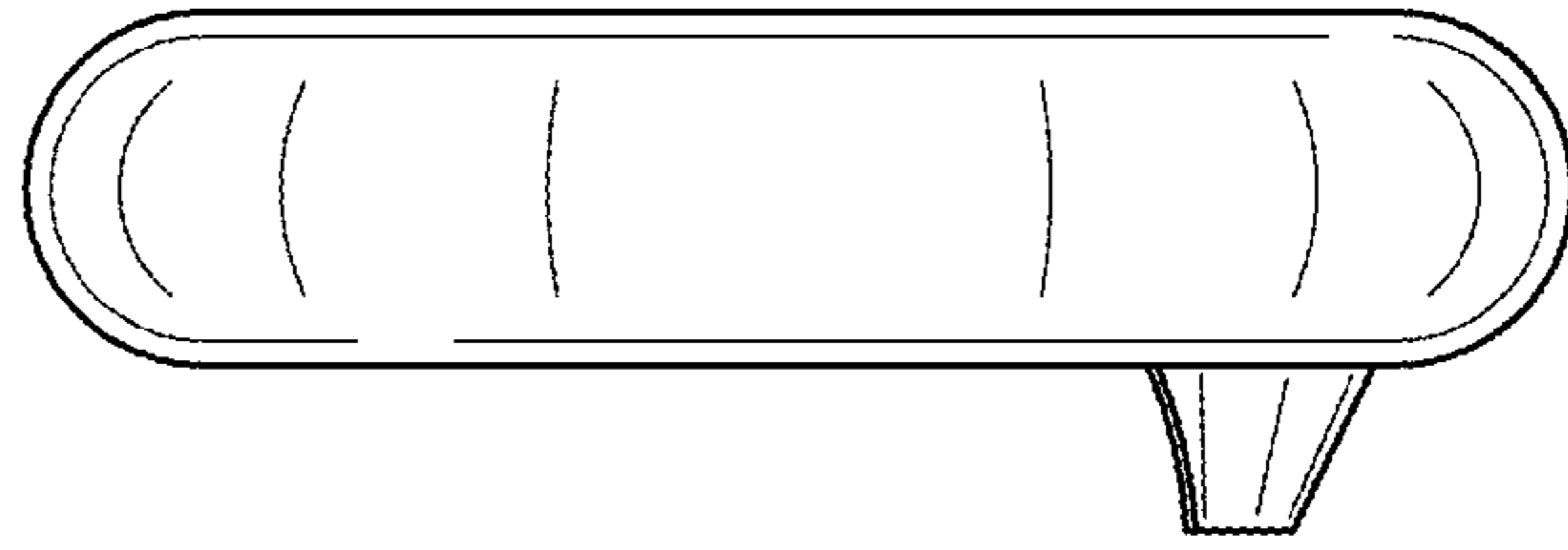


FIG. 5

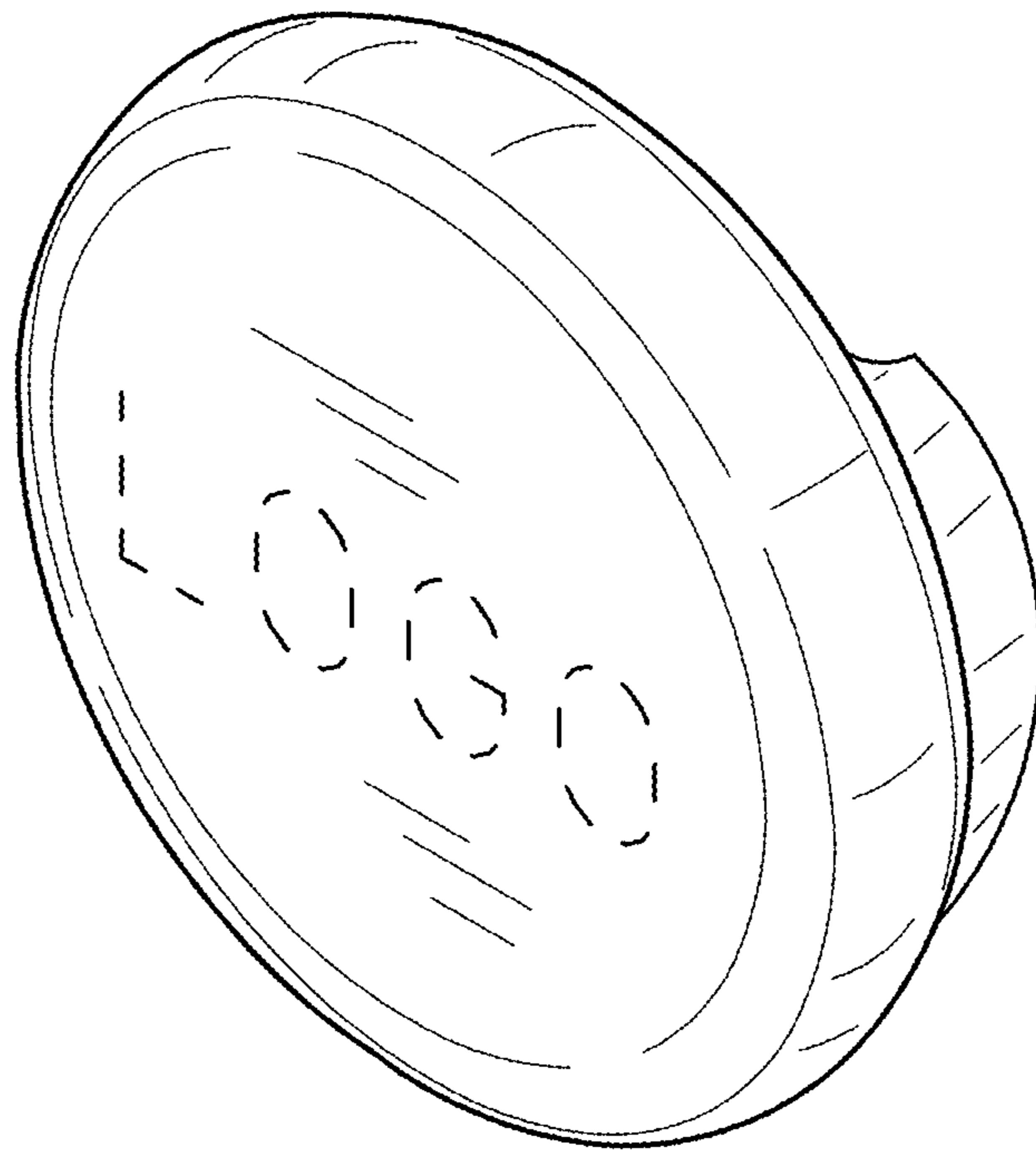


FIG. 6

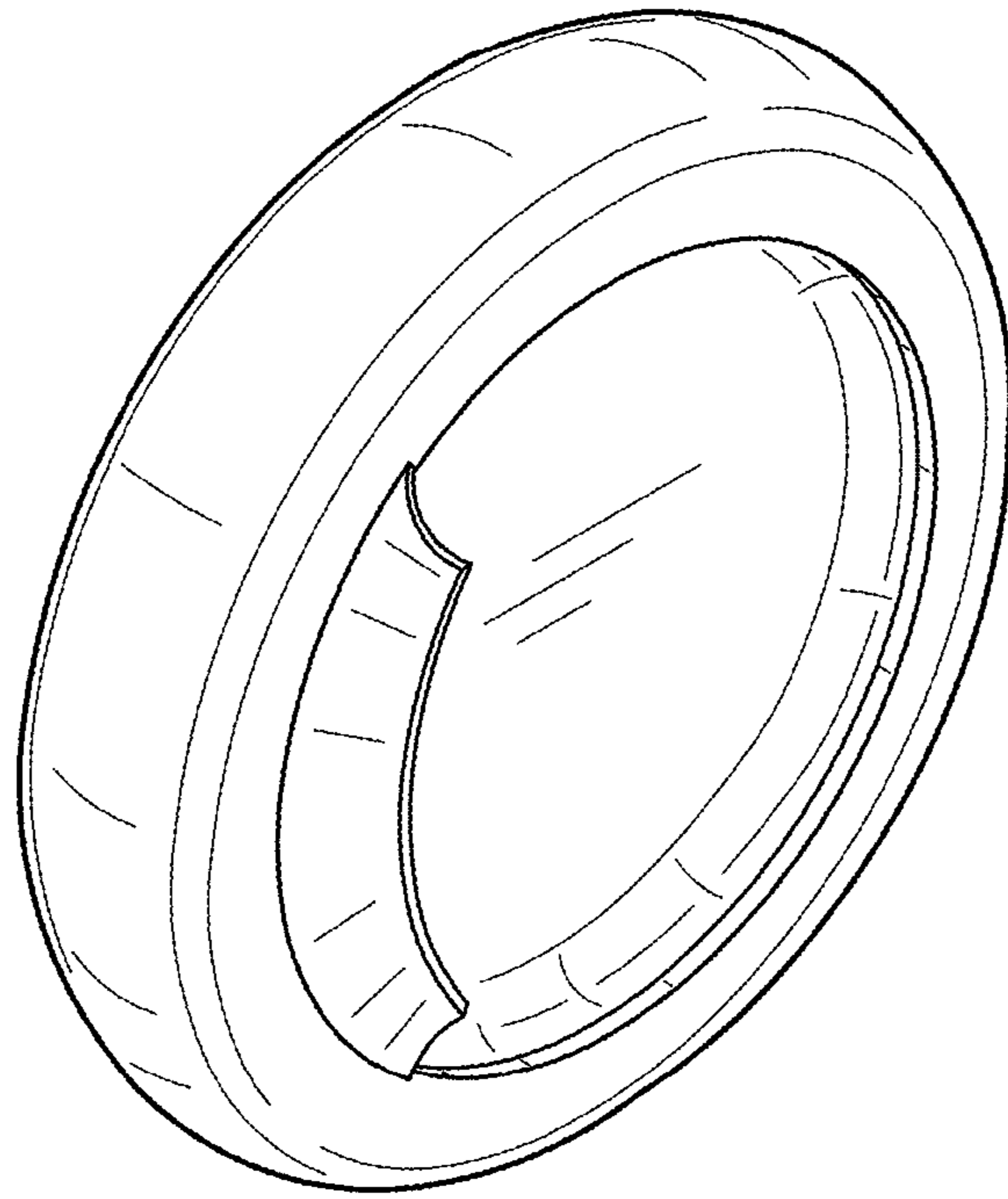


FIG. 7

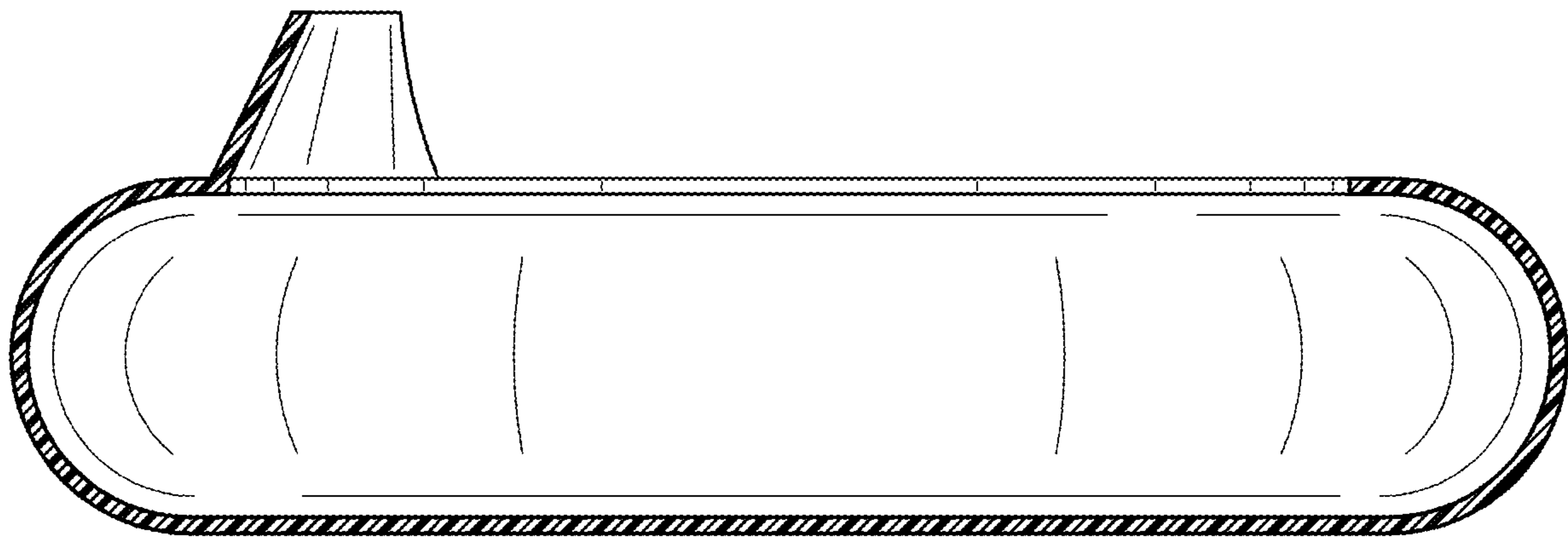


FIG. 8