



US00D871232S

(12) **United States Design Patent** (10) **Patent No.:** **US D871,232 S**
Sobel (45) **Date of Patent:** **** Dec. 31, 2019**

(54) **DISPENSER FOR TISSUES AND HAND-PULLED PAPER PRODUCTS**

2009/0127276 A1* 5/2009 Rippl A47K 10/424
221/45

(71) Applicant: **Ken Sobel**, Farmingdale, NY (US)

* cited by examiner

(72) Inventor: **Ken Sobel**, Farmingdale, NY (US)

Primary Examiner — Wan Laymon

Assistant Examiner — Mark Booker

(**) Term: **15 Years**

(74) *Attorney, Agent, or Firm* — John F. Vodopia

(21) Appl. No.: **29/657,813**

(57) **CLAIM**

The ornamental design for a dispenser for tissues and hand-pulled paper products, as shown and described.

(22) Filed: **Jul. 25, 2018**

(51) **LOC (12) Cl.** **09-01**

DESCRIPTION

(52) **U.S. Cl.**

USPC **D9/734**

(58) **Field of Classification Search**

USPC D6/518, 515, 519, 521, 522, 523;
D3/201, 304, 315; D9/414, 424, 430,
D9/431, 499, 730, 734; 206/205, 210,
206/216, 233, 389, 395, 494, 581, 812;
221/33, 36, 45, 46, 47, 48, 52, 199, 255,
221/259, 305, 309; D7/601, 602, 631
CPC B65D 85/00; B65D 81/00; B65D 81/22;
B65D 83/0805; A47K 2010/3266; A47K
10/42; A47K 10/426; G07F 11/00

FIG. 1 is a front perspective view of a dispenser for tissues and hand-pulled paper products showing my design; FIG. 2 is front elevational view thereof; FIG. 3 is a rear elevational view thereof; FIG. 4 is a left-side elevational view thereof; the right-side view is a mirror image of the left-side view; FIG. 5 is a top plan view thereof; FIG. 6 is a bottom plan view thereof; and, FIG. 7 is an exploded, front perspective view thereof shown in environmental use.

See application file for complete search history.

The even dashed and dot-dot-dot broken lines shown represent unclaimed subject matter and form no part of the claimed design. Moreover, The dash-dot-dot lines in FIGS. 1-7 indicate that the claimed portions of the box are restricted to the corners and edges of the box only, and do not include the planar faces in which the word(s) IMAGE are displayed in dashed lines.

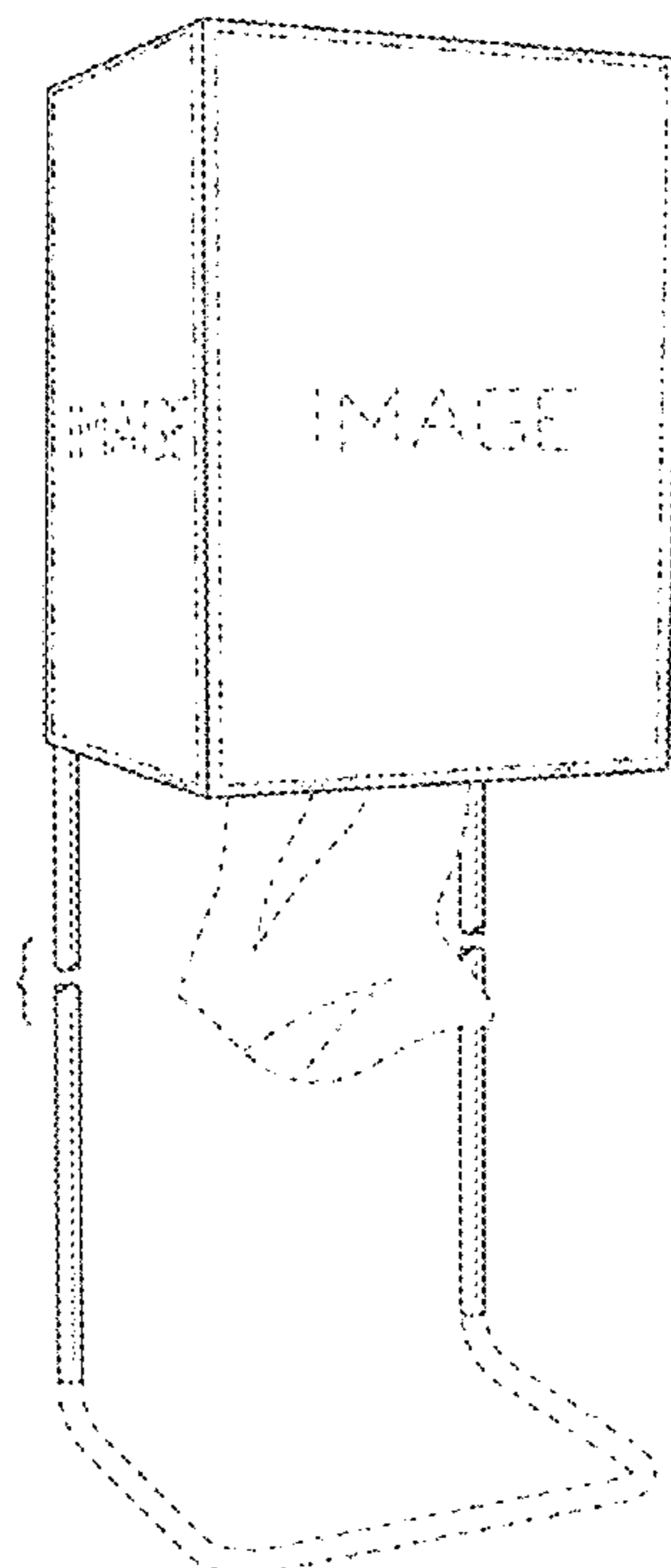
(56) **References Cited**

U.S. PATENT DOCUMENTS

D306,104 S *	2/1990	Merdic	D6/523
D507,138 S *	7/2005	Hochtritt	D6/518
D630,873 S *	1/2011	Kuehneman	D6/518
D781,064 S *	3/2017	Brownley	D6/515
D782,329 S *	3/2017	Sobel	D9/734
D811,767 S *	3/2018	Li	D6/518

The broken away symbols in the drawings indicate that any portion of the article beyond what is shown forms no part of the claimed design.

1 Claim, 4 Drawing Sheets



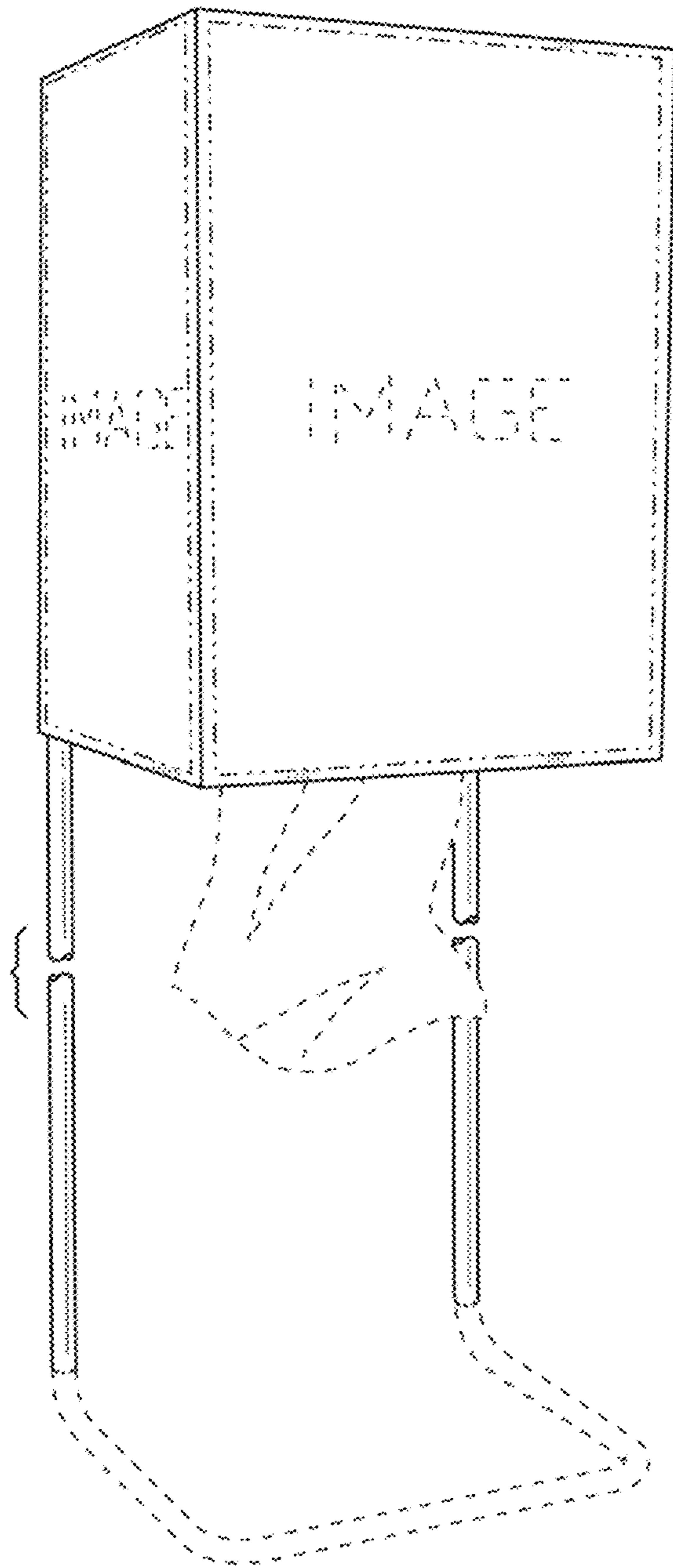


Fig. 1

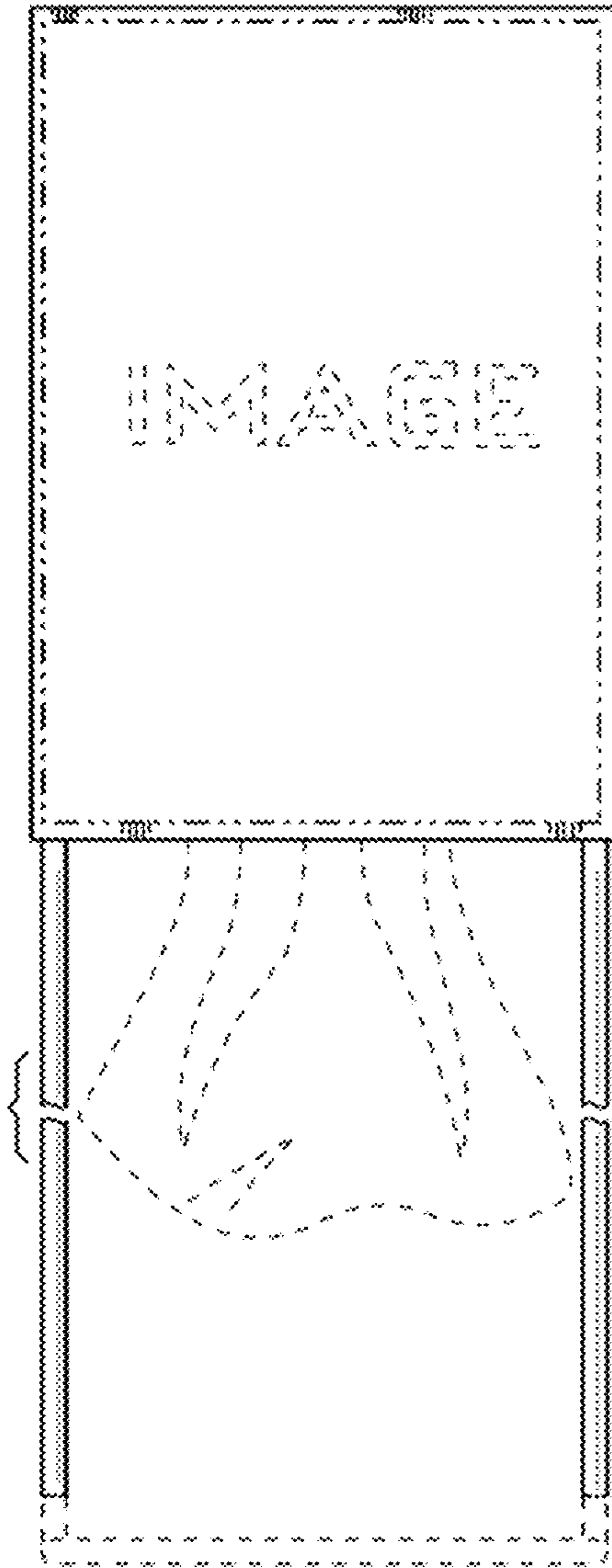


Fig. 2

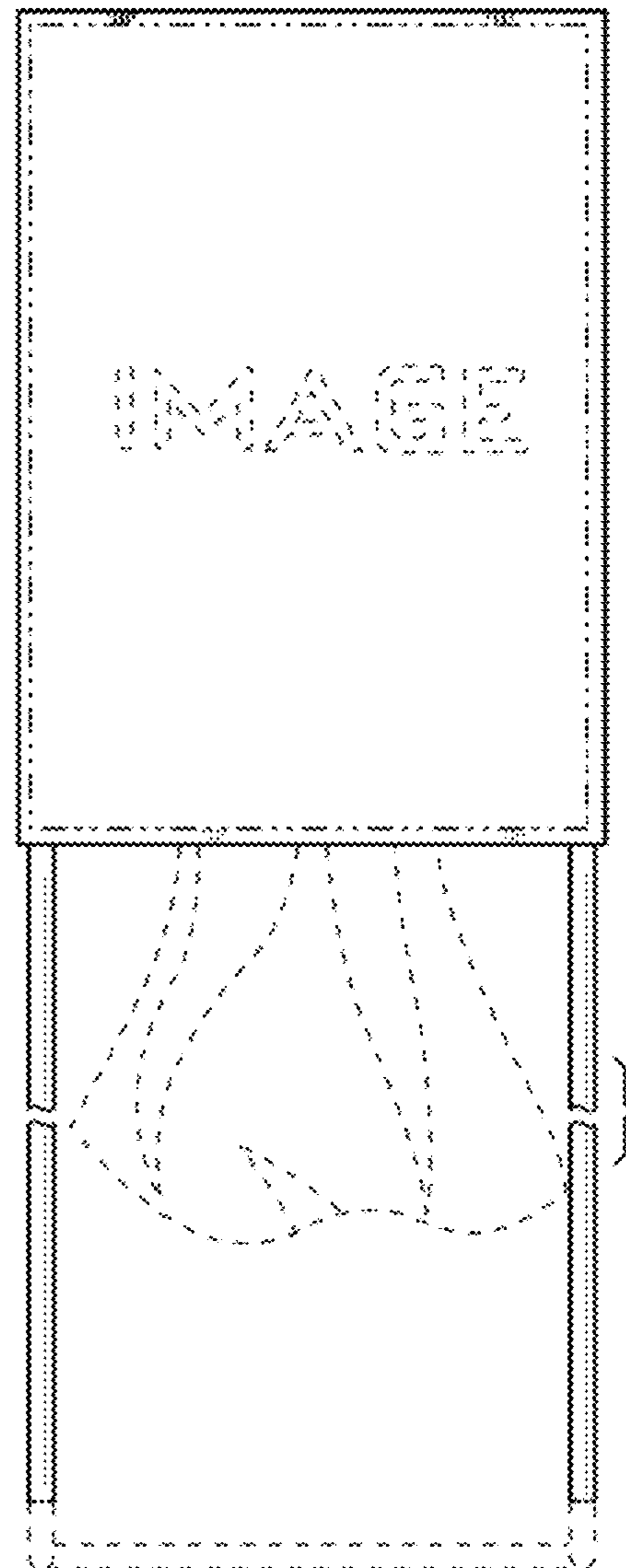


Fig. 3

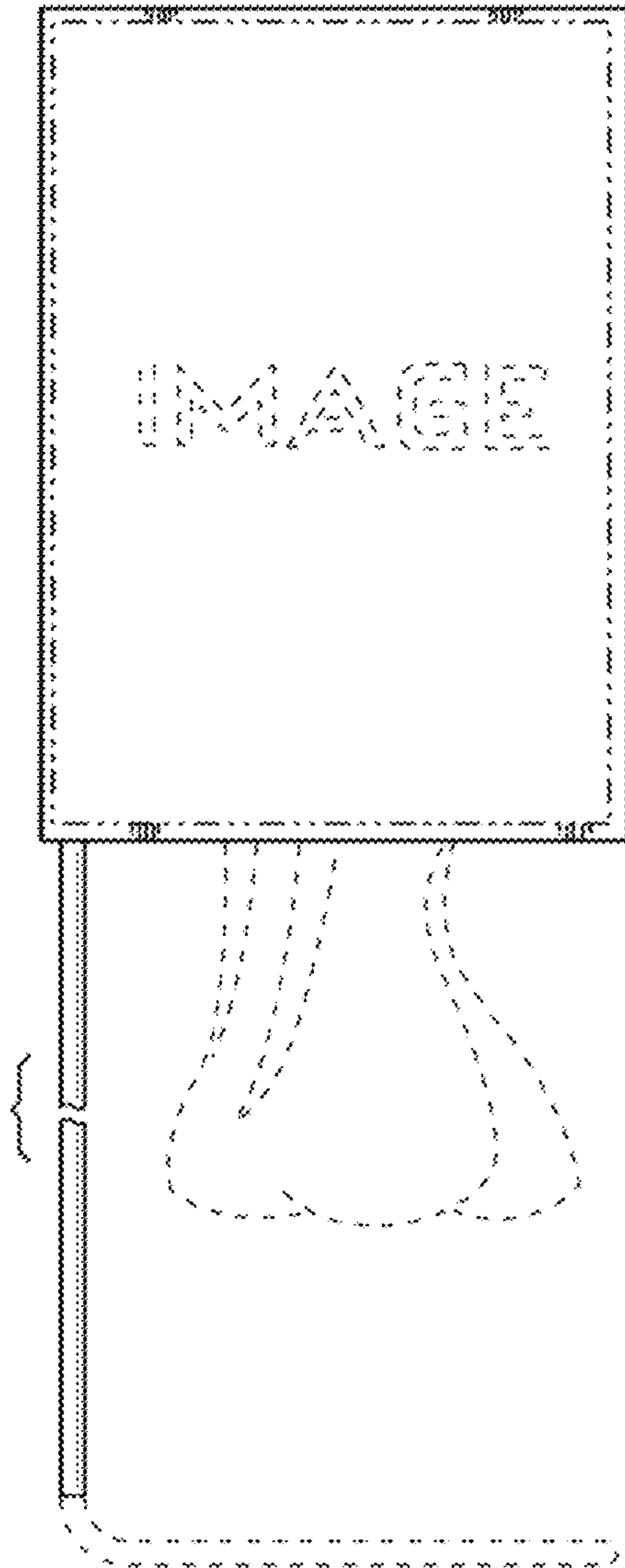


Fig. 4




Fig. 5

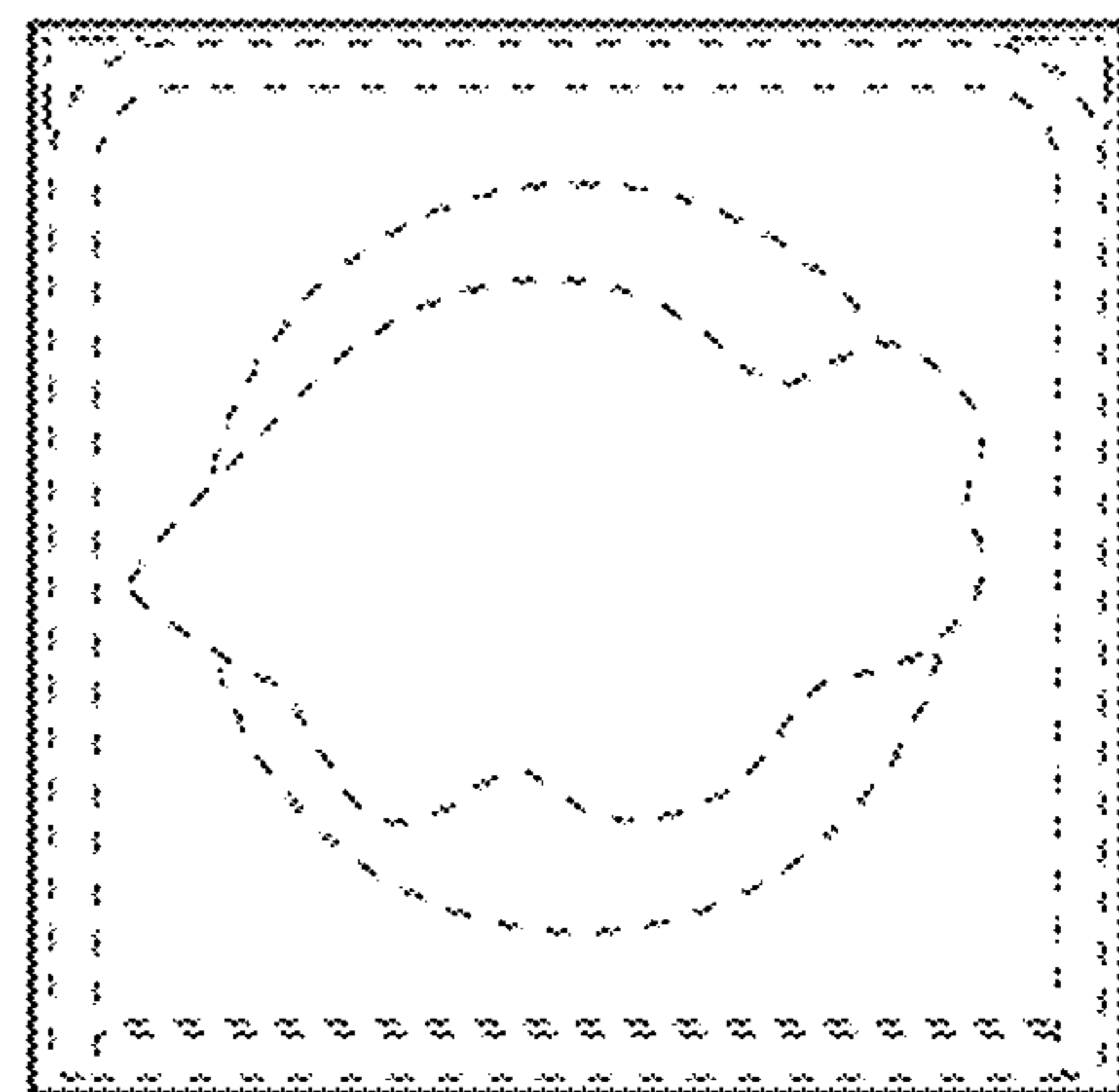


Fig. 6

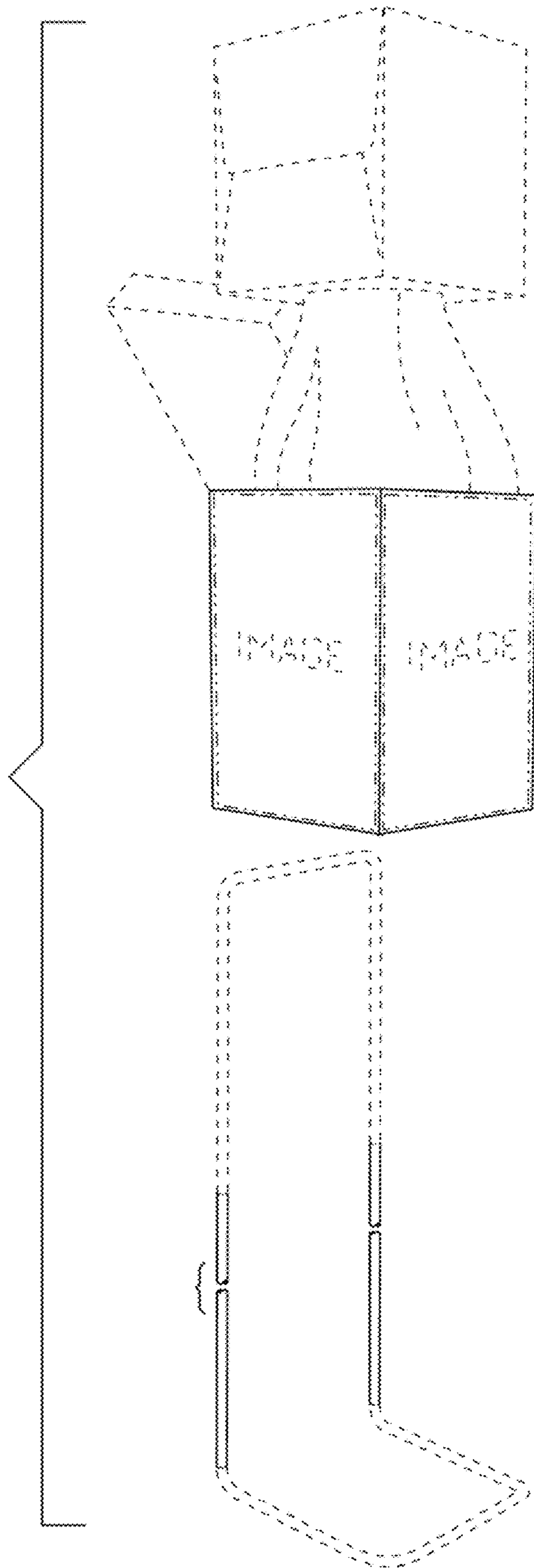


Fig. 7