



US00D871229S

(12) **United States Design Patent** (10) **Patent No.:** **US D871,229 S**
Mefford (45) **Date of Patent:** **** Dec. 31, 2019**

(54) **CONTAINER**
(71) Applicant: **Kao USA Inc.**, Cincinnati, OH (US)
(72) Inventor: **David Mefford**, Union Township, OH (US)
(73) Assignee: **Kao USA Inc.**, Cincinnati, OH (US)
(**) Term: **15 Years**
(21) Appl. No.: **29/593,235**
(22) Filed: **Feb. 7, 2017**
(51) **LOC (12) Cl.** **09-01**
(52) **U.S. Cl.**
USPC **D9/682; D9/516**
(58) **Field of Classification Search**
USPC D9/600-681, 682-694, 715-722, D9/723-729, 730-736, 737-762, D9/763-783, 695-699, 516-575, D9/414-419, 420-429, 434; D28/4, D28/76-91.1; D5/7, 8, 53; D7/387, 393, D7/395, 396.1, 396.2, 396.4, 396.5, D7/401.1, 401.2; D8/DIG. 4-DIG. 8
CPC B65D 1/0223; B65D 1/40; B65D 23/102; B65D 2203/00; B65D 2501/0009; B65D 2501/0018; B65D 2501/0027; B65D 2501/0036; B65D 2501/0081
See application file for complete search history.

D423,367 S * 4/2000 Richiger D9/542
D442,854 S * 5/2001 Weber D9/542
D451,377 S * 12/2001 Johnson D9/539
D465,385 S * 11/2002 Miller D7/523
D467,173 S * 12/2002 Krause D9/434
D474,409 S * 5/2003 Klee D9/538
6,752,284 B1 * 6/2004 Akiyama B65D 1/0223
215/373
D542,666 S * 5/2007 Trude D9/551
D559,550 S * 1/2008 Saitoh D5/27
D582,777 S * 12/2008 Mansau D9/529
D631,363 S * 1/2011 Herstol D9/516
D632,435 S * 2/2011 Lai D28/83
D660,161 S * 5/2012 Braun D9/516
D675,531 S * 2/2013 Crowe D9/538
D686,082 S * 7/2013 Pierre D9/646
D723,868 S * 3/2015 Hertaus D7/399
D761,623 S * 7/2016 Leimone D7/507
D798,161 S * 9/2017 Bayani D9/563
D801,820 S * 11/2017 Mefford D9/558
D822,496 S * 7/2018 Jno-Charles D9/552
D832,107 S * 10/2018 Ruthe-Steinsiek D9/521

(Continued)

Primary Examiner — Catherine A Tuttle
(74) *Attorney, Agent, or Firm* — Oblon, McClelland, Maier & Neustadt, L.L.P.

(57) **CLAIM**

The ornamental design for a container, as shown and described.

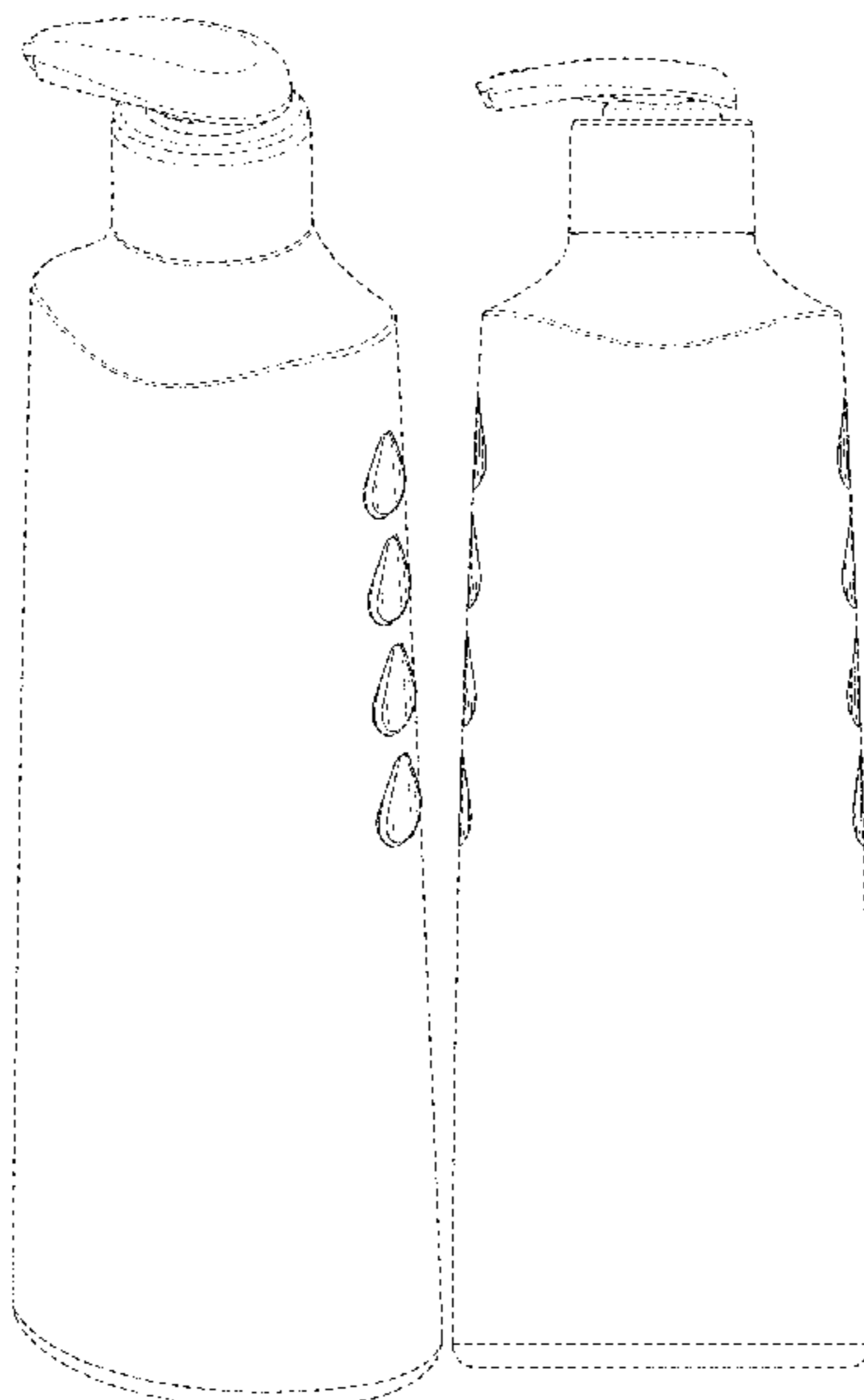
DESCRIPTION

FIG. 1 is a front, left side, overhead perspective view of the container embodying my new design;
FIG. 2 is a front elevational view thereof;
FIG. 3 is a rear elevational view thereof;
FIG. 4 is right side elevational view thereof;
FIG. 5 is a left side elevational view thereof; and,
FIG. 6 is a top plan view thereof.
The broken lines in the drawings represent the portions of the container that form no part of the claimed design.

1 Claim, 5 Drawing Sheets

(56) **References Cited**
U.S. PATENT DOCUMENTS

D190,685 S * 6/1961 Roskam D9/732
D284,550 S * 7/1986 Parrack D9/538
D305,991 S * 2/1990 Zoller D9/575
D356,248 S * 3/1995 Wilkinson D9/690
D362,626 S * 9/1995 Rossi D9/529
D389,744 S * 1/1998 Noe D9/542
D401,153 S * 11/1998 Lin D9/504



(56)

References Cited

U.S. PATENT DOCUMENTS

D833,882 S * 11/2018 Le Luherne D9/600
2010/0072166 A1* 3/2010 Dickie B65D 1/0292
215/382
2017/0334628 A1* 11/2017 Bangi B65D 1/0223

* cited by examiner

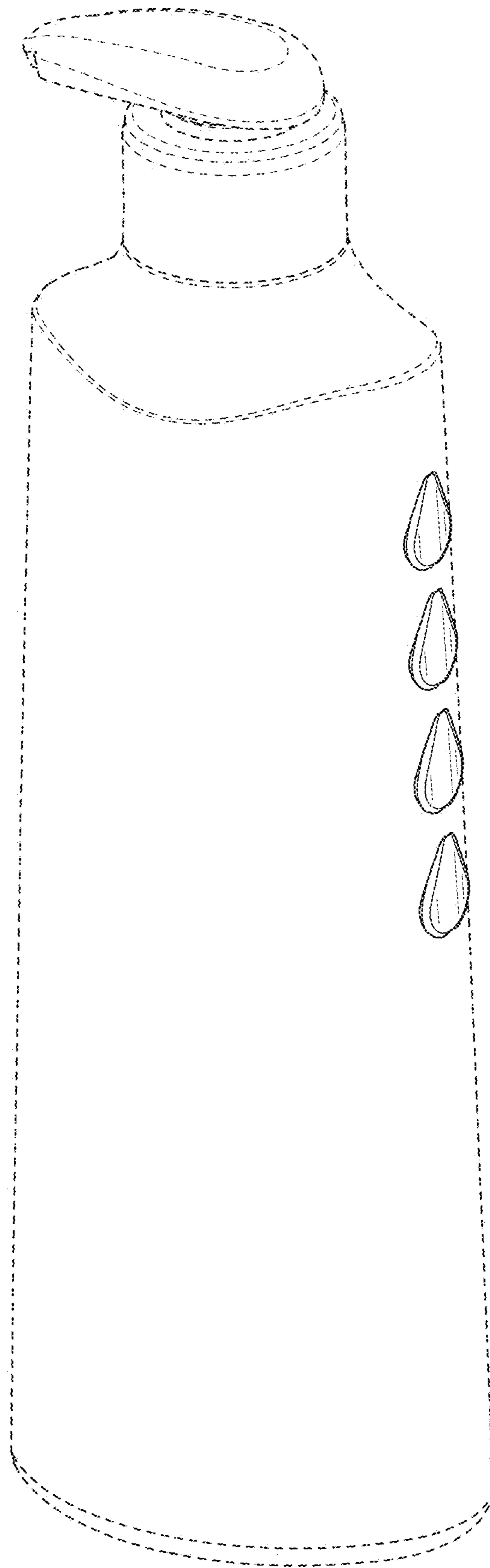


FIG. 1

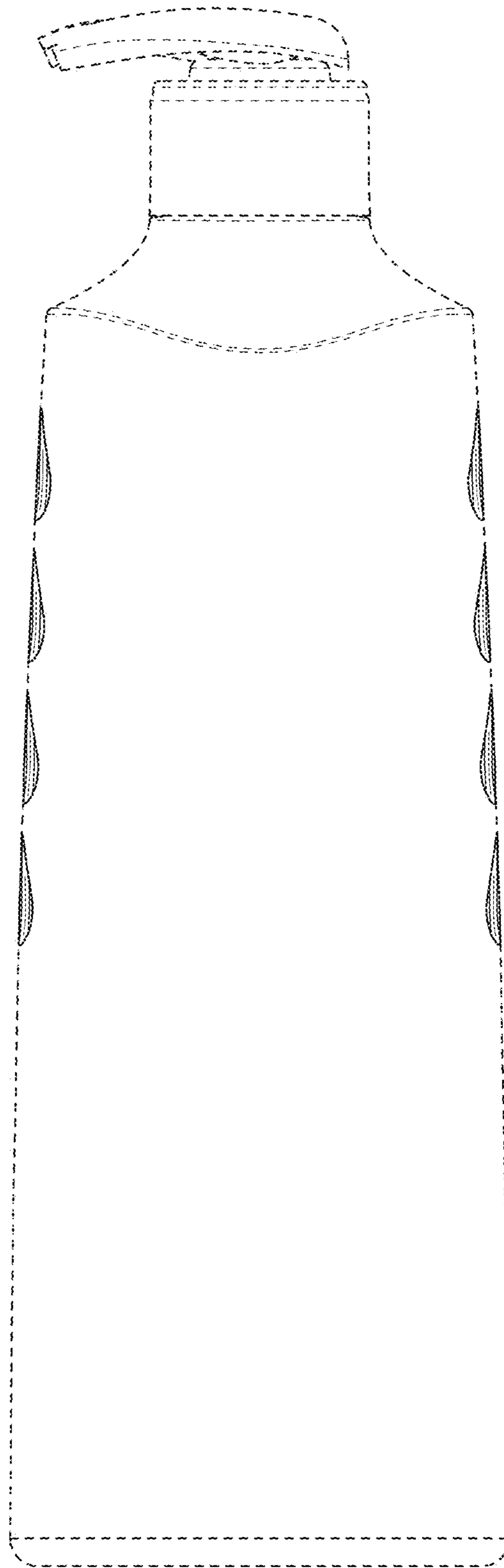


FIG. 2

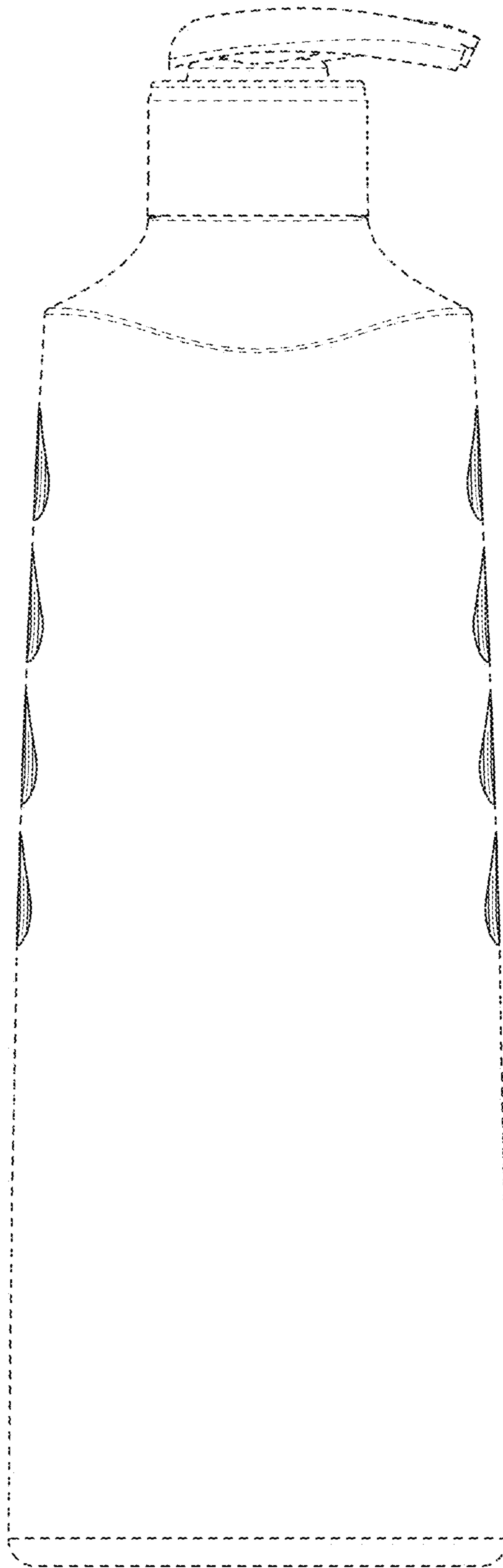


FIG. 3

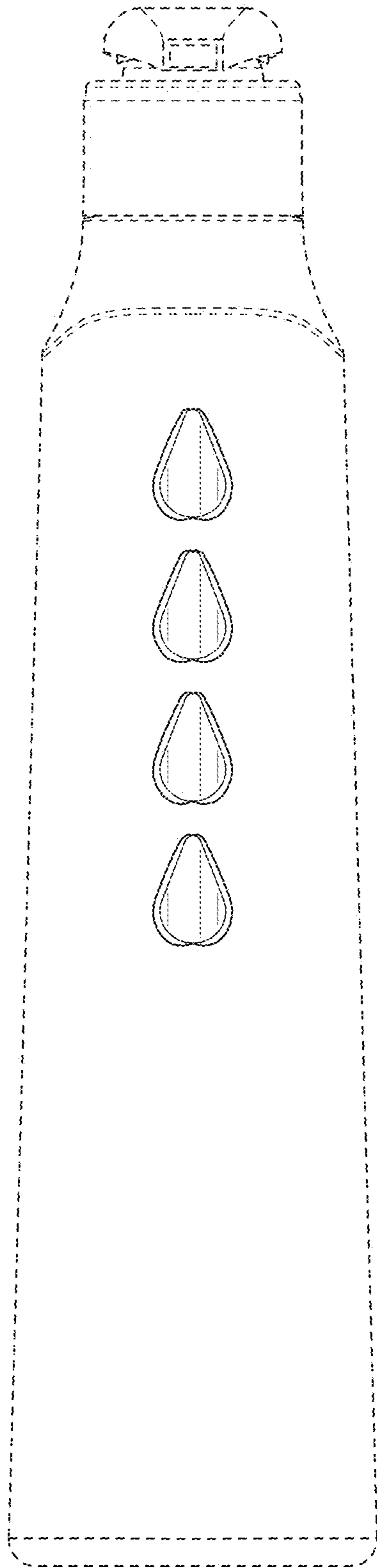


FIG. 4

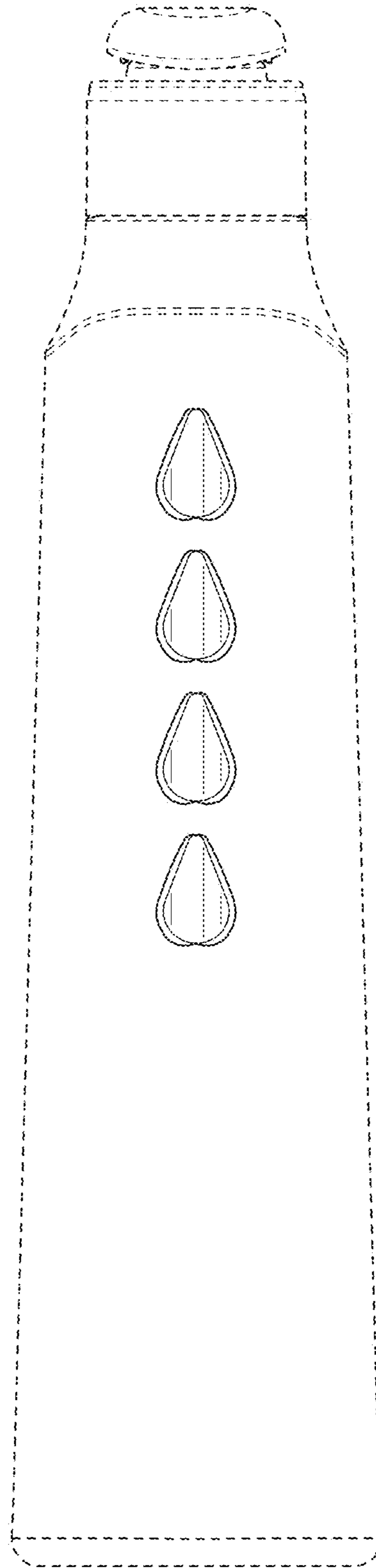


FIG. 5

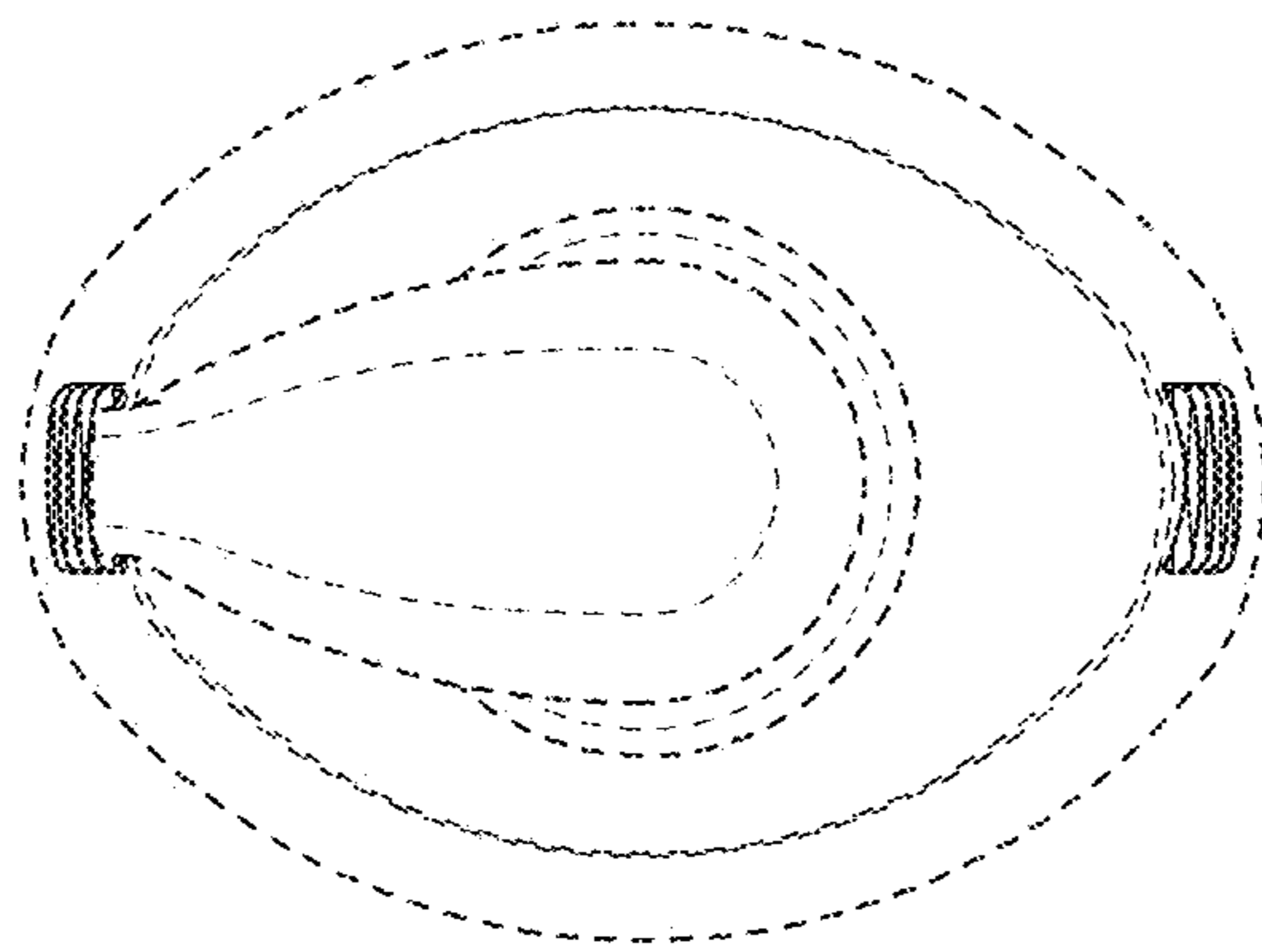


FIG. 6