



US00D871224S

(12) **United States Design Patent**
Dabrowski et al.

(10) **Patent No.:** **US D871,224 S**

(45) **Date of Patent:** **** Dec. 31, 2019**

(54) **BOTTLE**

(71) Applicant: **Société des Produits Nestlé S.A.**,
Vevey (CH)

(72) Inventors: **Nicolas Dabrowski**, Vittel (FR);
Johannes Zimmer, Vittel (FR); **Lucas**
Gaino Albiero, Vittel (FR)

(73) Assignee: **Société des Produits Nestlé S.A.**,
Vevey (CH)

(**) Term: **15 Years**

(21) Appl. No.: **29/690,321**

(22) Filed: **May 7, 2019**

(51) **LOC (12) Cl.** **09-01**

(52) **U.S. Cl.**
USPC **D9/538; D9/550; D9/552; D9/556;**
D9/557

(58) **Field of Classification Search**
USPC **D9/434, 516, 530, 537-541, 549, 550,**
D9/552, 556-558, 575, 715, 719
CPC **B65D 1/00; B65D 1/02; B65D 1/0223;**
B65D 1/44; B65D 23/00; B65D 23/102;
B65D 2501/00; B65D 2501/0009; B65D
2501/0018; B65D 2501/0036
See application file for complete search history.

(56) **References Cited**

U.S. PATENT DOCUMENTS

D66,329 S * 12/1924 McBroom D9/538
D522,873 S * 6/2006 Forget D9/552
D576,497 S * 9/2008 Ozer D9/556
D581,799 S * 12/2008 Bourne D9/520

D582,779 S * 12/2008 Bourne D9/520
D582,780 S * 12/2008 Bourne D9/520
D602,783 S * 10/2009 Lepoitevin D9/520
D603,268 S * 11/2009 Bourne D9/520
D603,709 S * 11/2009 Lepoitevin D9/520
D609,105 S * 2/2010 Tiefenback D9/538
D623,067 S * 9/2010 Lovelace, Jr. D9/538
D664,438 S * 7/2012 Barel D9/538
D741,186 S * 10/2015 Didier D9/538
D757,556 S * 5/2016 Lesueur D9/520
D789,207 S * 6/2017 Peacock D9/552
D826,059 S * 8/2018 Naveau D9/538
D830,183 S * 10/2018 James D9/552
D830,184 S * 10/2018 James D9/552
D830,185 S * 10/2018 James D9/552

* cited by examiner

Primary Examiner — Dana Meyrow

(74) *Attorney, Agent, or Firm* — Finnegan, Henderson,
Farabow, Garrett & Dunner LLP

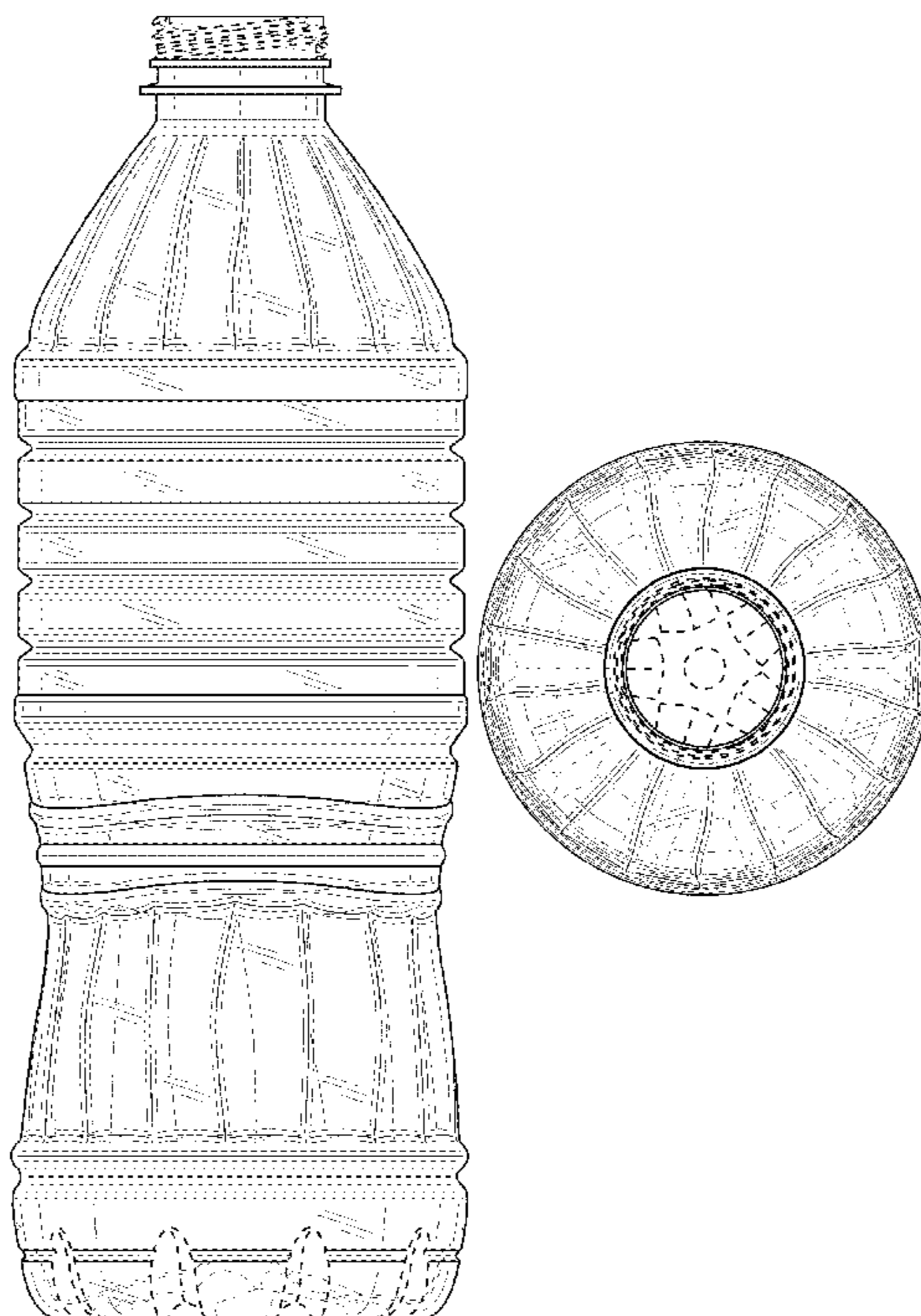
(57) **CLAIM**

The ornamental design for a bottle, as shown and described.

DESCRIPTION

FIG. 1 is a top, front perspective view of a bottle showing our new design;
FIG. 2 is a front elevation view thereof;
FIG. 3 is a rear elevation view thereof;
FIG. 4 is a left side view thereof;
FIG. 5 is a right side view thereof;
FIG. 6 is a top plan view thereof; and,
FIG. 7 is a bottom plan view thereof.
The broken lines of even length illustrate the portions of the design that form no part of the claimed design.

1 Claim, 7 Drawing Sheets



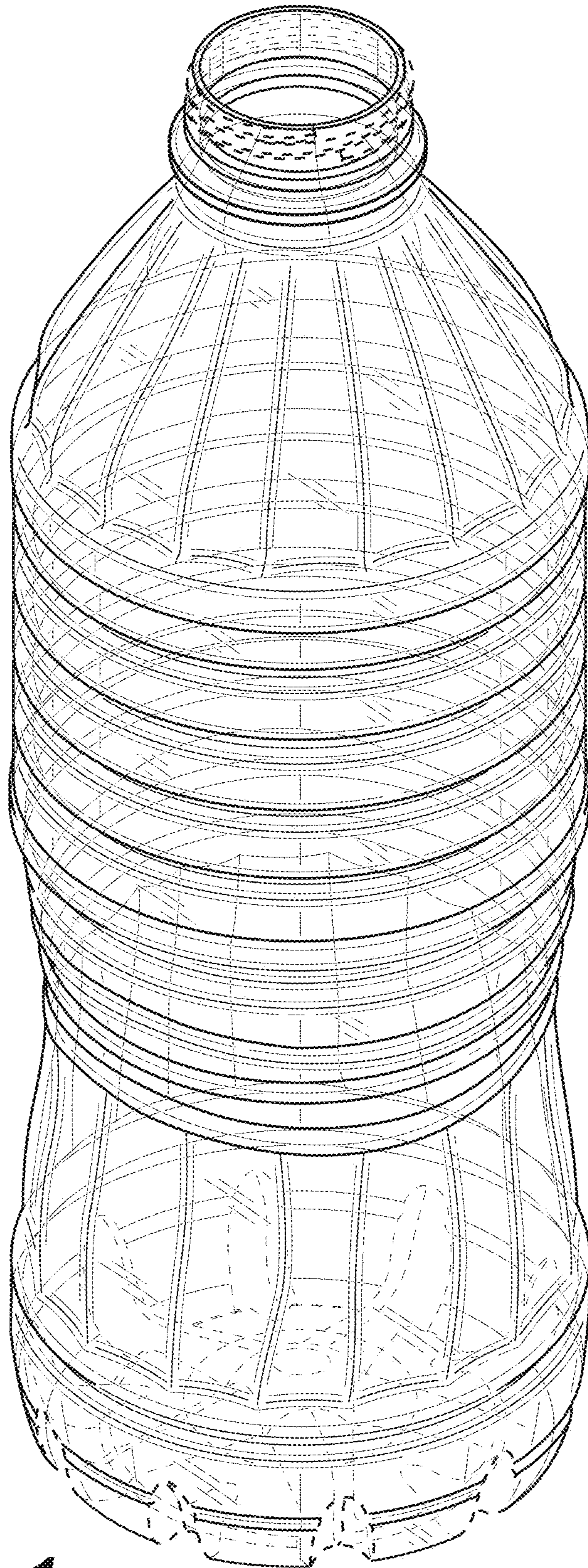


FIG. 1

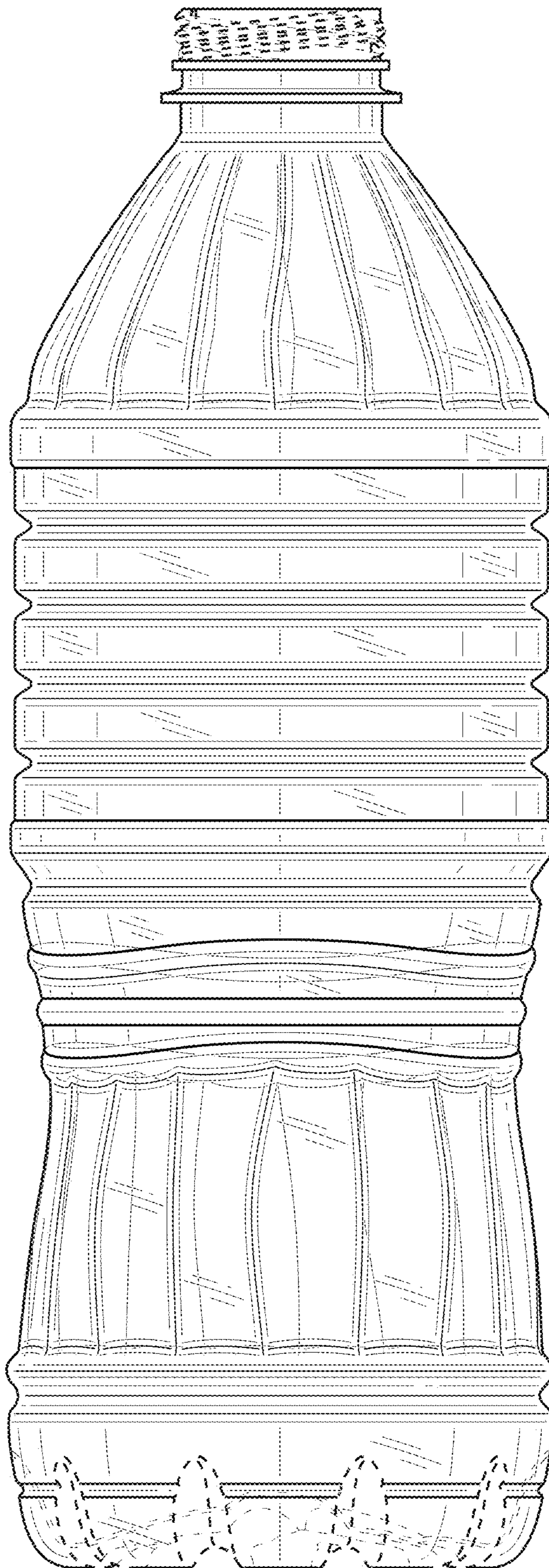


FIG. 2

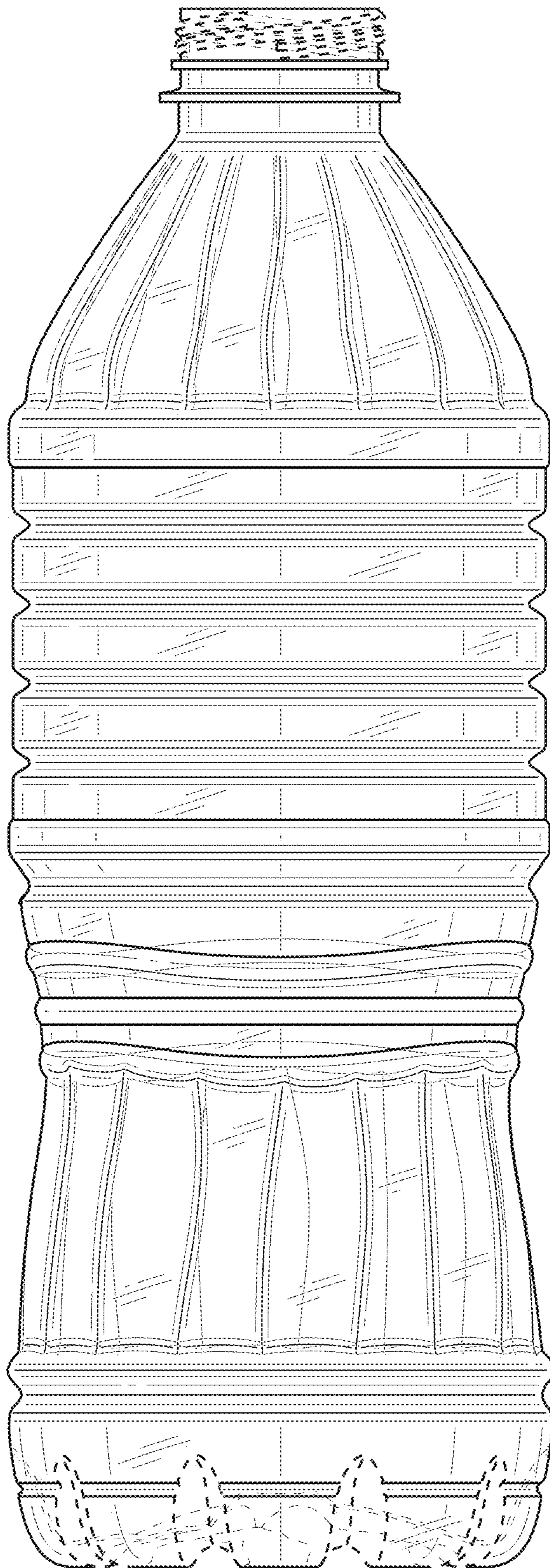


FIG. 3

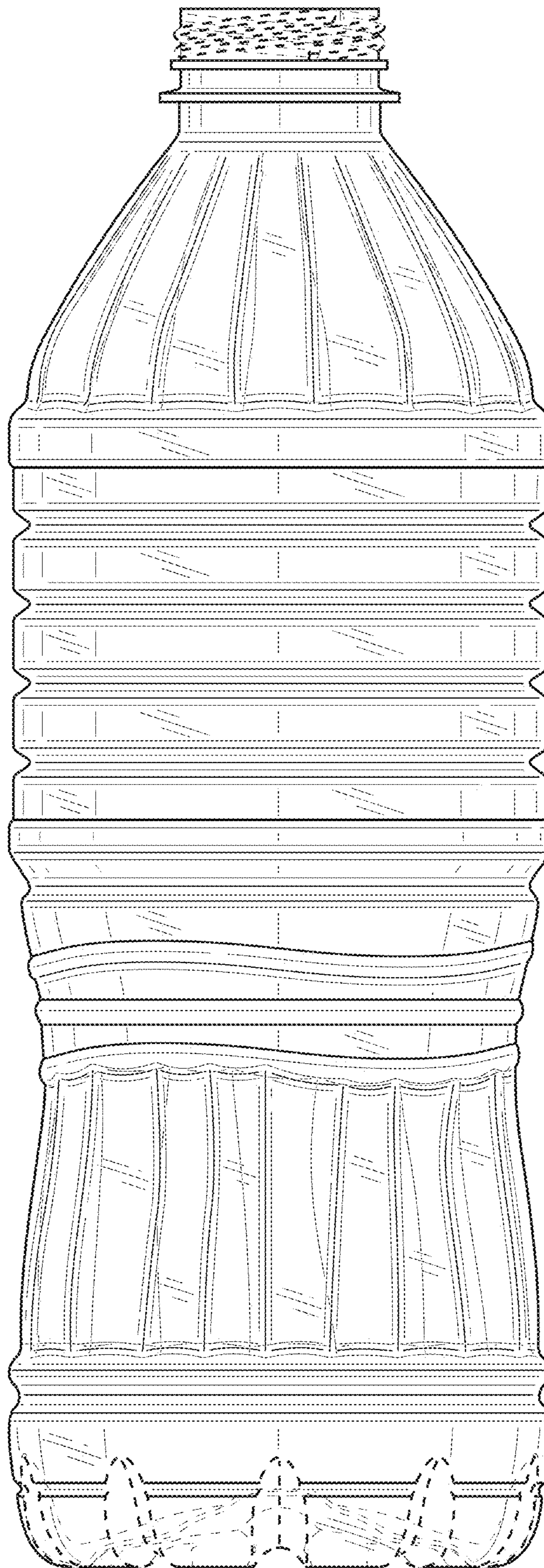


FIG. 4

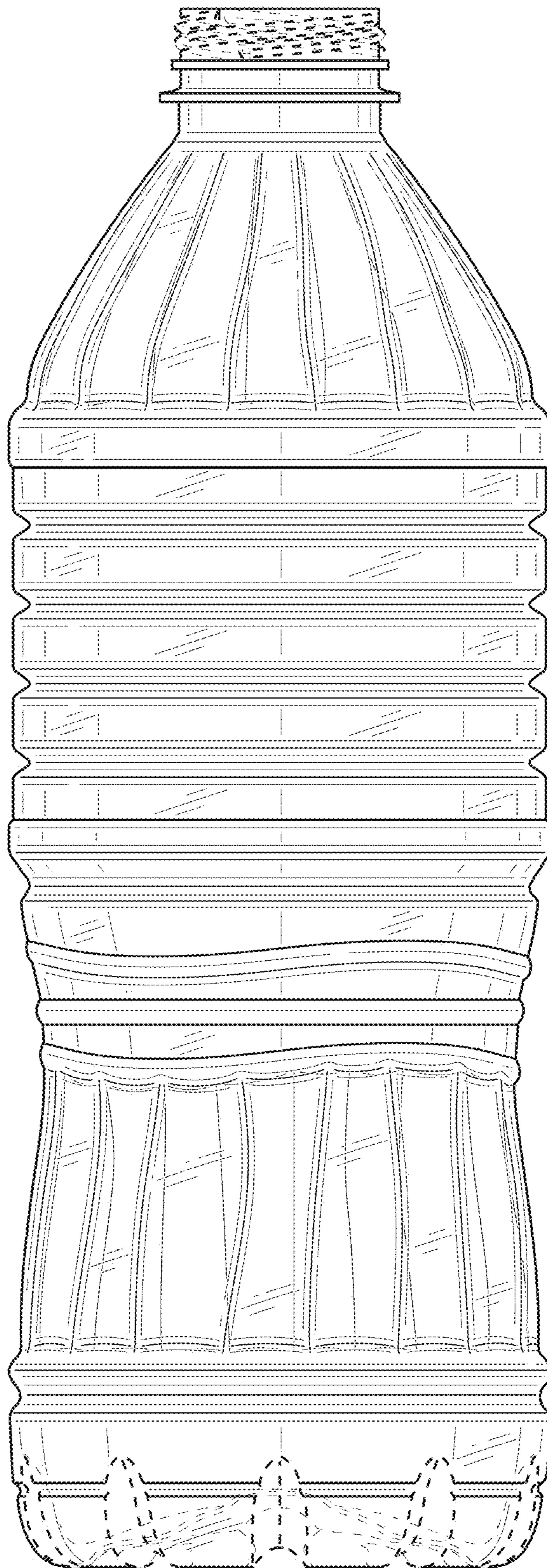


FIG. 5

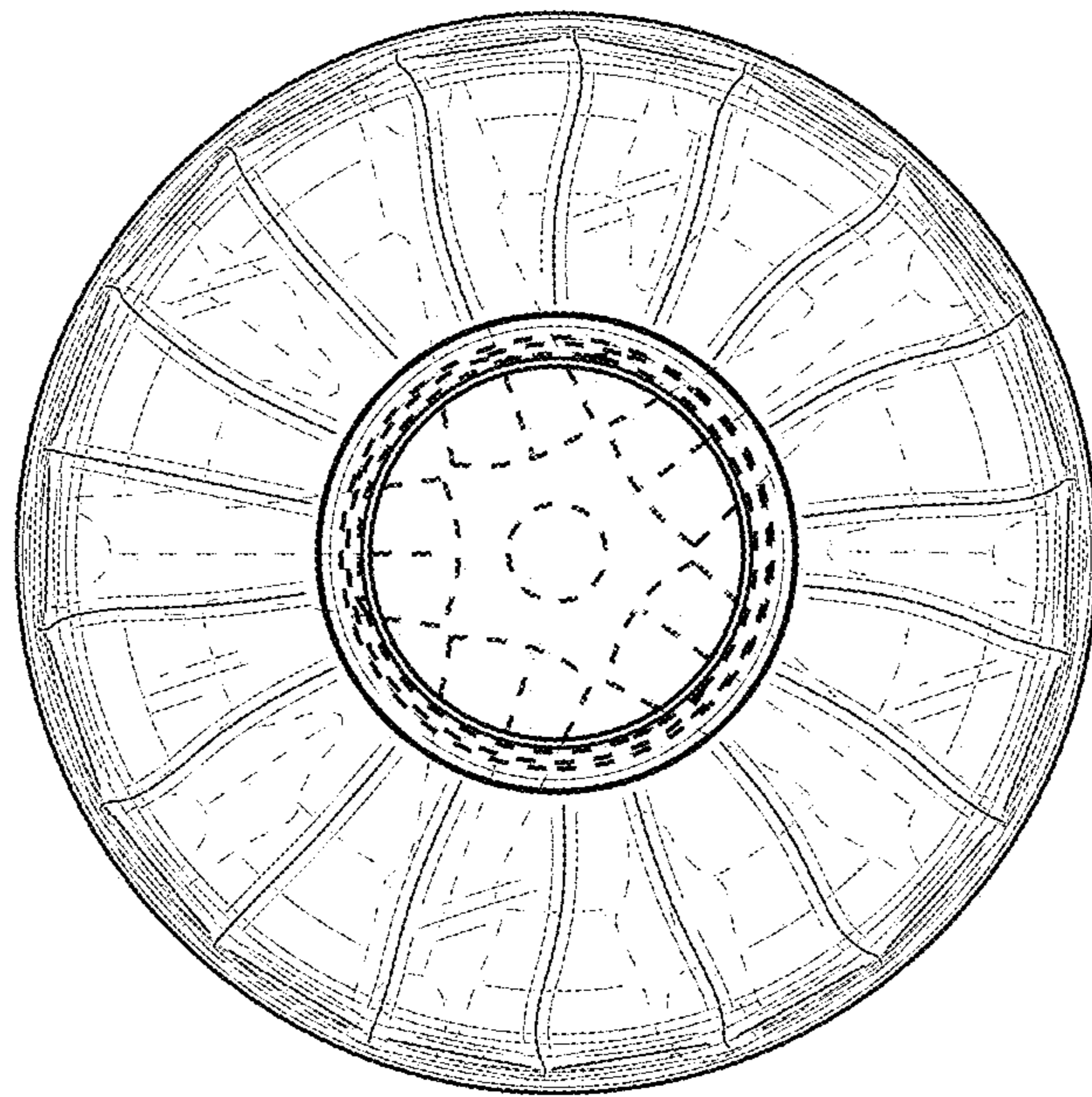


FIG. 6

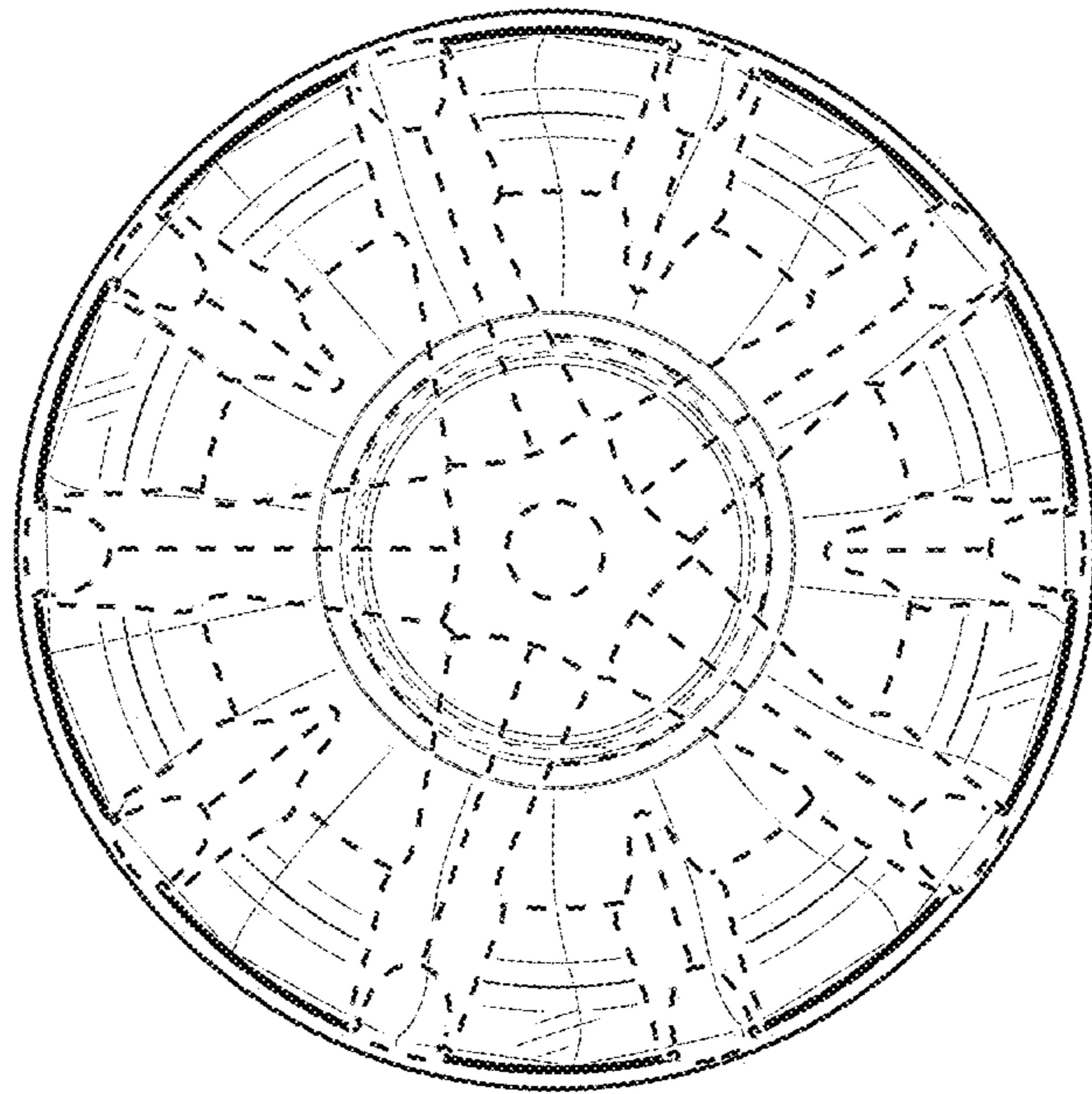


FIG. 7