



US00D871213S

(12) **United States Design Patent** (10) **Patent No.:** **US D871,213 S**
Cram et al. (45) **Date of Patent:** **** Dec. 31, 2019**

(54) **CORNER PACKING ELEMENT**

(71) Applicant: **Rational Packaging LLC**, Dandridge, TN (US)
(72) Inventors: **Joel W. Cram**, Ooltewah, TN (US); **Samuel C. Voorhees**, Louisville, KY (US)
(73) Assignee: **RATIONAL PACKAGING LLC**, Dandridge, TN (US)
(**) Term: **15 Years**

(21) Appl. No.: **29/593,144**
(22) Filed: **Feb. 6, 2017**
(51) **LOC (12) Cl.** **09-07**
(52) **U.S. Cl.**
USPC **D9/456**

(58) **Field of Classification Search**
USPC D3/304, 318, 319; D7/387, 388, 391, D7/392.1, 396.1, 396.6, 403, 409, 504, D7/511, 550.1, 553.1, 553.2, 566, 568, D7/601, 602, 614, 615, 629, 701, 703, D7/707, 708; D9/414, 416, 424, 425, D9/426, 427, 428, 430, 432, 433, 434, D9/435, 436, 456, 601, 602, 701, 703, D9/707, 708, 715, 721, 732, 736, 756, D9/761; D19/34.1, 34.2, 34.4, 75, 96, D19/97; D25/119, 120, 121, 122, 123, D25/126, 129, 138, 142; D6/300; D20/43, 44
CPC B65B 11/045; B65B 31/028; B65D 91/04; B65D 81/02; B65D 81/054; B65D 71/04; B65D 5/04; B65D 5/105; B65D 5/5035;

(56) **References Cited**
U.S. PATENT DOCUMENTS

D300,663 S * 4/1989 Liao D25/119
D351,668 S * 10/1994 Lim D25/121
D374,621 S * 10/1996 Salazar, Jr. D9/434
(Continued)

OTHER PUBLICATIONS

Black and Yellow PVC Round Corner Protector: Site Visited [Mar. 31, 2019]. Available from Internet URL: <https://www.indiamart.com/proddetail/round-corner-protector-6644761297.html>.
(Continued)

Primary Examiner — Jennifer Rivard
Assistant Examiner — Catherine S Posthauer
(74) *Attorney, Agent, or Firm* — Shaddock Law Group, PC

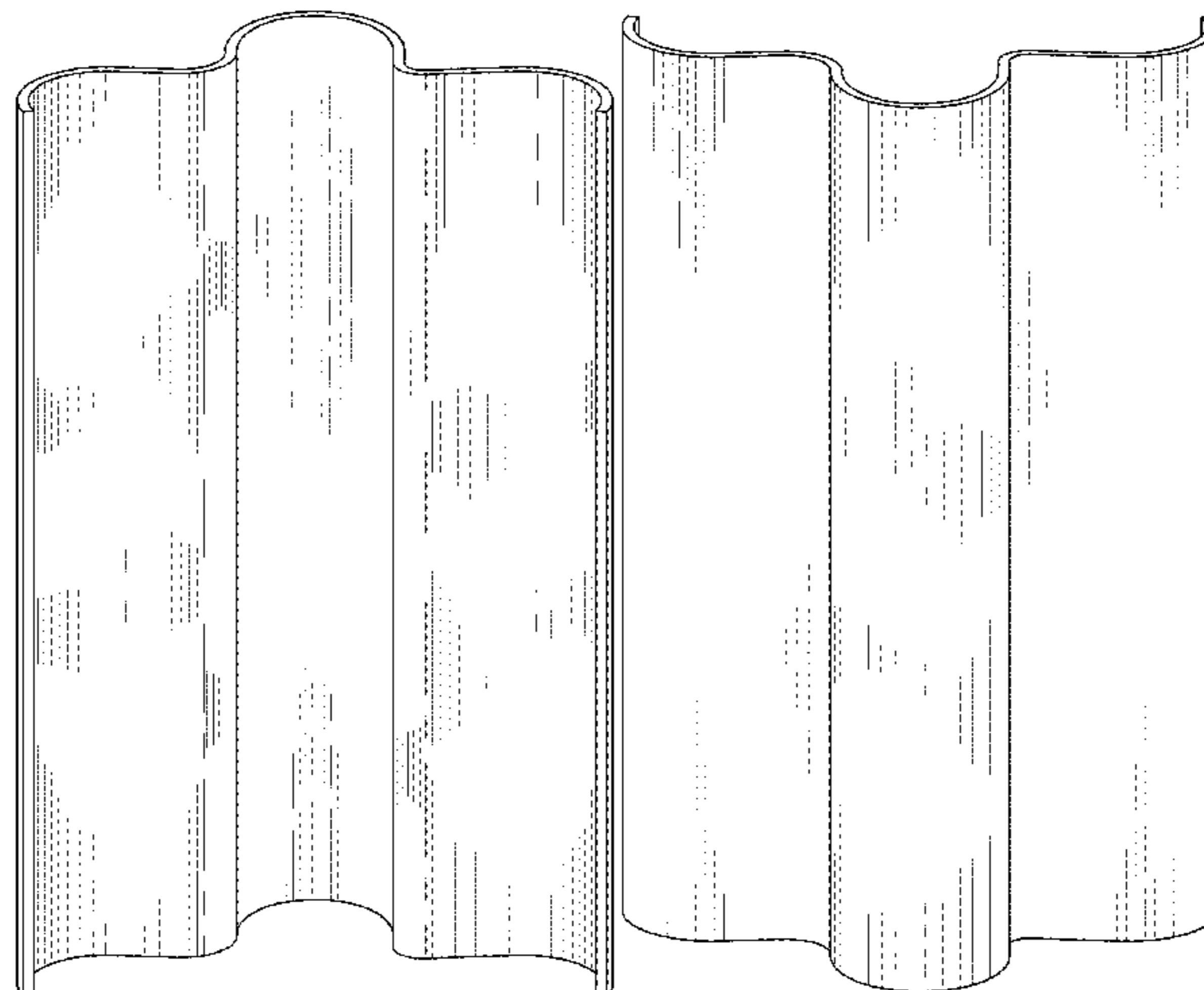
(57) **CLAIM**

The ornamental design for a corner packing element, as shown and described.

DESCRIPTION

FIG. 1 is an upper perspective view of an exemplary embodiment of a corner packing element, showing my new design;
FIG. 2 is a lower perspective view thereof;
FIG. 3 is a front perspective view thereof;
FIG. 4 is a rear perspective view thereof;
FIG. 5 is a rear view thereof;
FIG. 6 is a front view thereof;
FIG. 7 is a left side view thereof;
FIG. 8 is a right side view thereof;
FIG. 9 is a top view thereof;
FIG. 10 is a bottom view thereof;
FIG. 11 is an upper perspective view thereof, shown in a position of use with an exemplary corner packing element;
FIG. 12 is a left side view thereof, the right side view being a mirror image thereof;
FIG. 13 is a top view thereof; and,
FIG. 14 is a bottom view thereof.
The broken lines are shown for the purpose of illustrating environmental subject matter of an exemplary corner packing element and form no part of the claim.

1 Claim, 11 Drawing Sheets



(58) **Field of Classification Search**
 CPC B65D 5/0004; B65D 5/4212; B65D 5/503;
 E04F 19/02; E05F 5/06; A47G 19/30
 See application file for complete search history.

(56) **References Cited**

U.S. PATENT DOCUMENTS

D436,036	S	*	1/2001	Manseau	D9/434
D462,266	S	*	9/2002	Gittins	D9/430
D489,464	S	*	5/2004	Barnett	D25/119
D498,054	S	*	11/2004	Moon	D3/318
D525,091	S	*	7/2006	Baxter	D7/701
D549,849	S	*	8/2007	Koeda	D25/119
D626,839	S	*	11/2010	Gross	D25/119
D641,243	S	*	7/2011	Golias	D9/456
D659,195	S	*	5/2012	Boltz	D20/43
D666,002	S	*	8/2012	Lai	D3/318
D670,560	S	*	11/2012	Amend	D9/456
D671,407	S	*	11/2012	Fay	D9/434
D681,337	S	*	5/2013	Wu	D3/318
D689,205	S	*	9/2013	Guertin	D25/121

D724,844	S	*	3/2015	Julien	D3/318
D738,535	S	*	9/2015	Bucarizza	D25/121
D738,538	S	*	9/2015	Lillejord	D25/138
D757,961	S	*	5/2016	Zorzi	D25/119
D780,540	S	*	3/2017	Koziol	D7/701
2010/0000906	A1	*	1/2010	Muyskens	B65D 5/5033 206/586
2010/0187153	A1	*	7/2010	Simms	B65D 81/054 206/586
2015/0014334	A1	*	1/2015	Baker	B65D 81/054 220/655
2018/0086532	A1	*	3/2018	Belanger	B65D 81/053

OTHER PUBLICATIONS

Bull Nose Corner Guard: Site Visited [Mar. 31, 2019]. Available from Internet URL: <https://www.grainger.com/product/GRAINGER-APPROVED-Bull-Nose-Corner-Guard-6YDC5>.*

Wave Packaging: Site Visited [Mar. 31, 2019]. Availalbe from Internet URL: <https://www.rationalpackaging.com/>.*

* cited by examiner

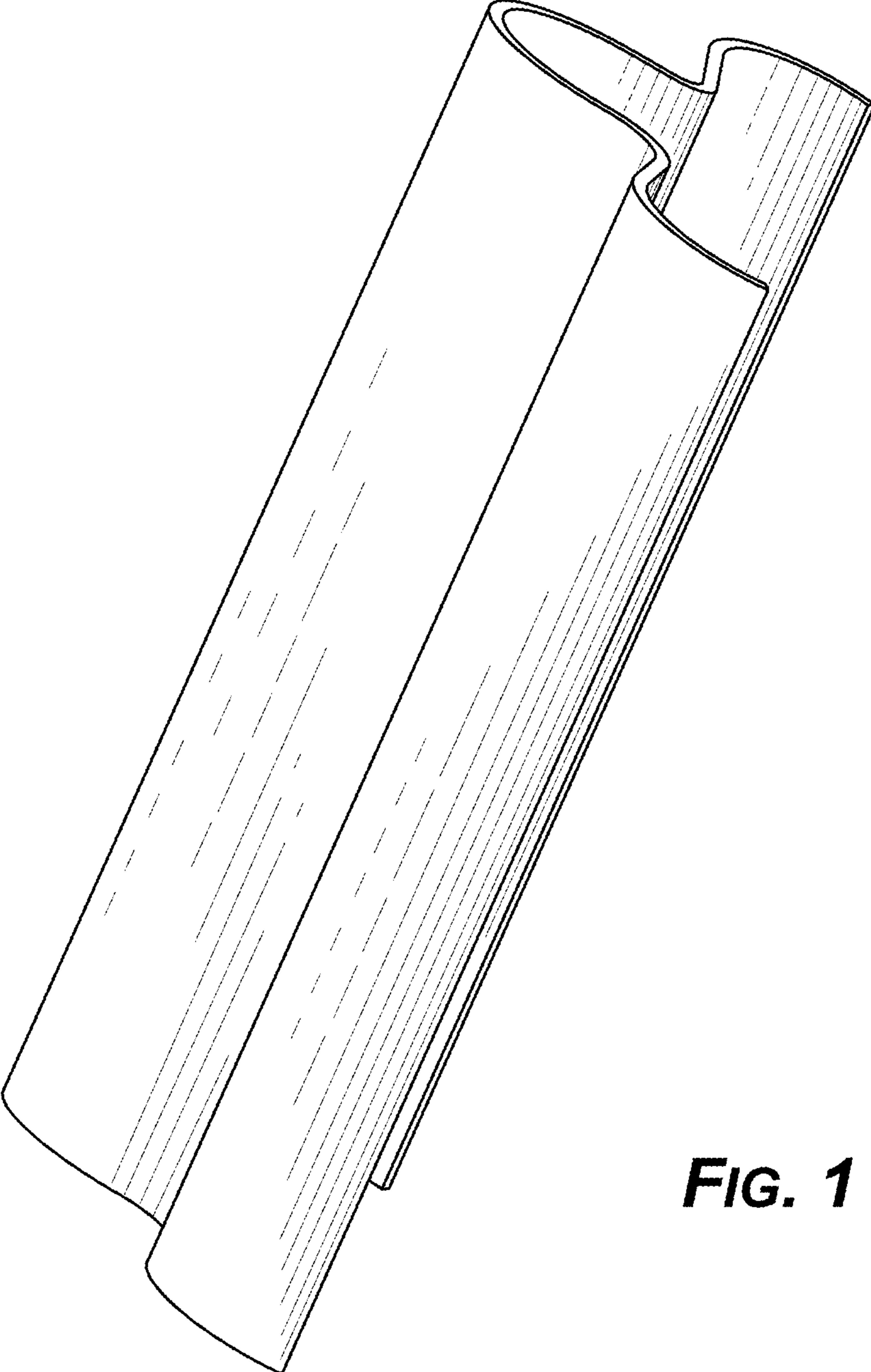


FIG. 1

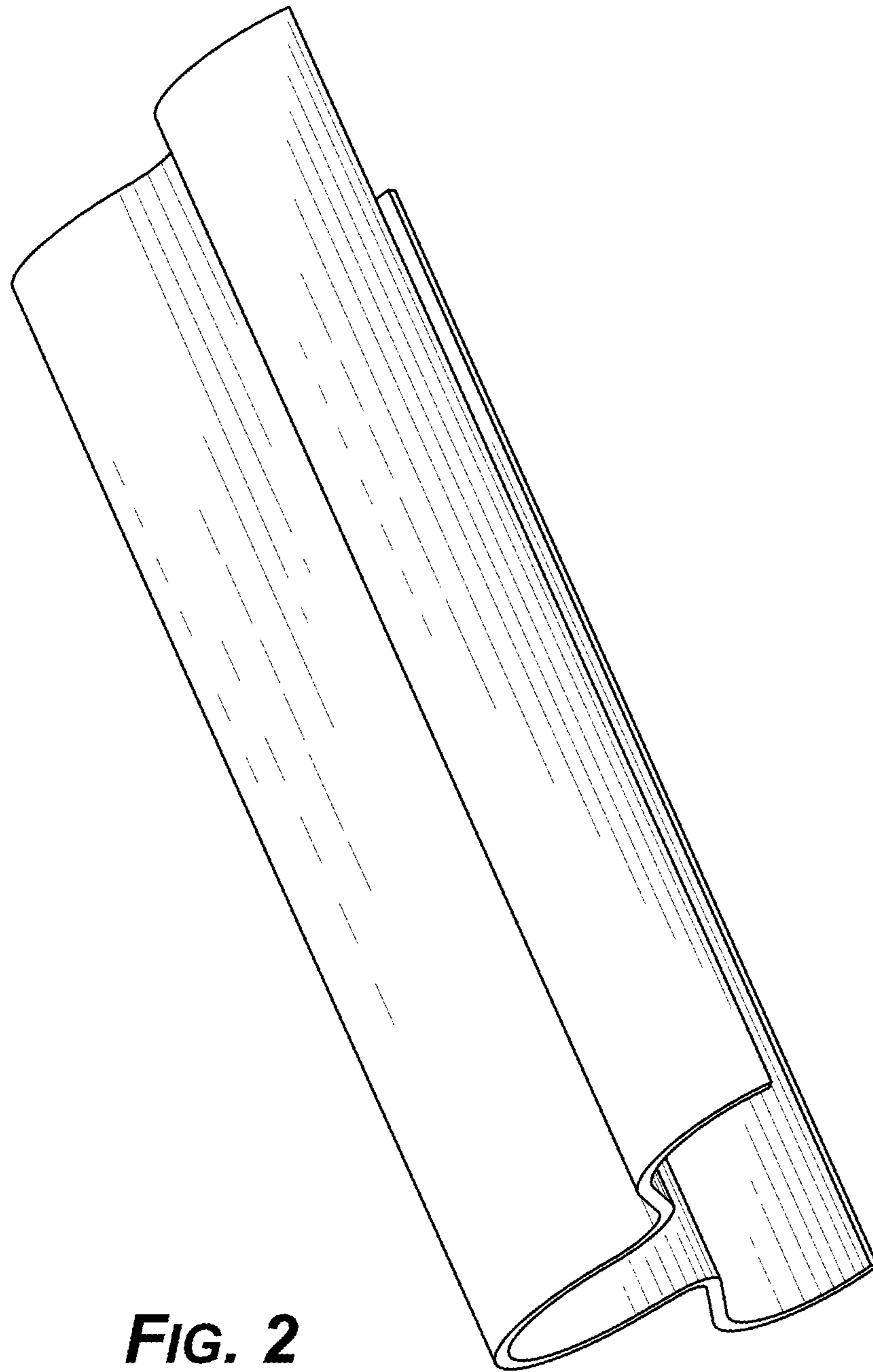


FIG. 2

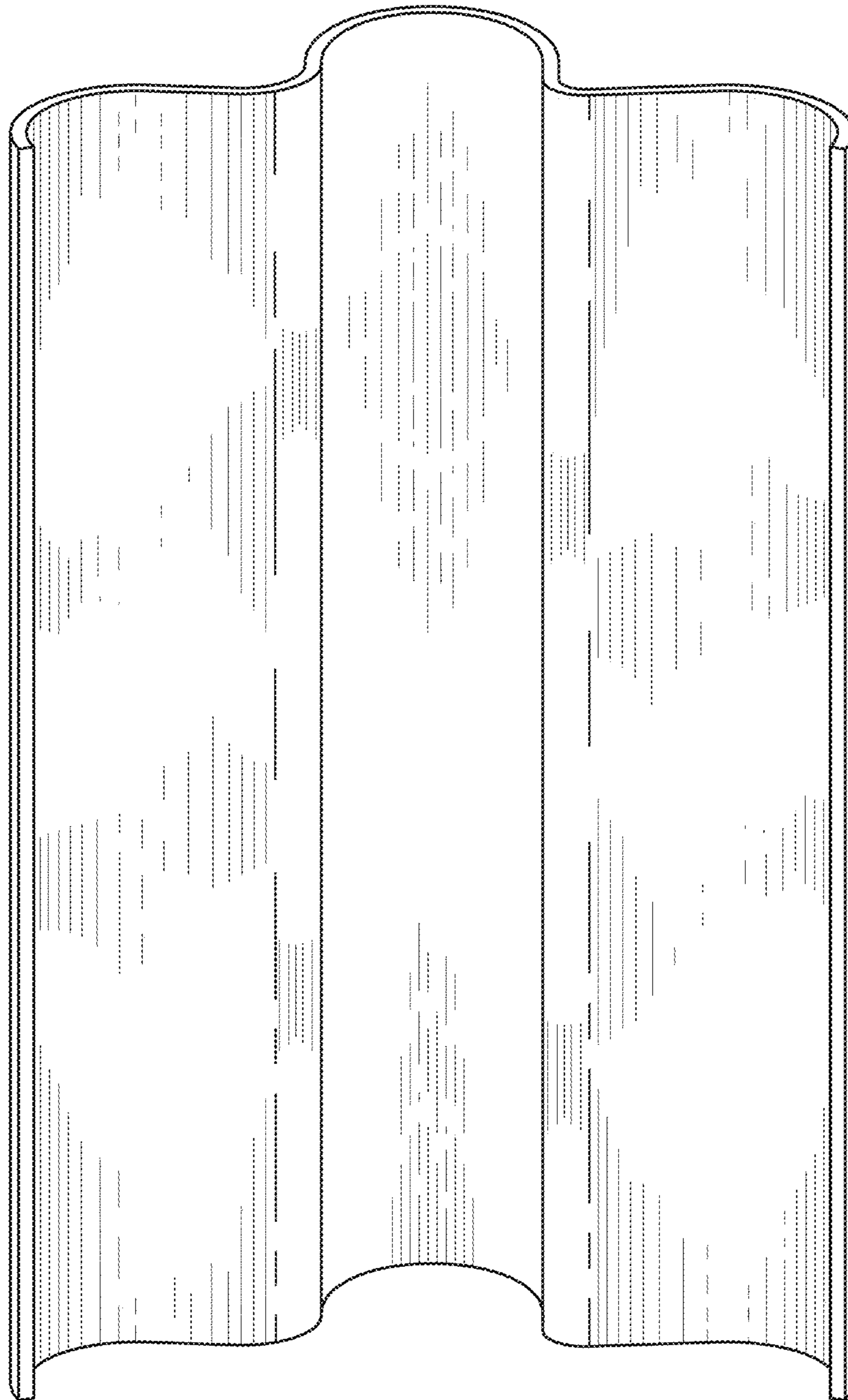


FIG. 3

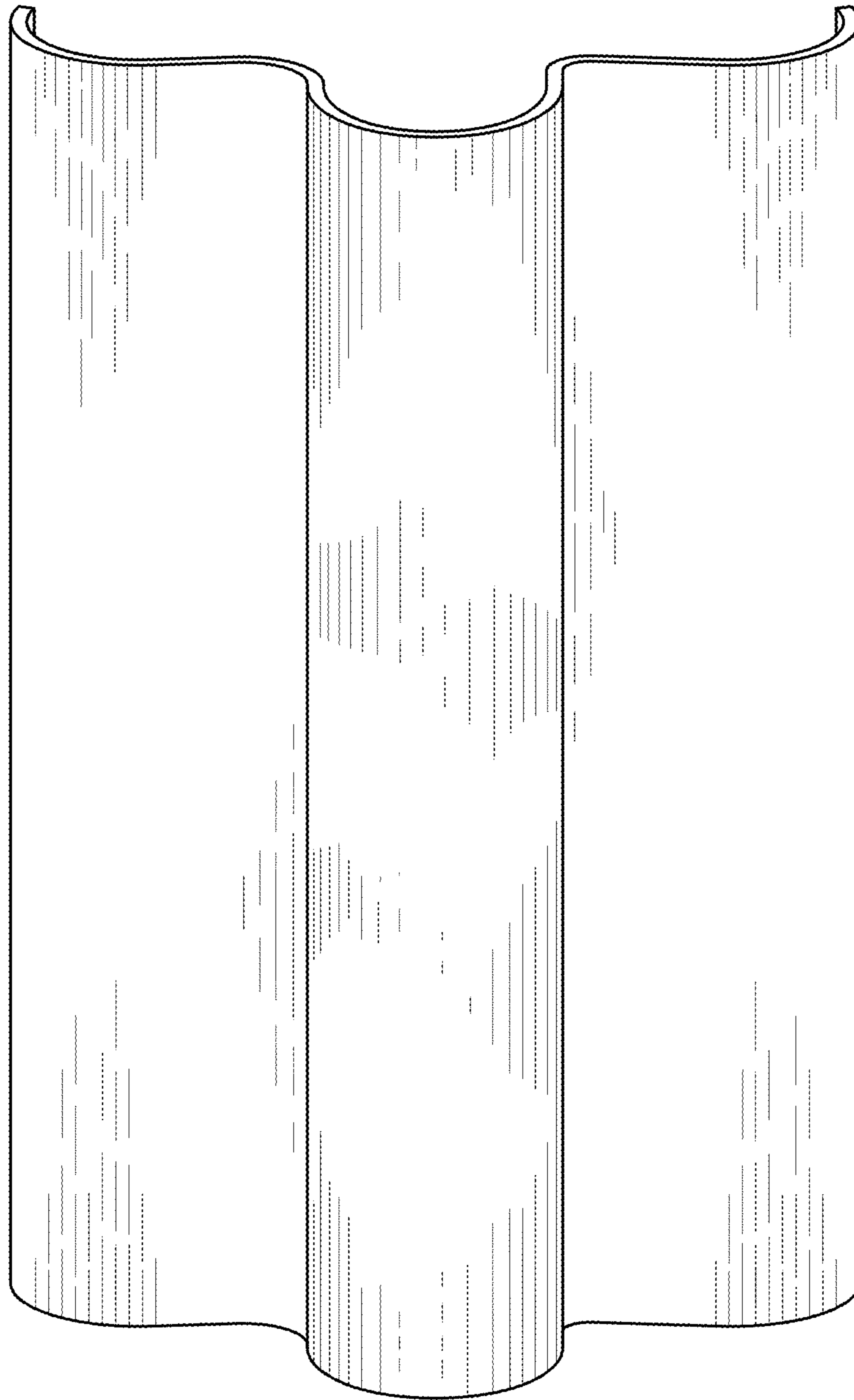


FIG. 4

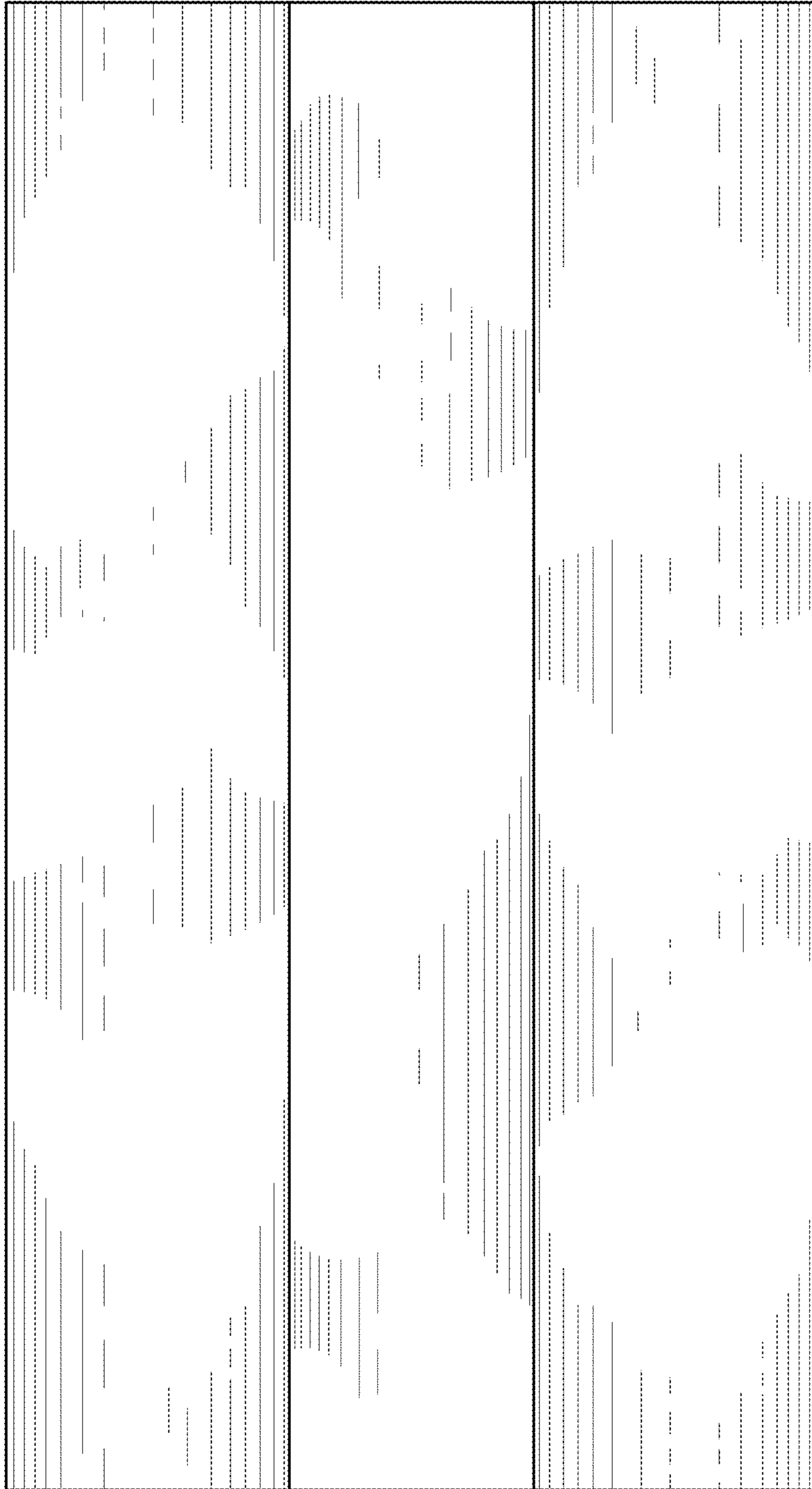


FIG. 5

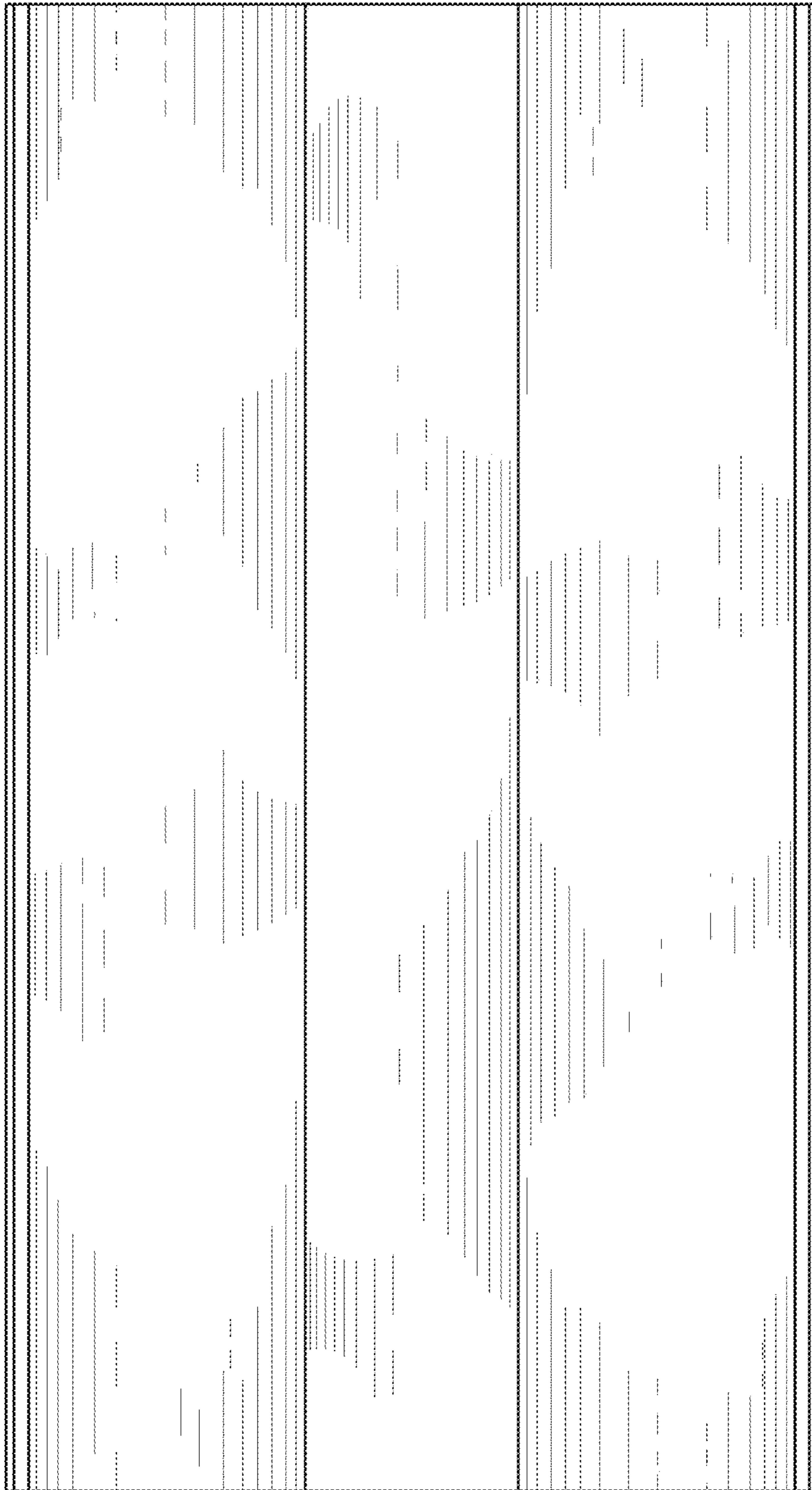


FIG. 6




FIG. 7

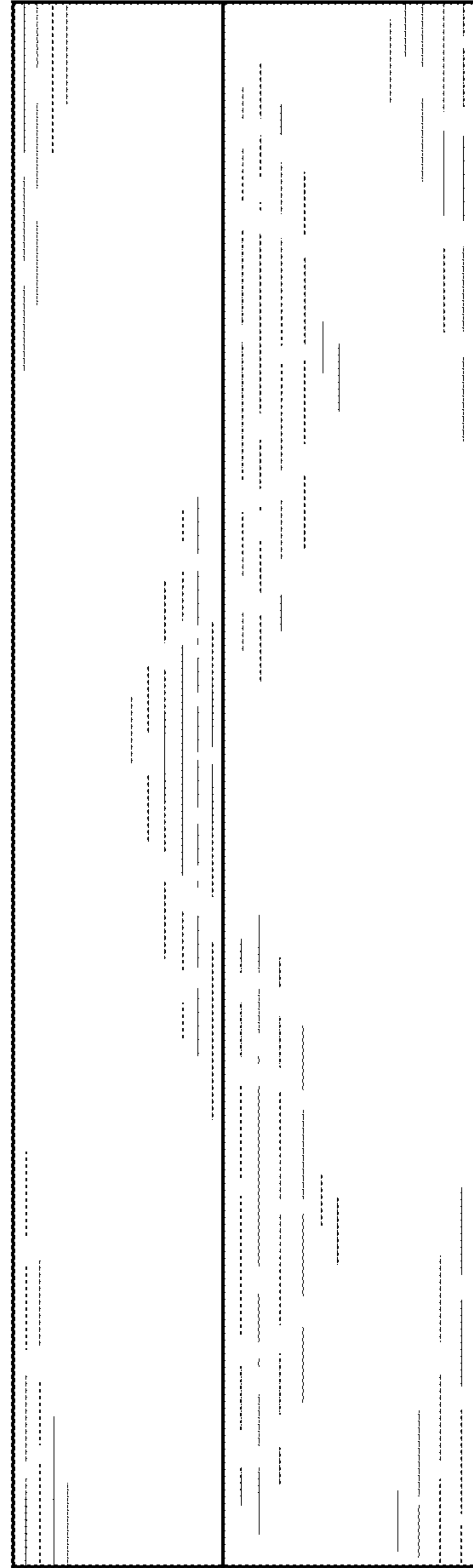


FIG. 8

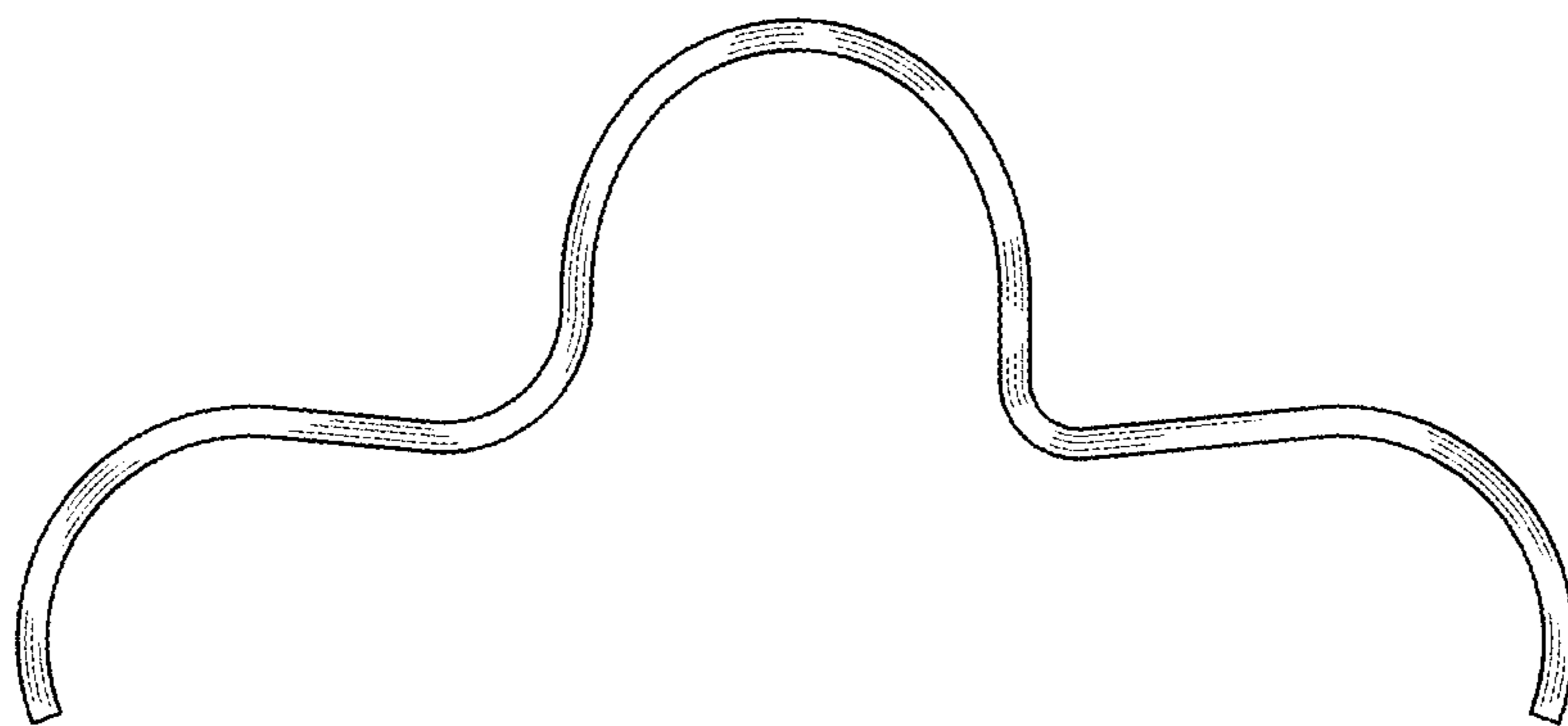


FIG. 9

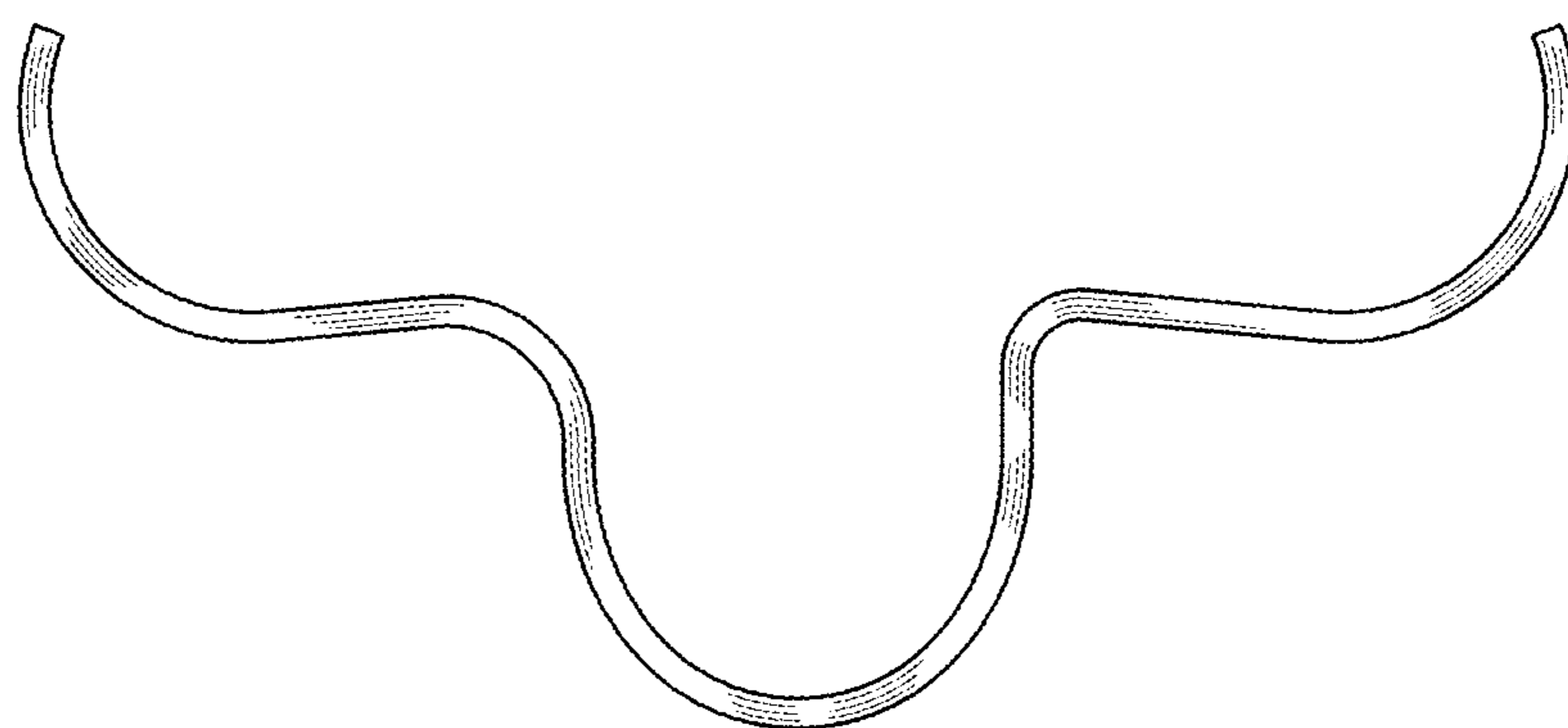


FIG. 10




FIG. 11



FIG. 12

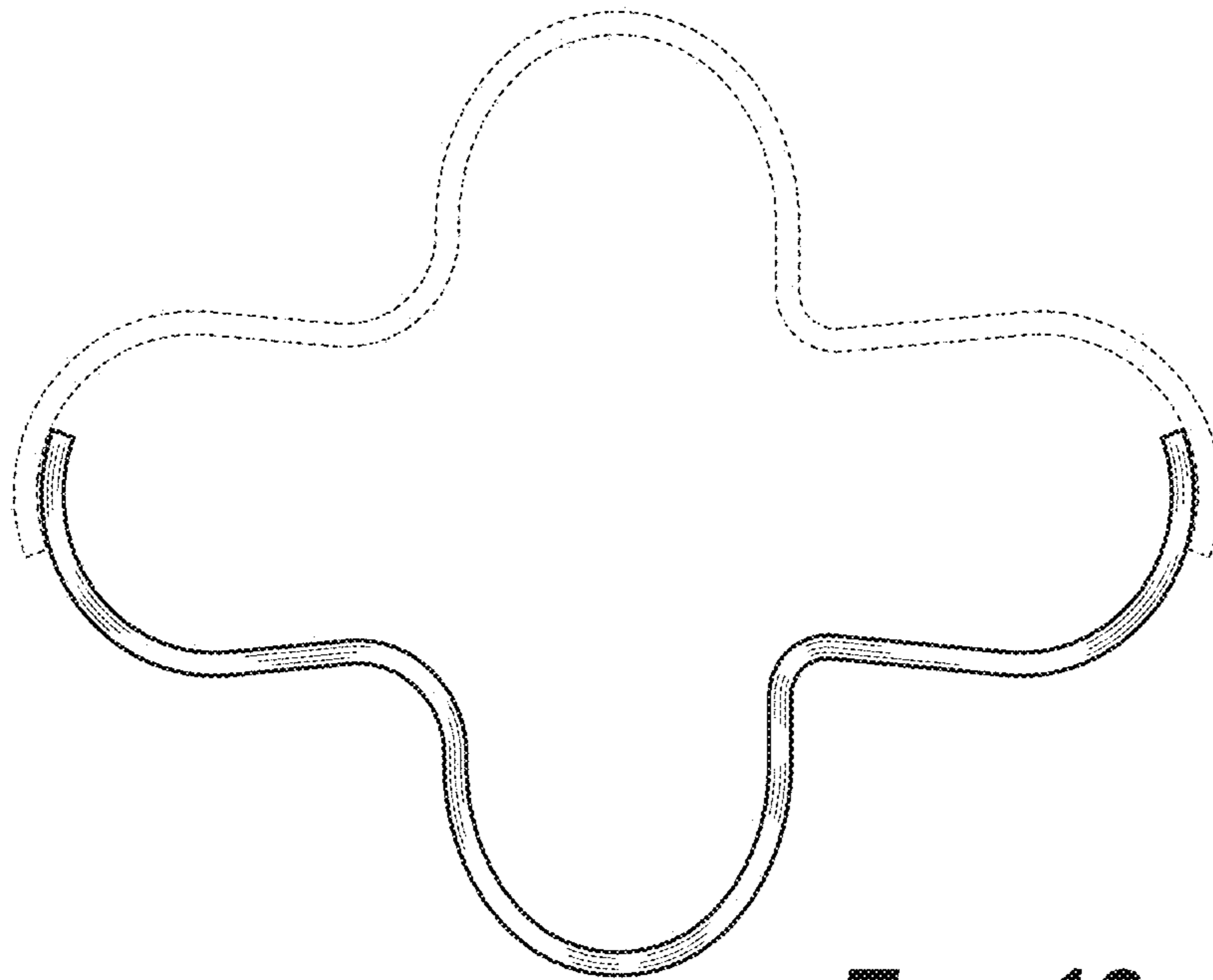


FIG. 13

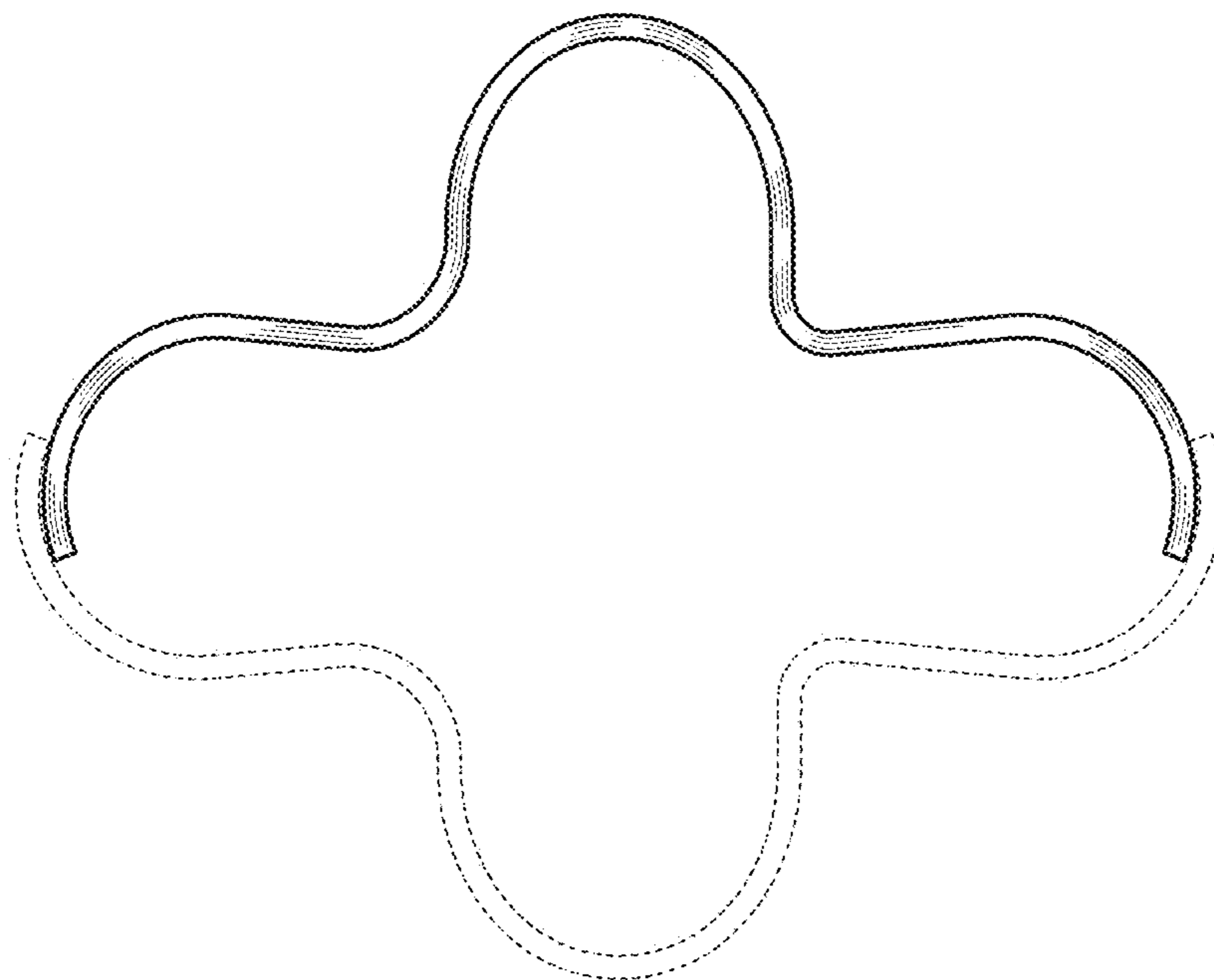


FIG. 14