



US00D871207S

(12) **United States Design Patent** (10) **Patent No.:** **US D871,207 S**  
**Vandenbos** (45) **Date of Patent:** **\*\* Dec. 31, 2019**

(54) **MULTIPLE CONTAINER PACKAGE**

(71) Applicant: **Rodney W. Vandenbos**, Palm Desert, CA (US)

(72) Inventor: **Rodney W. Vandenbos**, Palm Desert, CA (US)

(73) Assignee: **Buzzbox Beverages, Inc.**, Palm Desert, CA (US)

(\*\*) Term: **15 Years**

(21) Appl. No.: **29/612,898**

(22) Filed: **Aug. 4, 2017**

(51) **LOC (12) Cl.** ..... **09-03**

(52) **U.S. Cl.**  
USPC ..... **D9/418**

(58) **Field of Classification Search**  
USPC ..... D9/418, 414-417, 702, 711, 600, 431, D9/737, 433, 739, 721, 430; D6/407; D8/90; D3/298, 284, 302; D20/1  
CPC ..... B65D 5/4204; B65D 5/725  
See application file for complete search history.

(56) **References Cited**

**U.S. PATENT DOCUMENTS**

D265,723 S *	8/1982	Rosenthal	.....	D3/284
D436,313 S *	1/2001	Joshua	.....	D9/418
D446,448 S *	8/2001	Jernigan	.....	D9/418
D519,832 S *	5/2006	Demathieu	.....	D9/430
D527,901 S *	9/2006	Selsted	.....	D3/302
D529,795 S *	10/2006	Kragtwijk	.....	D9/418
D540,664 S *	4/2007	Richardson	.....	D9/418
D556,566 S *	12/2007	Steele, IV	.....	D9/418
D568,733 S *	5/2008	DuBois	.....	D9/418

D592,075 S *	5/2009	Holcomb	.....	D9/721
D595,125 S *	6/2009	Doyle	.....	D3/298
D703,038 S *	4/2014	McAdam	.....	D9/418
D706,350 S *	6/2014	Logue	.....	D20/1
D748,974 S *	2/2016	Wang	.....	D9/418
D763,054 S *	8/2016	Ali	.....	D8/90
D771,486 S *	11/2016	Mayer	.....	D9/418
D772,053 S *	11/2016	Mayer	.....	D9/418
D775,523 S *	1/2017	Platt	.....	D9/418
D835,999 S *	12/2018	Vandenbos	.....	D9/600

\* cited by examiner

*Primary Examiner* — Rhea Shields

(74) *Attorney, Agent, or Firm* — Barnes & Thornburg LLP

(57) **CLAIM**

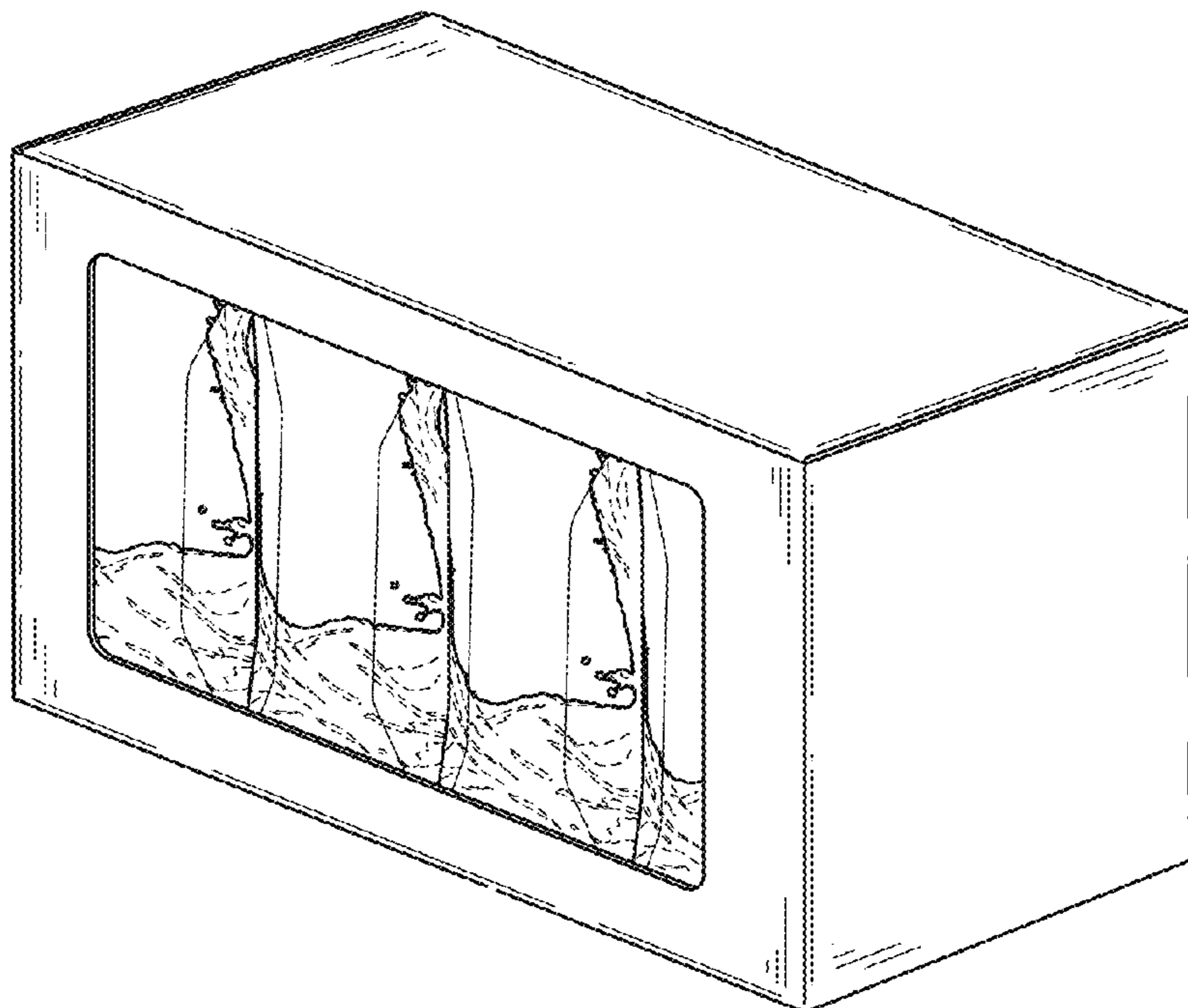
I claim the ornamental design for a multiple container package, as shown and described.

**DESCRIPTION**

FIG. 1 is a perspective view of a multiple container package, populated with containers, according to my new design; FIG. 2 is a front view thereof; FIG. 3 is a rear view thereof; FIG. 4 is a left side view thereof; FIG. 5 is a right side view thereof; FIG. 6 is a top plan view thereof; and, FIG. 7 is a bottom plan view thereof.

Those portions of the present invention which are presented in broken or dotted lines show the environment of the design only and form no part of the claimed design. Moreover, any shading presented in the accompanying drawings is provided merely to highlight the contour of the invention and is not intended to be illustrative of texture or gloss.

**1 Claim, 3 Drawing Sheets**



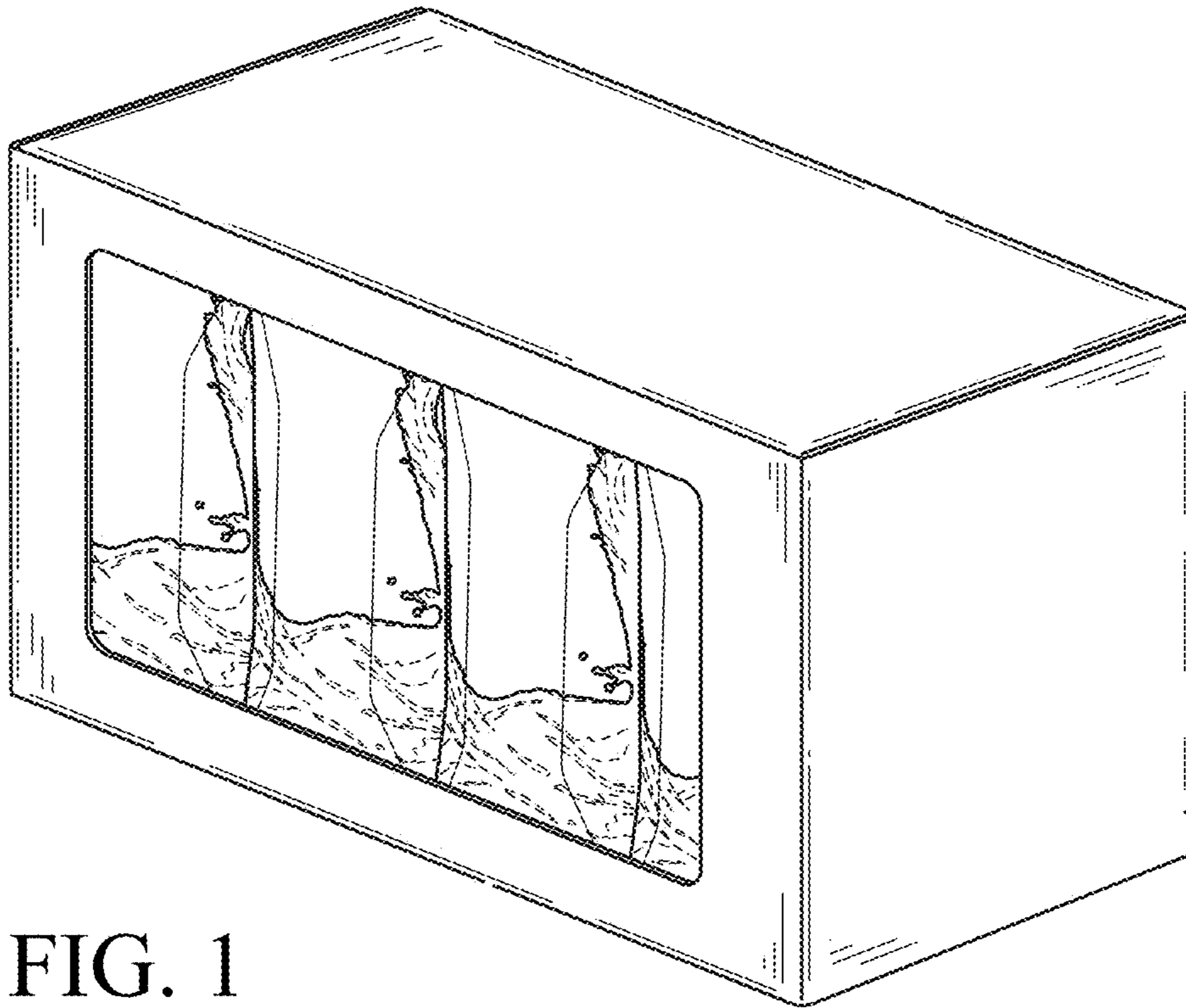


FIG. 1

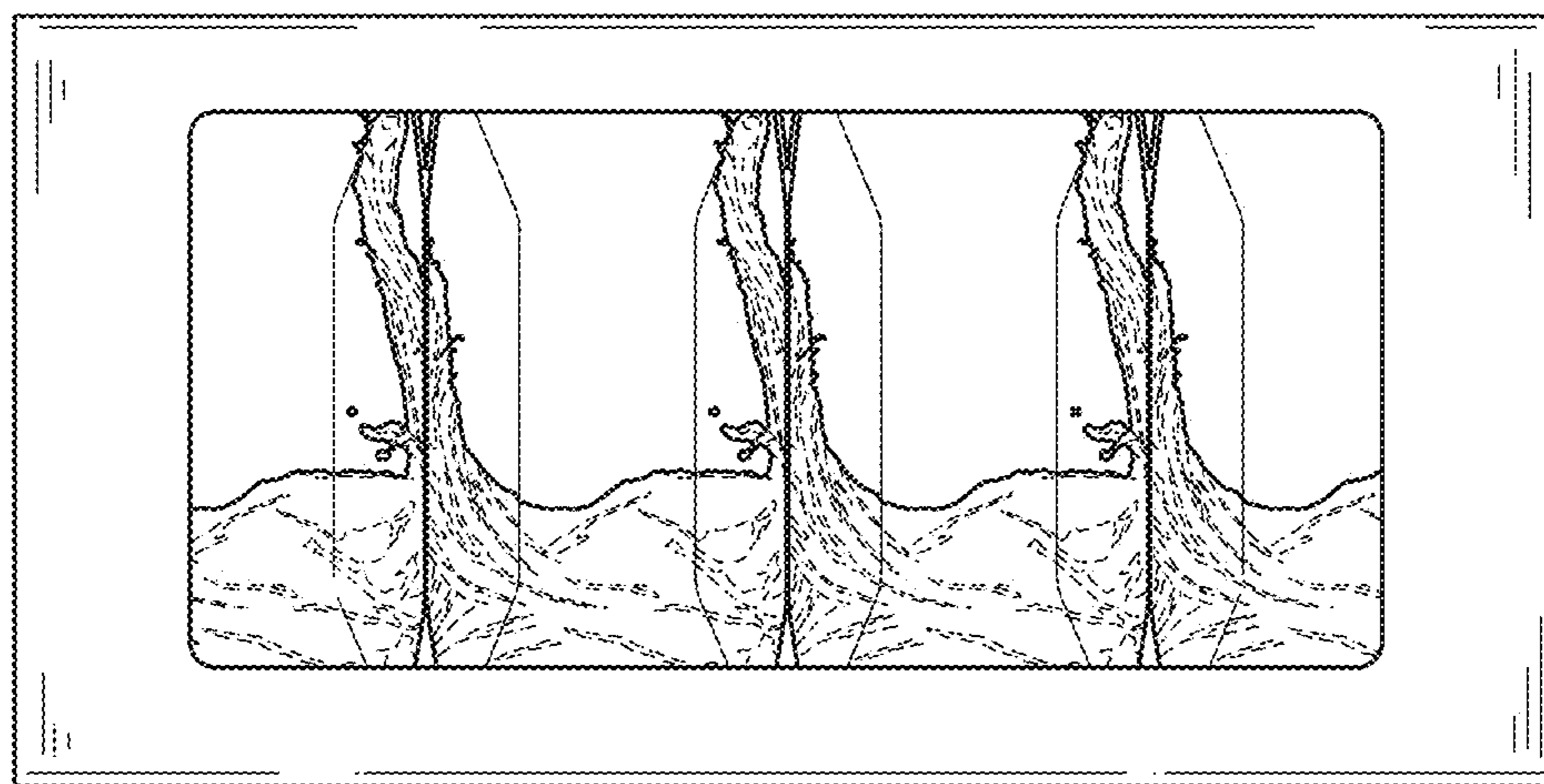


FIG. 2

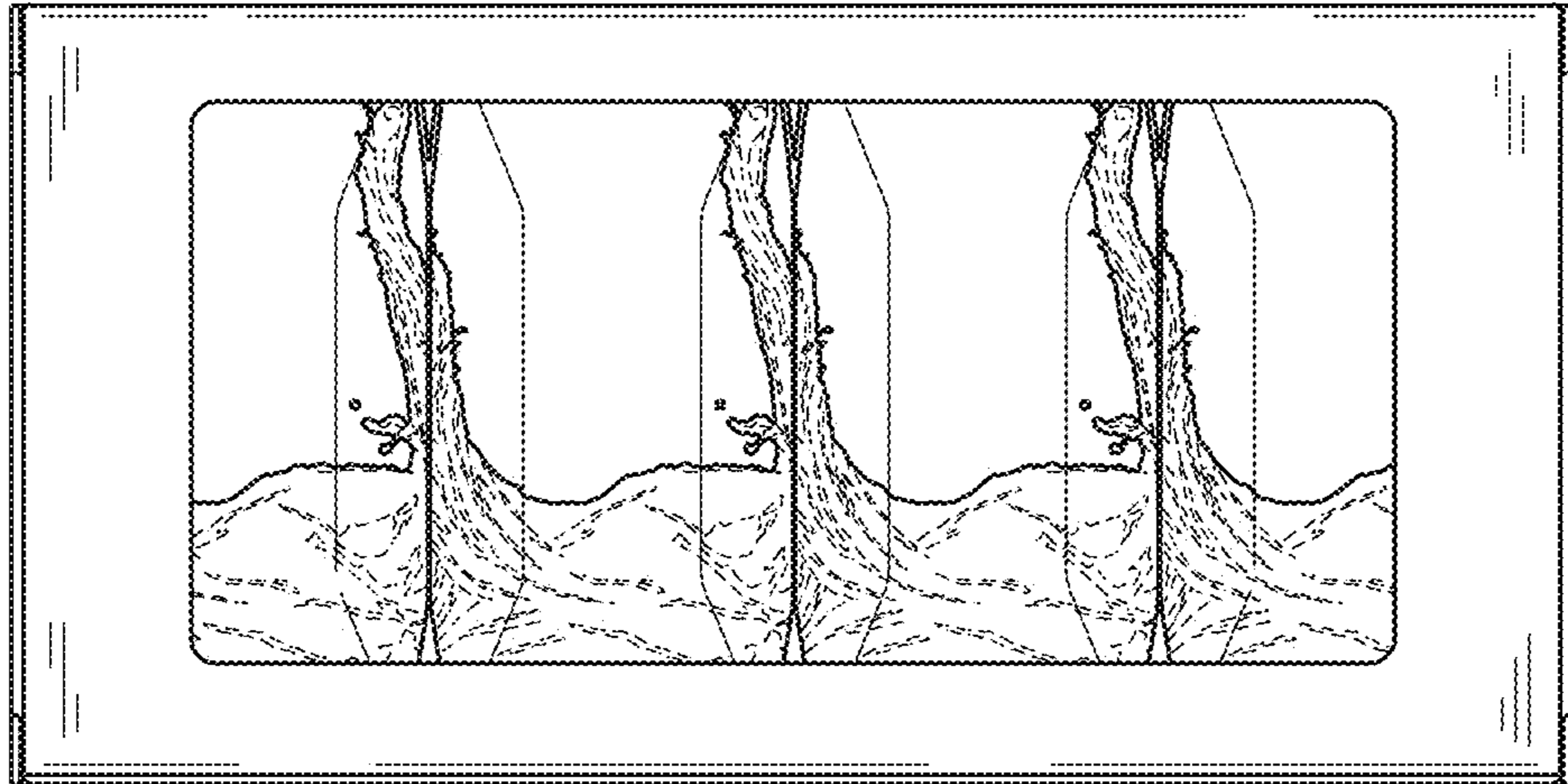


FIG. 3




FIG. 4




FIG. 5




FIG. 6




FIG. 7