

US00D871186S

(12) **United States Design Patent**  
**Hartle et al.**

(10) **Patent No.:** **US D871,186 S**  
(45) **Date of Patent:** **\*\* Dec. 31, 2019**

- (54) **TOMAHAWK**
- (71) Applicant: **WARWOOD TOOL COMPANY,**  
Wheeling, WV (US)
- (72) Inventors: **Logan Hartle,** Wheeling, WV (US);  
**Phillip Carl,** Wheeling, WV (US)
- (\*\*) Term: **15 Years**
- (21) Appl. No.: **29/663,127**
- (22) Filed: **Sep. 12, 2018**
- (51) **LOC (12) Cl.** ..... **08-02**
- (52) **U.S. Cl.**  
USPC ..... **D8/76**
- (58) **Field of Classification Search**  
USPC ..... D8/75, 76, 77, 78, 79, 80, 81  
CPC .. B26B 23/00; A01B 1/00; A01B 1/10; B25D  
1/10; B25F 1/006  
See application file for complete search history.

- D752,407 S 3/2016 Johnson
- D823,660 S \* 7/2018 Pirrone ..... D8/81
- D848,233 S \* 5/2019 McCann ..... D8/76
- 10,427,286 B2 \* 10/2019 McCann ..... B25F 1/006
- 2013/0192005 A1 \* 8/2013 Christenson ..... B25F 1/006  
7/138
- 2015/0360379 A1 \* 12/2015 West ..... B26B 23/00  
30/144
- 2018/0297188 A1 \* 10/2018 McCann ..... B25F 1/006

\* cited by examiner

*Primary Examiner* — Philip S Hyder

(74) *Attorney, Agent, or Firm* — Dinsmore & Shohl LLP;  
Monika L'Orsa Jaensson, Esq.

(57) **CLAIM**

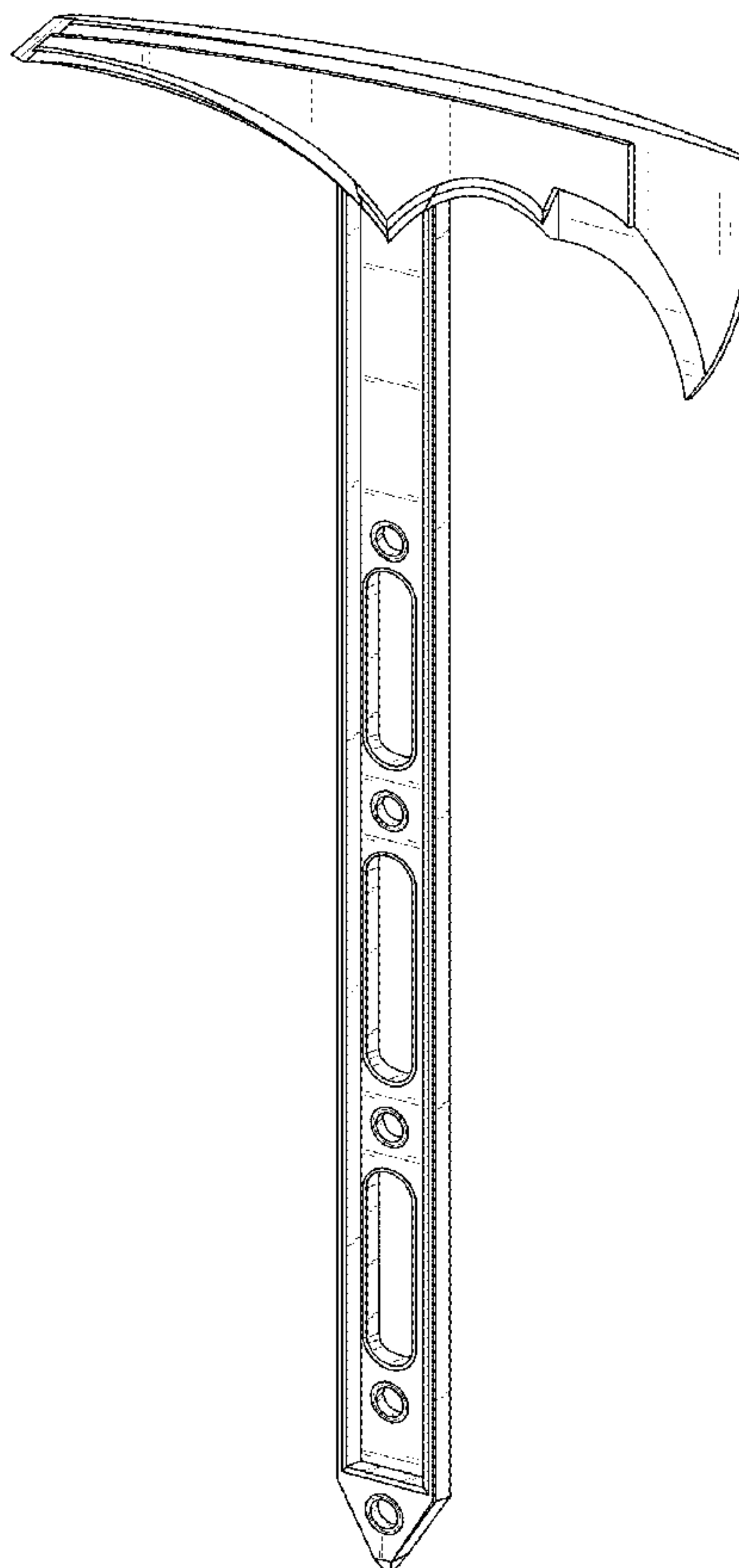
The ornamental design for a tomahawk, as shown and described.

**DESCRIPTION**

FIG. 1 is a perspective view of a tomahawk;  
FIG. 2 is a left side view thereof;  
FIG. 3 is a right side view thereof;  
FIG. 4 is a front view thereof;  
FIG. 5 is a back view thereof;  
FIG. 6 is a top view thereof; and,  
FIG. 7 is a bottom view thereof.

**1 Claim, 5 Drawing Sheets**

- (56) **References Cited**  
U.S. PATENT DOCUMENTS
- D299,414 S \* 1/1989 Bajza ..... D8/105
- D318,896 S 8/1991 Crain
- D593,833 S \* 6/2009 Newhall ..... D8/76
- D669,331 S 10/2012 Burdyslaw
- D688,348 S 8/2013 Christenson
- D718,407 S 11/2014 Lloyd



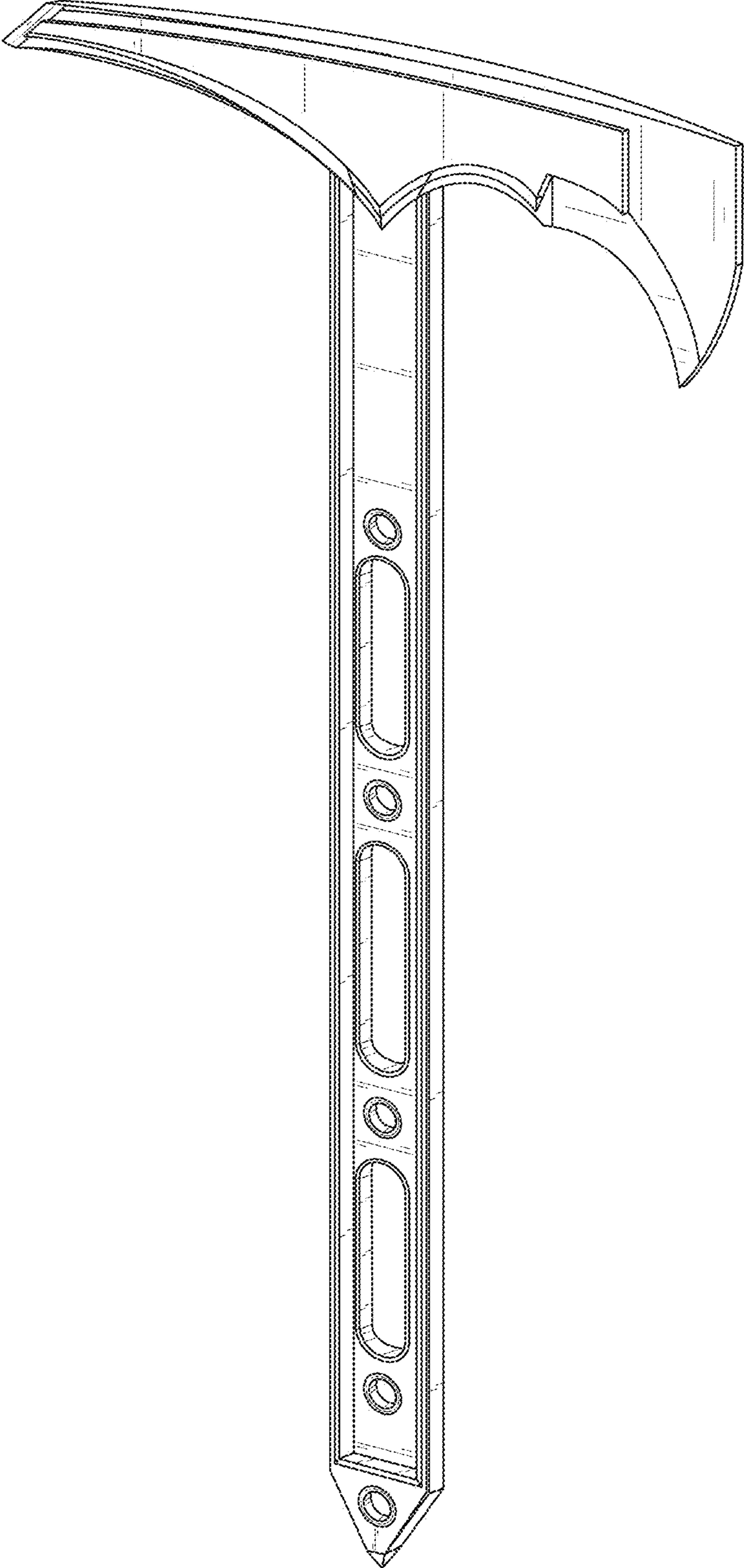


FIG. 1

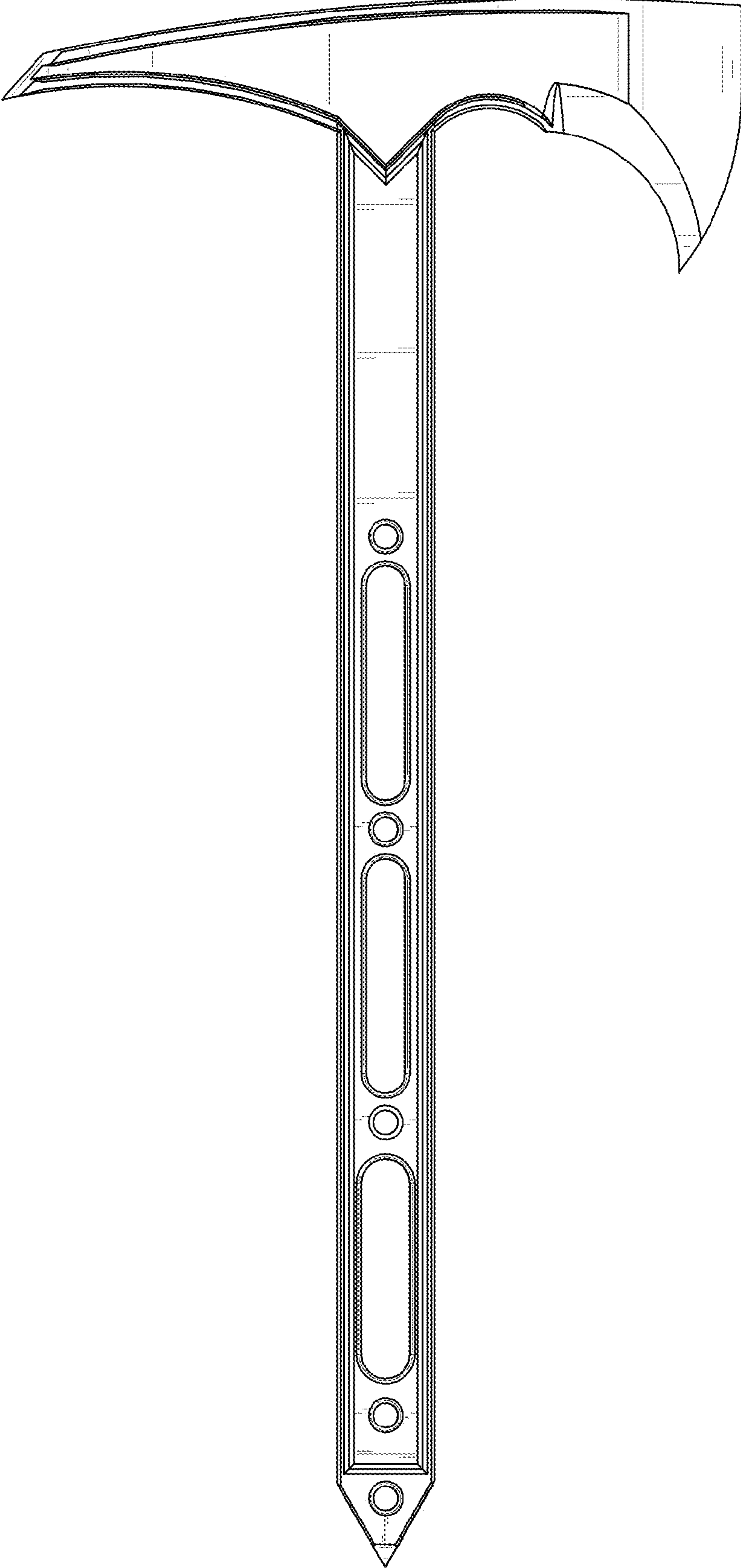


FIG. 2

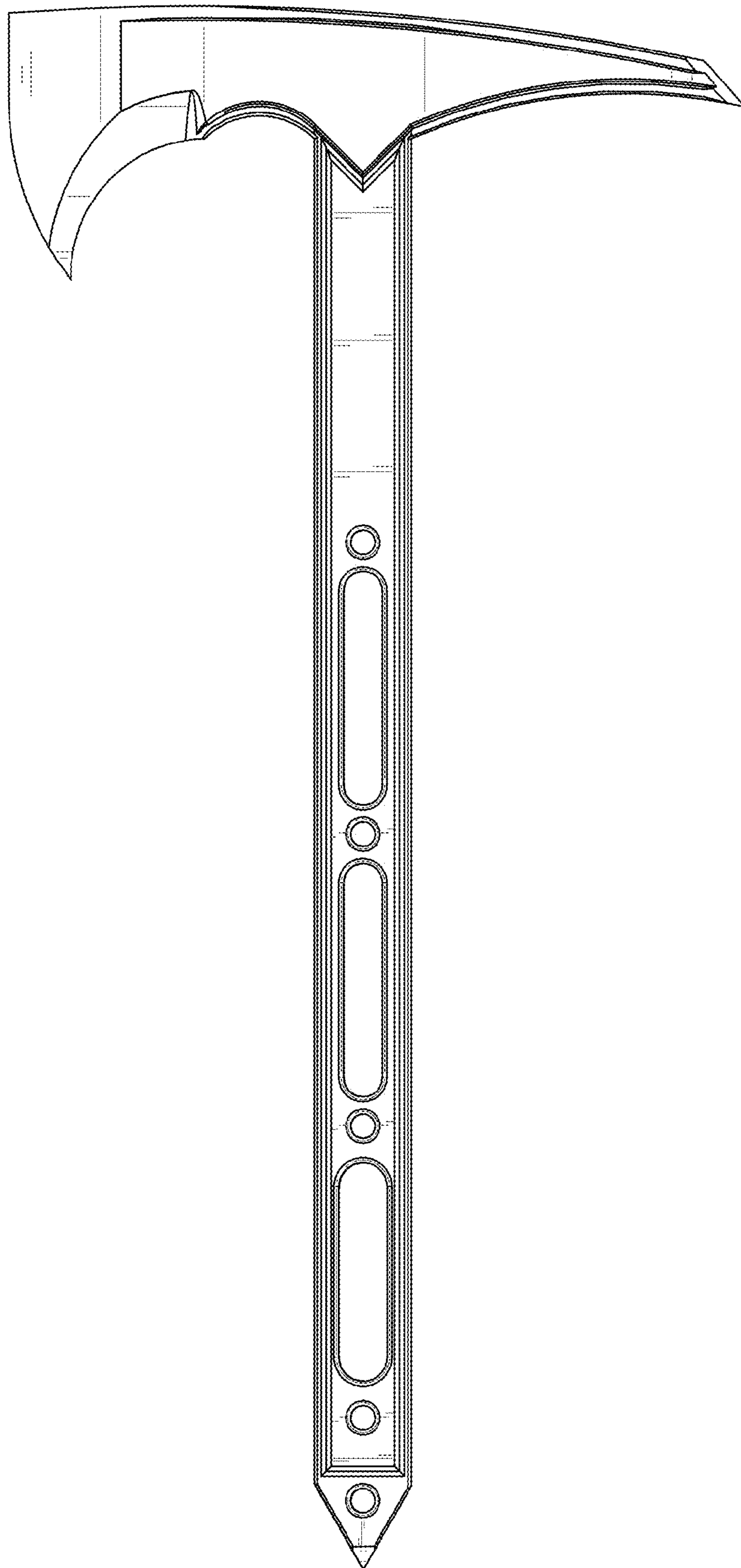


FIG. 3

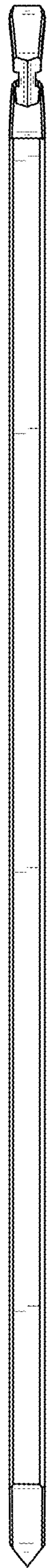


FIG. 4



FIG. 5



FIG. 6



FIG. 7