



US00D871168S

(12) **United States Design Patent**  
**Malcolm**

(10) **Patent No.:** **US D871,168 S**

(45) **Date of Patent:** **\*\* Dec. 31, 2019**

(54) **EATING UTENSIL**

(71) Applicant: **Carter T. Malcolm**, Ann Arbor, MI (US)

(72) Inventor: **Carter T. Malcolm**, Ann Arbor, MI (US)

(73) Assignee: **CONSTRUCTIVE EATING, INC.**, Ann Arbor, MI (US)

(\*\*) Term: **15 Years**

(21) Appl. No.: **29/663,401**

(22) Filed: **Sep. 14, 2018**

(51) **LOC (12) Cl.** ..... **07-03**

(52) **U.S. Cl.**

USPC ..... **D7/656**; D7/401.2; D7/653; D7/654

(58) **Field of Classification Search**

USPC ..... D4/116, 138; D7/368, 401.2, 642-645, D7/653-664, 669, 675-677, 683, D7/688-689, 691; D8/34, 38, 107, D8/300-301; D21/576, 606-609, D21/625-627, 808; D22/117-118; D28/60

CPC ... A01D 9/02; A01D 9/04; A01D 9/06; A47G 21/00; A47G 21/004; A47G 21/005; A47G 21/02; A47G 21/023; A47G 21/04; A47G 21/06; A47G 21/08; A47J 43/28; A47J 43/281; A47J 43/282; A61F 13/10; A61J 7/0023; B25G 1/00; B25G 1/01; B25G 1/02; B25G 3/00; B65D 75/56; B65D 75/563; B65D 75/566; B67B 7/00; B67B 7/724; B67B 7/73

See application file for complete search history.

(56) **References Cited**

**U.S. PATENT DOCUMENTS**

D231,721 S \* 6/1974 Pearson ..... D7/655  
D234,287 S \* 2/1975 Pearson ..... D7/655

3,968,591 A 7/1976 Pearson, Jr.  
D294,391 S 2/1988 Woo  
D347,148 S 5/1994 Harrison  
D356,928 S 4/1995 Brown  
D389,711 S 1/1998 Henry  
D402,410 S \* 12/1998 Farrell ..... D28/60  
D405,670 S 2/1999 Wysopal  
D419,306 S 1/2000 Hansen  
D446,023 S \* 8/2001 Sherman ..... D4/116  
D470,370 S 2/2003 Arnold  
D554,439 S 11/2007 Malcom  
D554,440 S 11/2007 Malcom  
D554,441 S \* 11/2007 Malcolm ..... D7/653

(Continued)

*Primary Examiner* — Ricky Pham

(74) *Attorney, Agent, or Firm* — Brinks Gilson & Lione

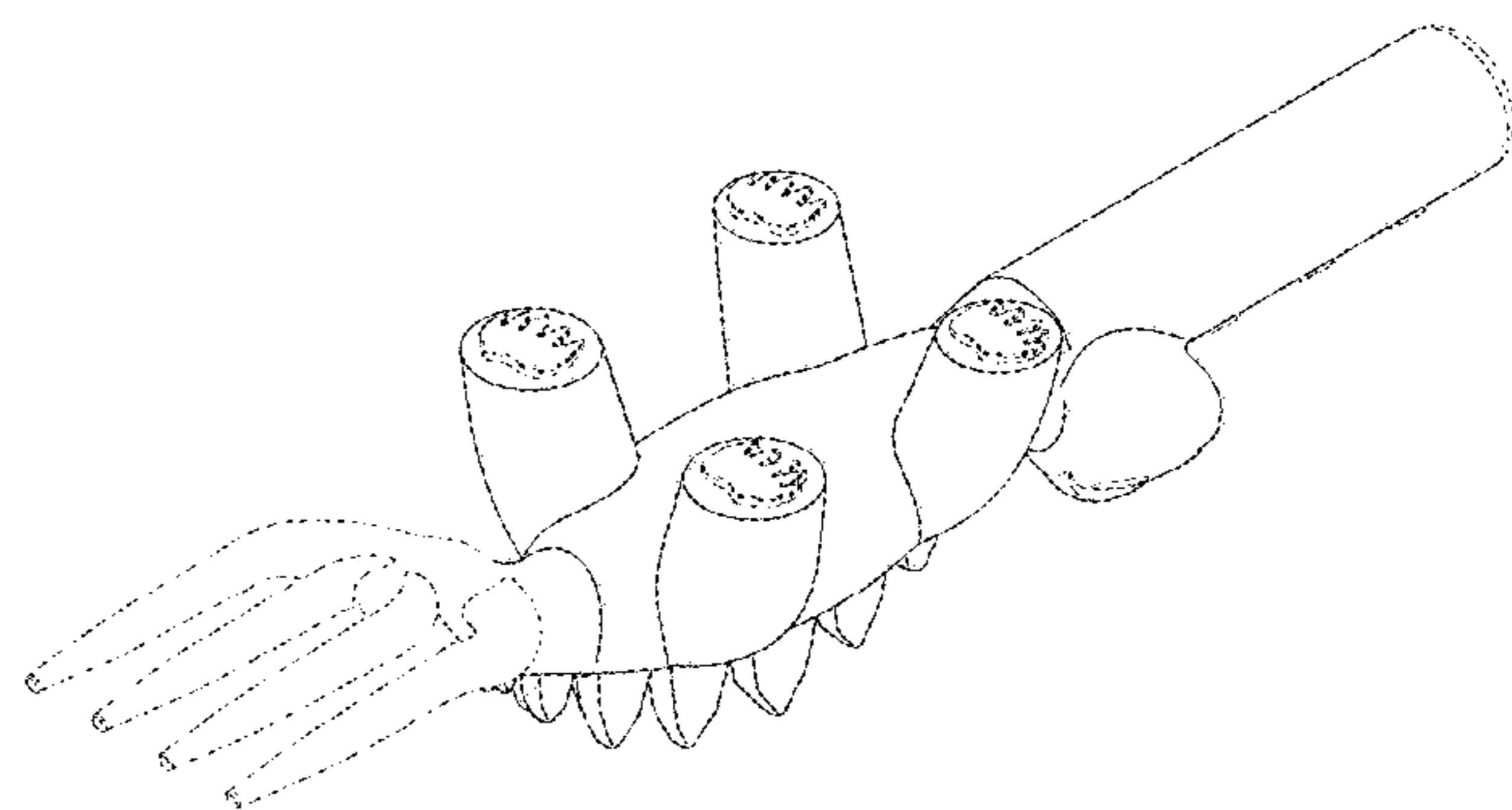
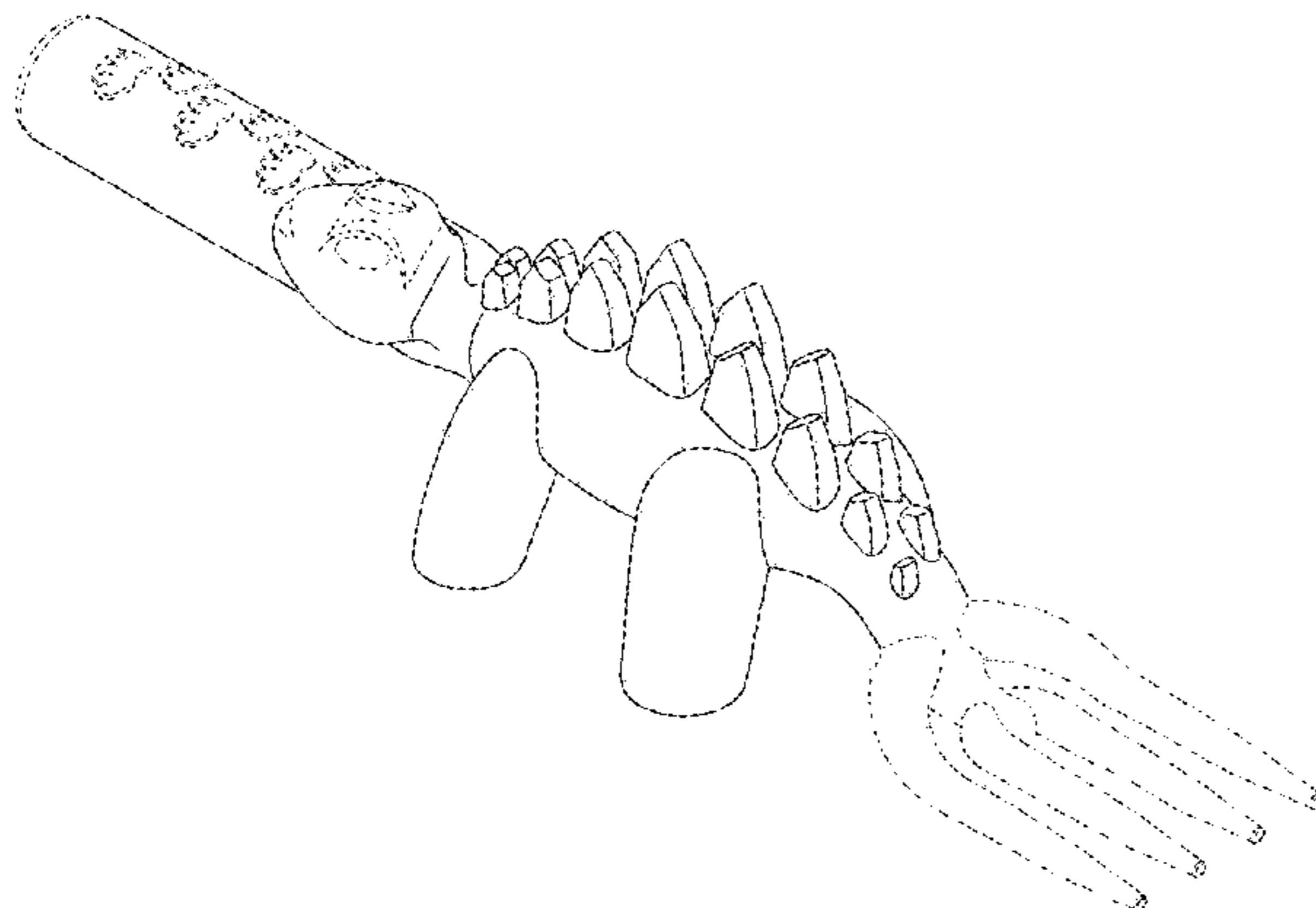
(57) **CLAIM**

The ornamental design for an eating utensil, as shown and described.

**DESCRIPTION**

FIG. 1 is a top perspective view of the eating utensil of the present invention;  
FIG. 2 is a bottom perspective view of the eating utensil of the present invention;  
FIG. 3 is a top view of the eating utensil shown in FIG. 1;  
FIG. 4 is a right side view of the eating utensil shown in FIG. 1;  
FIG. 5 is a bottom view of the eating utensil shown in FIG. 1;  
FIG. 6 is a back side view of the eating utensil shown in FIG. 1;  
FIG. 7 is a left side view of the eating utensil shown in FIG. 1; and,  
FIG. 8 is a front view of eating utensil shown in FIG. 1.  
The broken lines shown in the drawings are for illustrative purposes only and form no part of the claimed design.

**1 Claim, 4 Drawing Sheets**



(56)

**References Cited**

U.S. PATENT DOCUMENTS

D639,617 S	6/2011	Malcom	
D661,954 S *	6/2012	Malcolm .....	D7/653
D677,999 S *	3/2013	Skolnik .....	D7/653
D690,993 S *	10/2013	Im .....	D7/401.2
D697,367 S *	1/2014	Wilson .....	D7/401.2
D716,107 S	10/2014	Skolnik	
D728,321 S *	5/2015	Skolnik .....	D7/642
D795,377 S *	8/2017	George, II .....	D21/808
D823,073 S *	7/2018	Crowley .....	D7/656
D840,769 S *	2/2019	Malcolm .....	A47G 21/02 D7/656
2009/0077812 A1	3/2009	Malcom	

\* cited by examiner

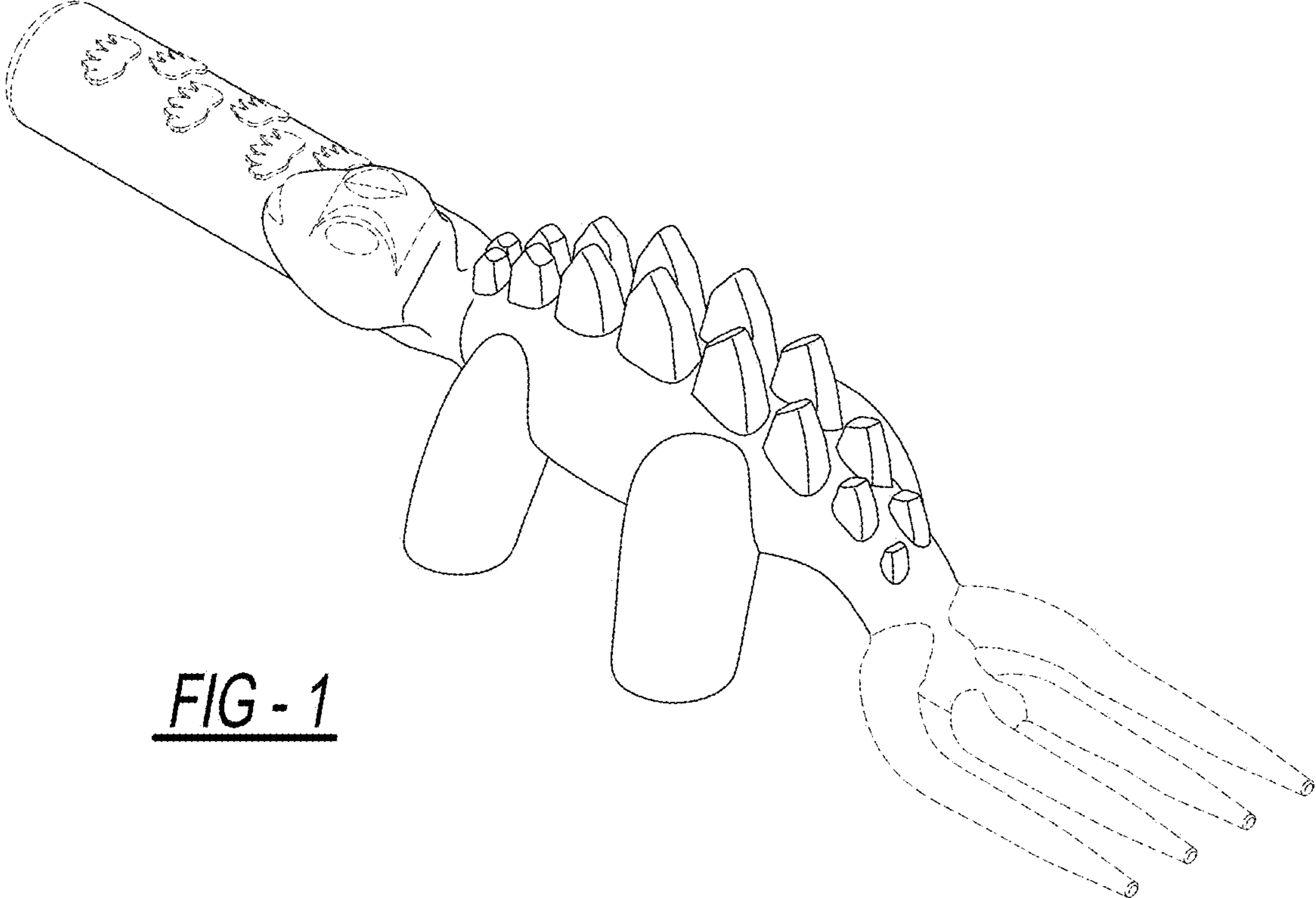


FIG - 1

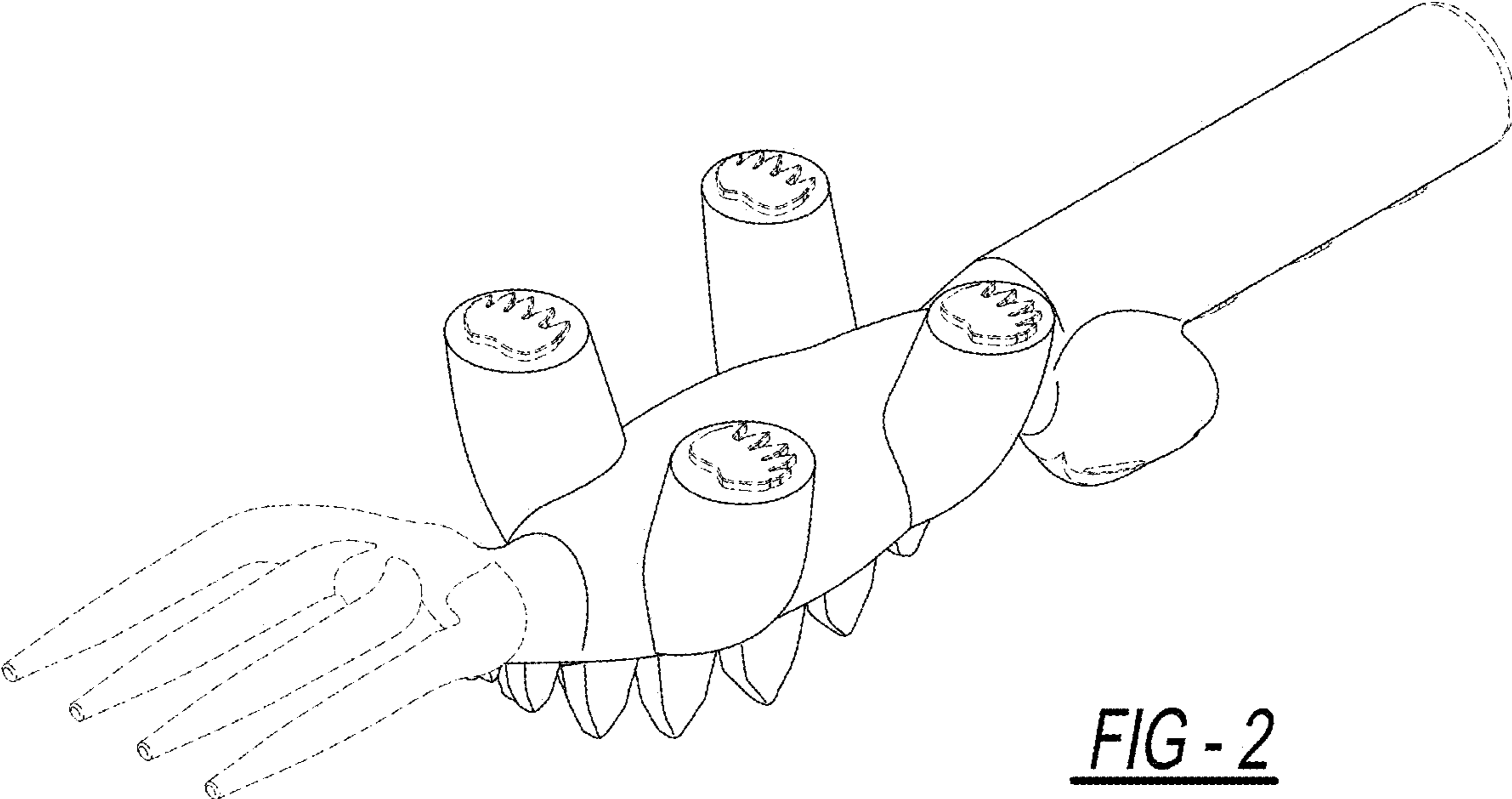


FIG - 2

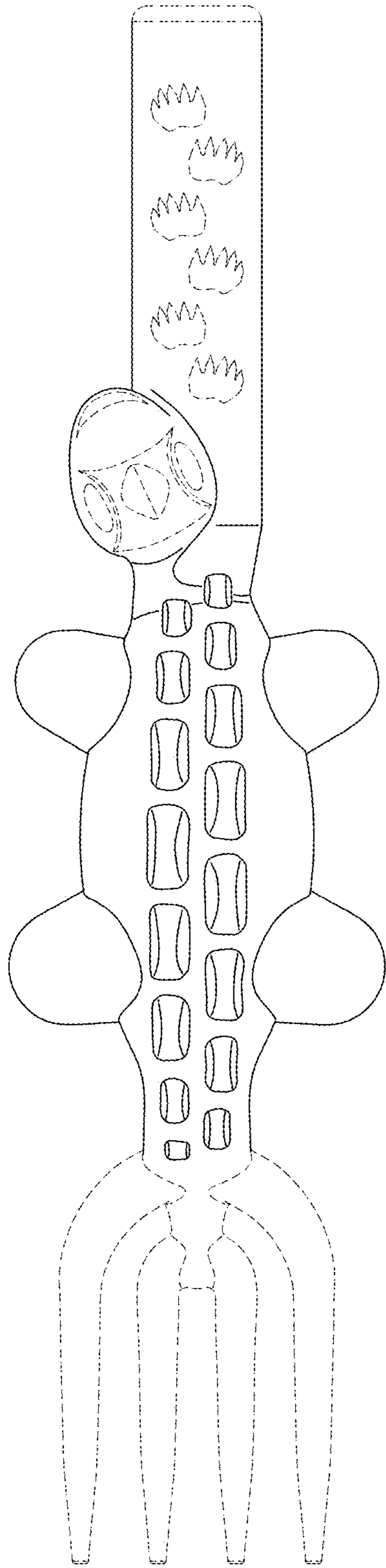


FIG - 3

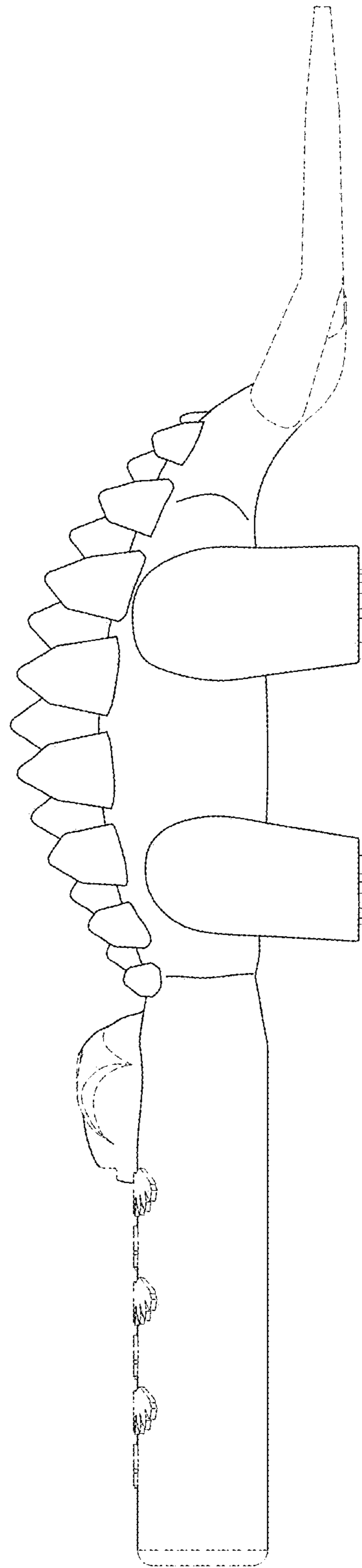


FIG - 4

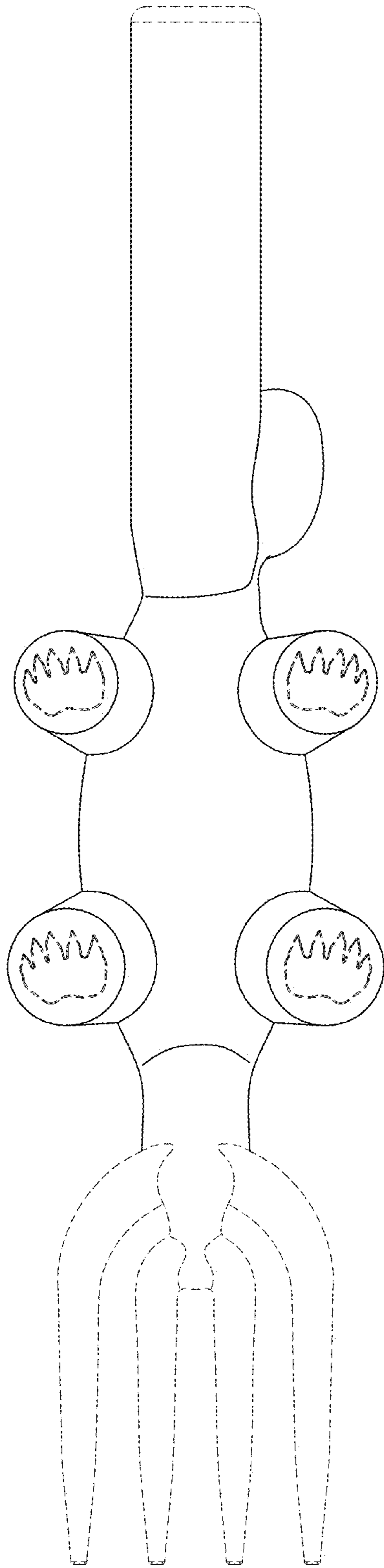


FIG - 5

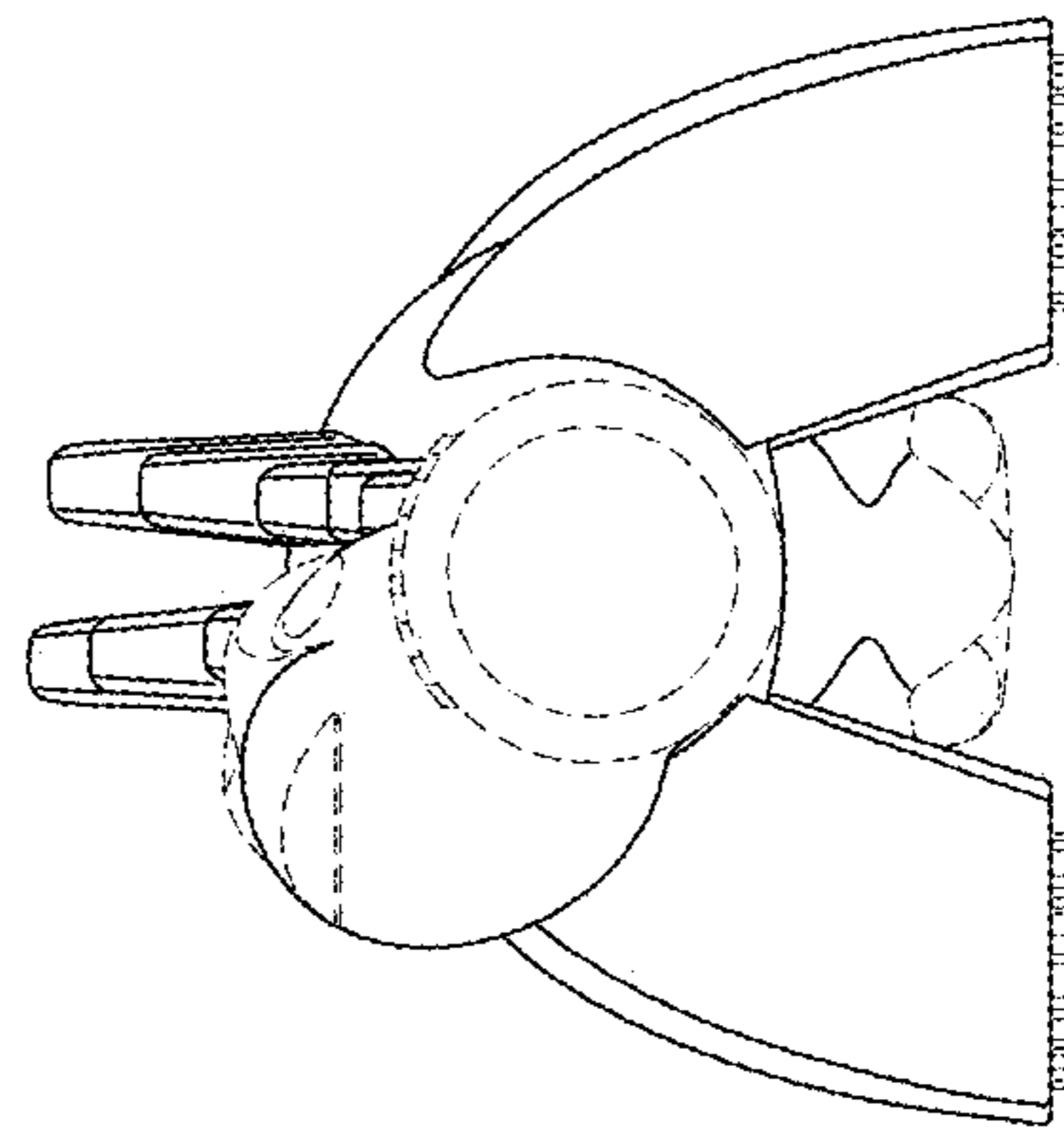


FIG - 6

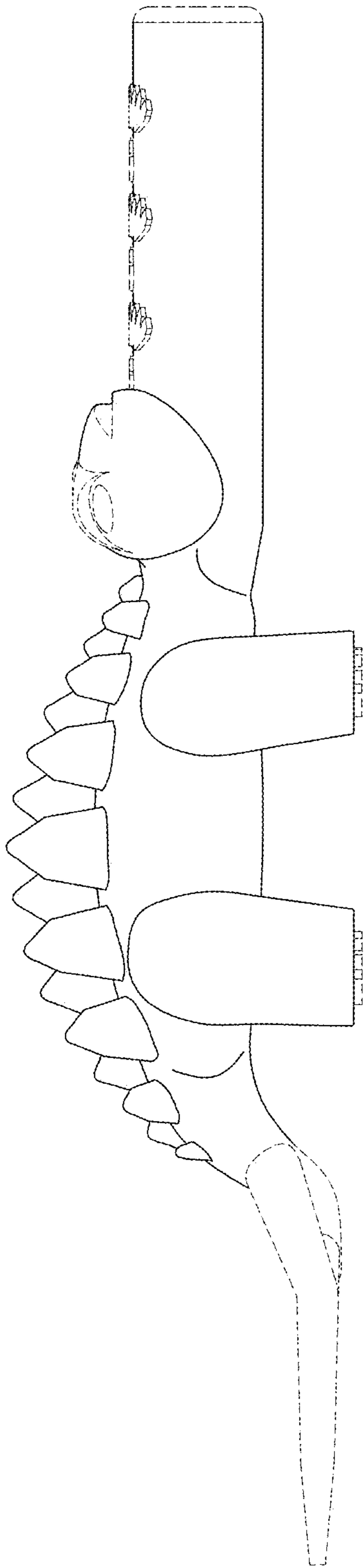


FIG - 7

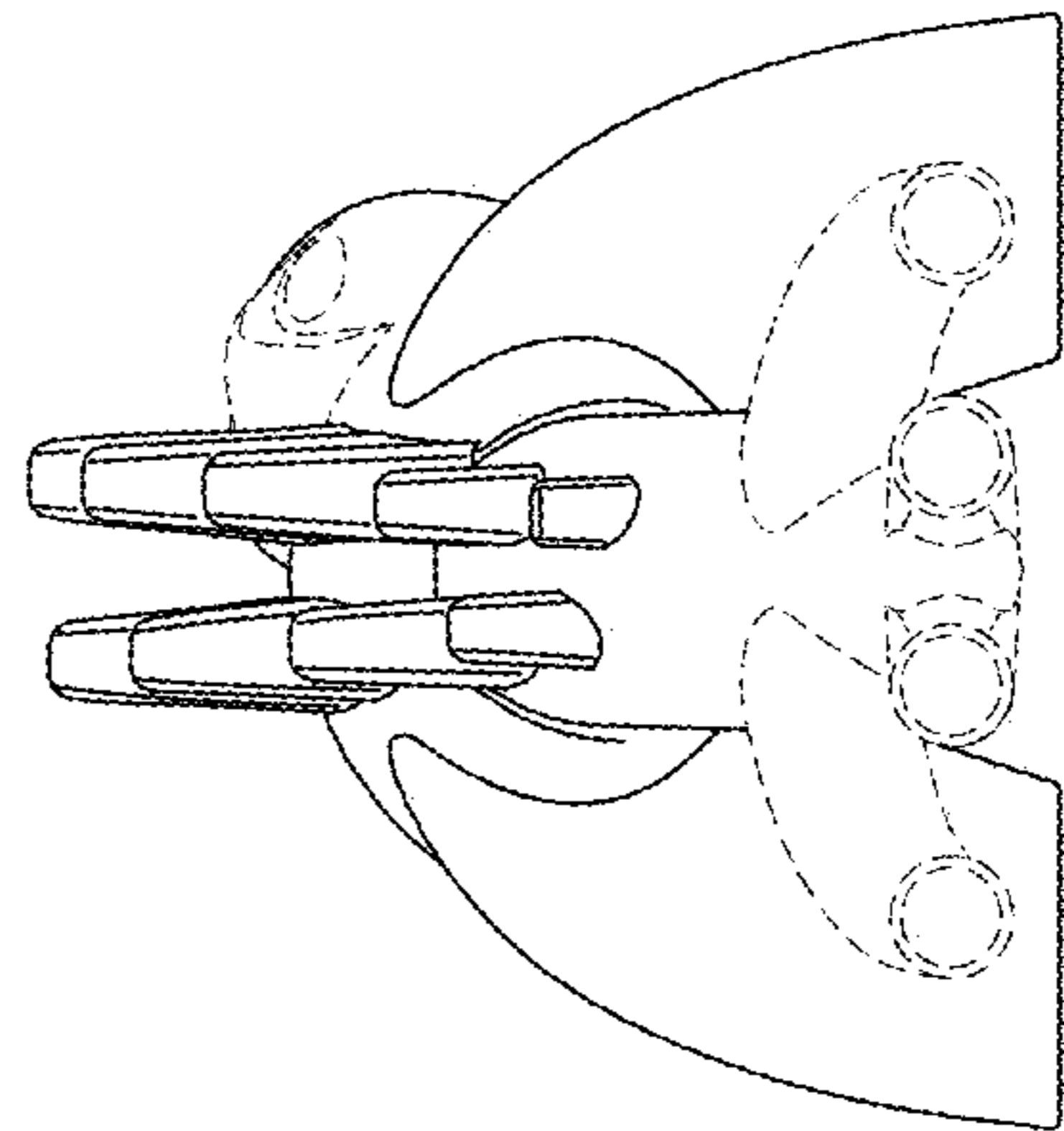


FIG - 8